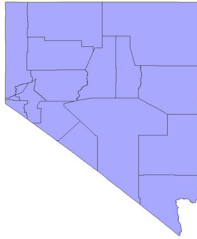


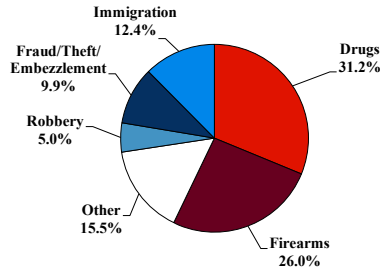
District at a Glance

District of Nevada

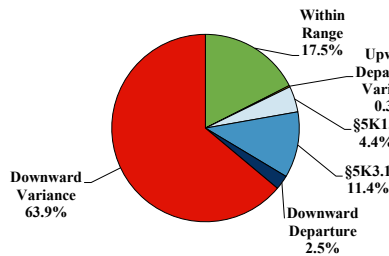
Fiscal Year 2023



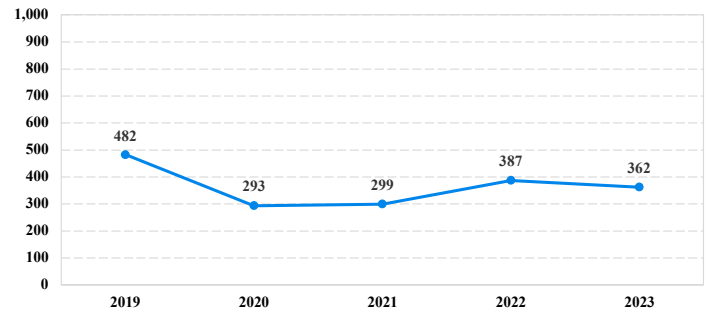
Type of Crime



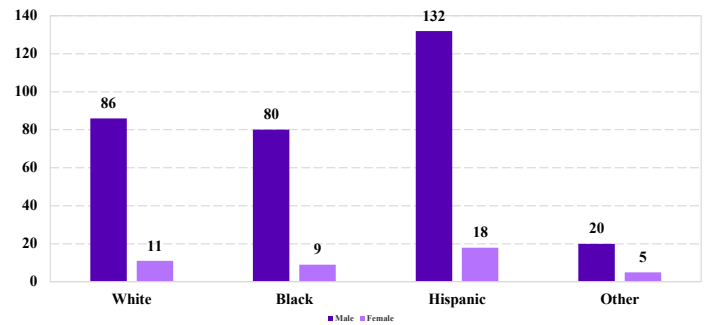
Sentence Imposed Relative to the Guideline Range



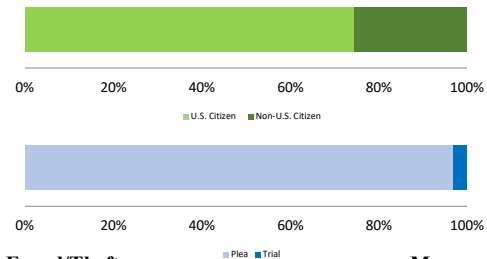
Number of Sentenced Individuals Over Time



Race and Gender



Citizenship, Guilty Pleas, and Trials



SENTENCING INFORMATION BY TYPE OF CRIME

	TOTAL	Immigration	Drug Trafficking	Firearms	Fraud/Theft /Embezzle	Robbery	Child Porn	Money Laundering	All Other
Total	362	45	112	94	36	18	13	8	36
Mean Sentence (months)	48	11	67	32	32	81	88	17	65
Median Sentence (months)	30	6	62	28	12	72	87	9	24

IMPRISONMENT

Total Receiving Imprisonment	329	44	108	84	28	17	13	5	30
Prison Only	311	44	102	80	23	16	12	4	30
Up to 12 Months	65	25	13	10	4	3	0	1	9
13 to 60 Months	154	19	38	58	15	5	4	3	12
61 to 120 Months	68	0	41	12	2	4	6	0	3
Over 120 Months	24	0	10	0	2	4	2	0	6
Prison and Alternatives	18	0	6	4	5	1	1	1	0

PROBATION

Total Receiving Probation	33	1	4	10	8	1	0	3	6
Probation Only	23	1	1	5	7	1	0	3	5
Probation and Alternatives	10	0	3	5	1	0	0	0	1

FINE ONLY

Total	0	0	0	0	0	0	0	0	0
--------------	----------	----------	----------	----------	----------	----------	----------	----------	----------

Cases with indeterminable sentence terms are excluded from the calculation of the Mean Sentence or Median Sentence category. Sentences greater than 470 months and probation were included in the sentence average computations as 470 months and zero months, respectively. Cases in the Total Receiving Imprisonment, Total Receiving Probation, and Fine Only categories total 100 percent of all cases. Cases missing information required for a specific analysis were excluded from that analysis. Descriptions of variables used in this analysis are provided in Appendix A.

SOURCE: U.S. Sentencing Commission, 2019 - 2023 Datafiles, USSCFY19 - USSCFY23.