

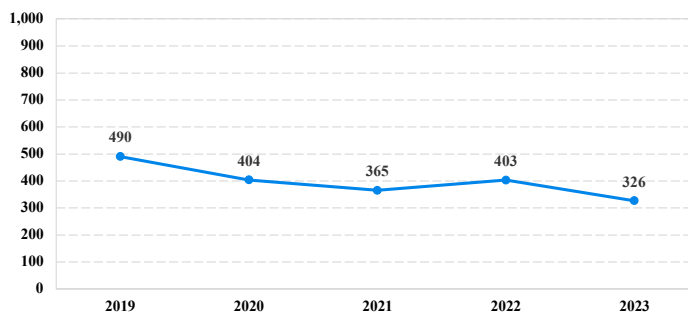
District at a Glance

Middle District of North Carolina

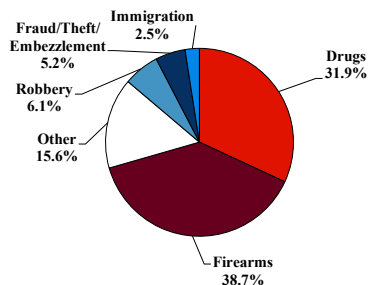
Fiscal Year 2023



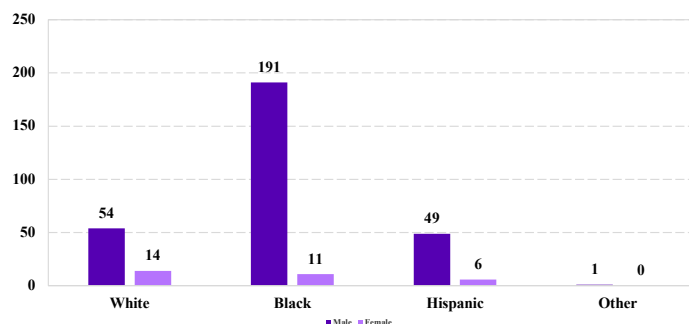
Number of Sentenced Individuals Over Time



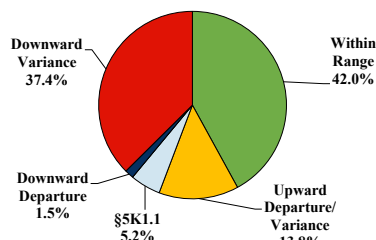
Type of Crime



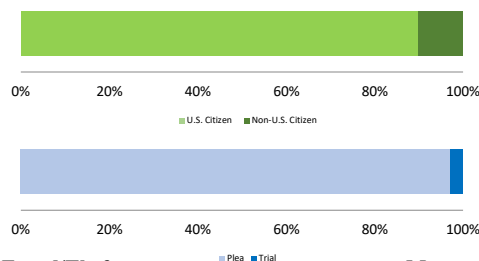
Race and Gender



Sentence Imposed Relative to the Guideline Range



Citizenship, Guilty Pleas, and Trials



SENTENCING INFORMATION BY TYPE OF CRIME

	TOTAL	Immigration	Drug Trafficking	Firearms	Fraud/Theft/Embezzle	Robbery	Child Porn	Money Laundering	All Other
Total	326	8	104	126	17	20	10	5	36
Mean Sentence (months)	88	34	105	59	27	118	122	67	154
Median Sentence (months)	66	29	100	60	16	109	141	48	114

IMPRISONMENT

Total Receiving Imprisonment	295	7	98	113	11	20	10	4	32
Prison Only	289	7	97	109	11	20	10	4	31
Up to 12 Months	6	0	2	2	2	0	0	0	0
13 to 60 Months	112	6	25	56	6	4	2	2	11
61 to 120 Months	96	1	31	47	3	8	2	1	3
Over 120 Months	75	0	39	4	0	8	6	1	17
Prison and Alternatives	6	0	1	4	0	0	0	0	1

PROBATION

Total Receiving Probation	31	1	6	13	6	0	0	1	4
Probation Only	22	1	3	10	5	0	0	1	2
Probation and Alternatives	9	0	3	3	1	0	0	0	2

FINE ONLY

Total	0	0	0	0	0	0	0	0	0
--------------	----------	----------	----------	----------	----------	----------	----------	----------	----------

Cases with indeterminable sentence terms are excluded from the calculation of the Mean Sentence or Median Sentence category. Sentences greater than 470 months and probation were included in the sentence average computations as 470 months and zero months, respectively. Cases in the Total Receiving Imprisonment, Total Receiving Probation, and Fine Only categories total 100 percent of all cases. Cases missing information required for a specific analysis were excluded from that analysis. Descriptions of variables used in this analysis are provided in Appendix A.

SOURCE: U.S. Sentencing Commission, 2019 - 2023 Datafiles, USSCFY19 - USSCFY23.