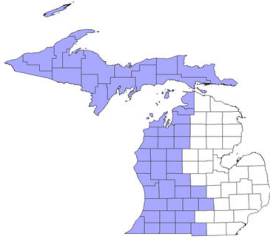


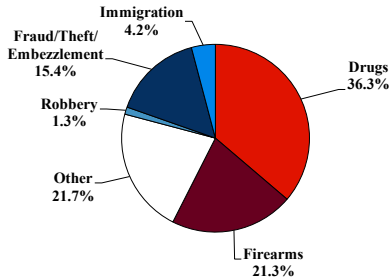
District at a Glance

Western District of Michigan

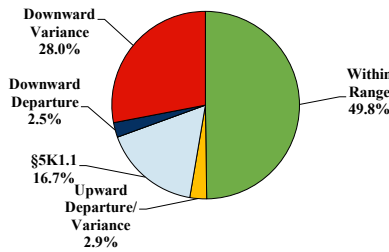
Fiscal Year 2023



Type of Crime



Sentence Imposed Relative to the Guideline Range



SENTENCING INFORMATION BY TYPE OF CRIME

	TOTAL	Immigration	Drug Trafficking	Firearms	Fraud/Theft /Embezzle	Robbery	Child Porn	Money Laundering	All Other
	240	10	87	51	37	3	7	5	40
Mean Sentence (months)	97	12	125	69	21	91	221	43	147
Median Sentence (months)	64	8	120	57	12	80	188	30	58

IMPRISONMENT

Total Receiving Imprisonment	220	9	87	49	25	3	7	5	35
Prison Only	215	8	86	47	25	3	7	5	34
Up to 12 Months	16	6	0	0	6	0	0	0	4
13 to 60 Months	79	2	22	24	16	0	0	4	11
61 to 120 Months	55	0	28	19	2	3	0	1	2
Over 120 Months	65	0	36	4	1	0	7	0	17
Prison and Alternatives	5	1	1	2	0	0	0	0	1

PROBATION

Total Receiving Probation	20	1	0	2	12	0	0	0	5
Probation Only	15	0	0	0	11	0	0	0	4
Probation and Alternatives	5	1	0	2	1	0	0	0	1

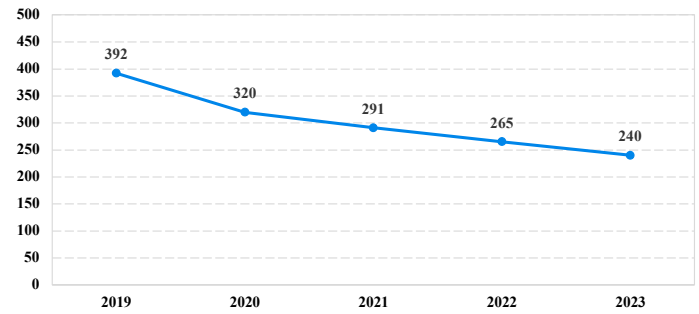
FINE ONLY

FINE ONLY	0	0	0	0	0	0	0	0	0
------------------	----------	----------	----------	----------	----------	----------	----------	----------	----------

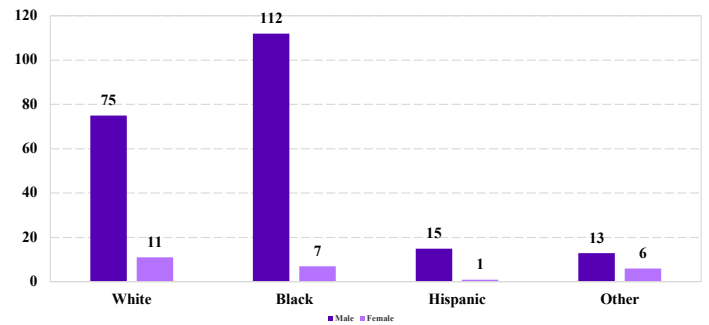
Cases with indeterminable sentence terms are excluded from the calculation of the Mean Sentence or Median Sentence category. Sentences greater than 470 months and probation were included in the sentence average computations as 470 months and zero months, respectively. Cases in the Total Receiving Imprisonment, Total Receiving Probation, and Fine Only categories total 100 percent of all cases. Cases missing information required for a specific analysis were excluded from that analysis. Descriptions of variables used in this analysis are provided in Appendix A.

SOURCE: U.S. Sentencing Commission, 2019 - 2023 Datafiles, USSCFY19 - USSCFY23.

Number of Sentenced Individuals Over Time



Race and Gender



Citizenship, Guilty Pleas, and Trials

