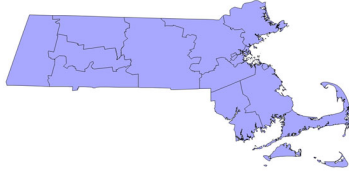


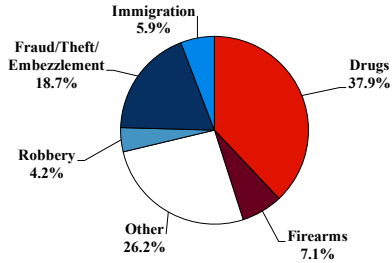
District at a Glance

District of Massachusetts

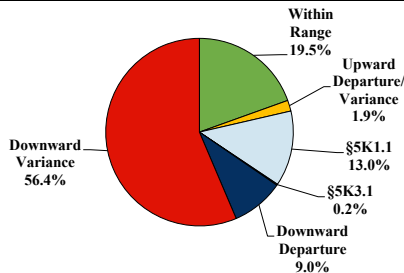
Fiscal Year 2023



Type of Crime



Sentence Imposed Relative to the Guideline Range



SENTENCING INFORMATION BY TYPE OF CRIME

	TOTAL	Immigration	Drug Trafficking	Firearms	Fraud/Theft /Embezzle	Robbery	Child Porn	Money Laundering	All Other
	477	28	181	34	89	20	21	28	76
Mean Sentence (months)	52	13	54	44	26	69	89	44	85
Median Sentence (months)	36	12	48	41	20	62	87	44	15

IMPRISONMENT

Total Receiving Imprisonment	447	27	179	33	79	20	21	26	62
Prison Only	403	25	158	33	71	17	21	26	52
Up to 12 Months	78	12	30	3	17	0	0	4	12
13 to 60 Months	199	13	75	19	48	9	5	13	17
61 to 120 Months	100	0	46	11	6	7	14	9	7
Over 120 Months	26	0	7	0	0	1	2	0	16
Prison and Alternatives	44	2	21	0	8	3	0	0	10

PROBATION

Total Receiving Probation	30	1	2	1	10	0	0	2	14
Probation Only	21	1	1	0	7	0	0	2	10
Probation and Alternatives	9	0	1	1	3	0	0	0	4

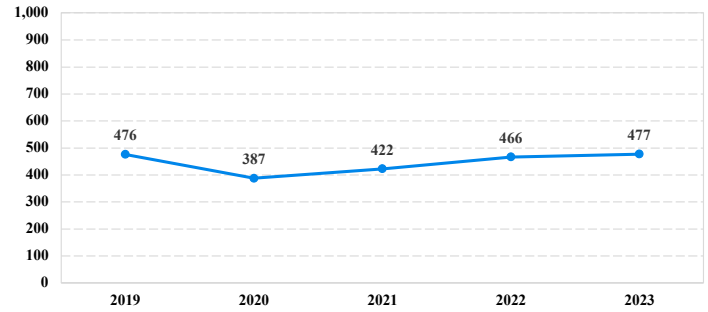
FINE ONLY

FINE ONLY	0	0	0	0	0	0	0	0	0
------------------	----------	----------	----------	----------	----------	----------	----------	----------	----------

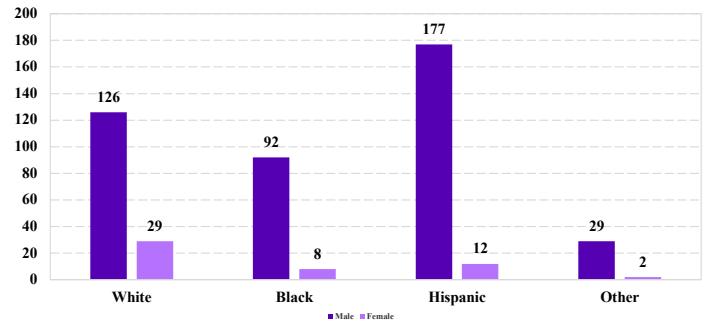
Cases with indeterminable sentence terms are excluded from the calculation of the Mean Sentence or Median Sentence category. Sentences greater than 470 months and probation were included in the sentence average computations as 470 months and zero months, respectively. Cases in the Total Receiving Imprisonment, Total Receiving Probation, and Fine Only categories total 100 percent of all cases. Cases missing information required for a specific analysis were excluded from that analysis. Descriptions of variables used in this analysis are provided in Appendix A.

SOURCE: U.S. Sentencing Commission, 2019 - 2023 Datafiles, USSCFY19 - USSCFY23.

Number of Sentenced Individuals Over Time



Race and Gender



Citizenship, Guilty Pleas, and Trials

