

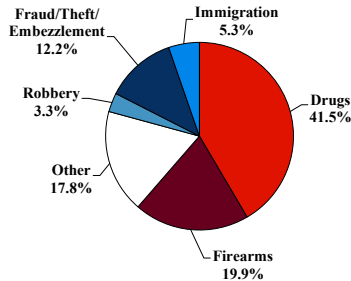
District at a Glance

Western District of Kentucky

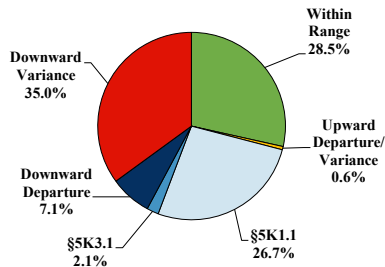
Fiscal Year 2023



Type of Crime



Sentence Imposed Relative to the Guideline Range



SENTENCING INFORMATION BY TYPE OF CRIME

	TOTAL	Immigration	Drug Trafficking	Firearms	Fraud/Theft /Embezzle	Robbery	Child Porn	Money Laundering	All Other
Total	337	18	137	67	41	11	8	5	50
Mean Sentence (months)	73	10	98	53	17	136	106	51	83
Median Sentence (months)	48	7	100	40	12	100	108	37	15

IMPRISONMENT

Total Receiving Imprisonment	298	18	135	59	29	11	8	5	33
Prison Only	294	18	134	58	27	11	8	5	33
Up to 12 Months	36	12	6	6	5	0	0	0	7
13 to 60 Months	113	6	35	33	21	3	1	3	11
61 to 120 Months	87	0	58	11	1	4	5	2	6
Over 120 Months	58	0	35	8	0	4	2	0	9
Prison and Alternatives	4	0	1	1	2	0	0	0	0

PROBATION

Total Receiving Probation	32	0	2	8	8	0	0	0	14
Probation Only	25	0	2	6	7	0	0	0	10
Probation and Alternatives	7	0	0	2	1	0	0	0	4

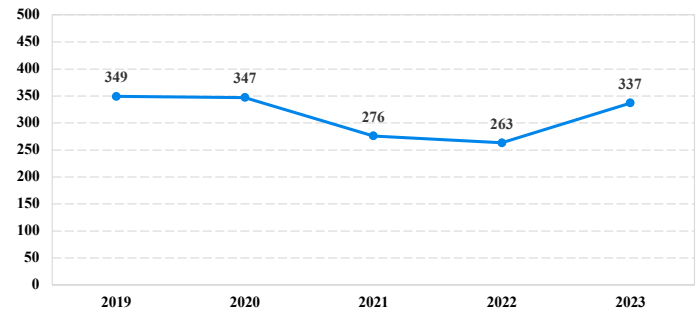
FINE ONLY

Total	7	0	0	0	4	0	0	0	3
--------------	----------	----------	----------	----------	----------	----------	----------	----------	----------

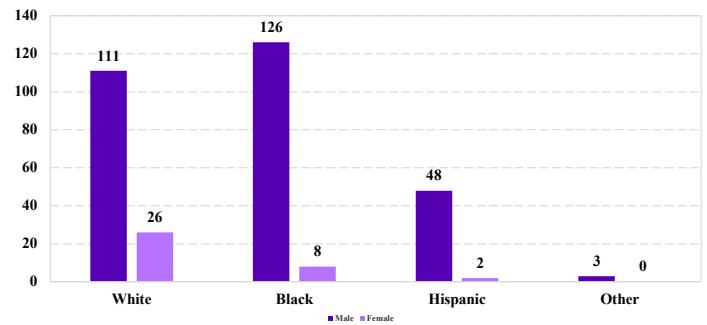
Cases with indeterminable sentence terms are excluded from the calculation of the Mean Sentence or Median Sentence category. Sentences greater than 470 months and probation were included in the sentence average computations as 470 months and zero months, respectively. Cases in the Total Receiving Imprisonment, Total Receiving Probation, and Fine Only categories total 100 percent of all cases. Cases missing information required for a specific analysis were excluded from that analysis. Descriptions of variables used in this analysis are provided in Appendix A.

SOURCE: U.S. Sentencing Commission, 2019 - 2023 Datafiles, USSCFY19 - USSCFY23.

Number of Sentenced Individuals Over Time



Race and Gender



Citizenship, Guilty Pleas, and Trials

