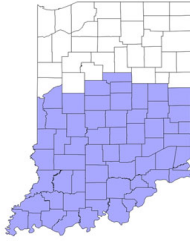


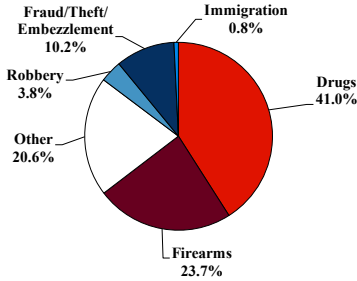
# District at a Glance

## Southern District of Indiana

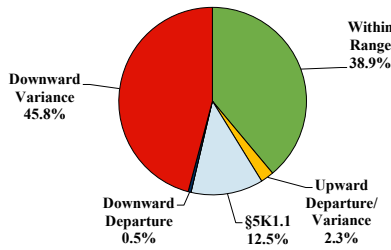
### Fiscal Year 2023



#### Type of Crime



#### Sentence Imposed Relative to the Guideline Range



#### SENTENCING INFORMATION BY TYPE OF CRIME

	TOTAL	Immigration	Drug Trafficking	Firearms	Fraud/Theft /Embezzle	Robbery	Child Porn	Money Laundering	All Other
<b>TOTAL</b>	<b>393</b>	<b>3</b>	<b>161</b>	<b>93</b>	<b>40</b>	<b>15</b>	<b>32</b>	<b>12</b>	<b>37</b>
Mean Sentence (months)	108	62	127	62	28	142	163	74	181
Median Sentence (months)	87	46	120	50	24	119	151	51	180

#### IMPRISONMENT

<b>Total Receiving Imprisonment</b>	<b>375</b>	<b>3</b>	<b>160</b>	<b>86</b>	<b>34</b>	<b>15</b>	<b>32</b>	<b>11</b>	<b>34</b>
Prison Only	372	3	158	86	33	15	32	11	34
Up to 12 Months	27	0	7	9	7	0	0	1	3
13 to 60 Months	116	2	29	42	21	3	4	4	11
61 to 120 Months	96	1	50	22	5	6	8	3	1
Over 120 Months	133	0	72	13	0	6	20	3	19
Prison and Alternatives	3	0	2	0	1	0	0	0	0

#### PROBATION

<b>Total Receiving Probation</b>	<b>17</b>	<b>0</b>	<b>1</b>	<b>7</b>	<b>6</b>	<b>0</b>	<b>0</b>	<b>1</b>	<b>2</b>
Probation Only	16	0	1	7	6	0	0	1	1
Probation and Alternatives	1	0	0	0	0	0	0	0	1

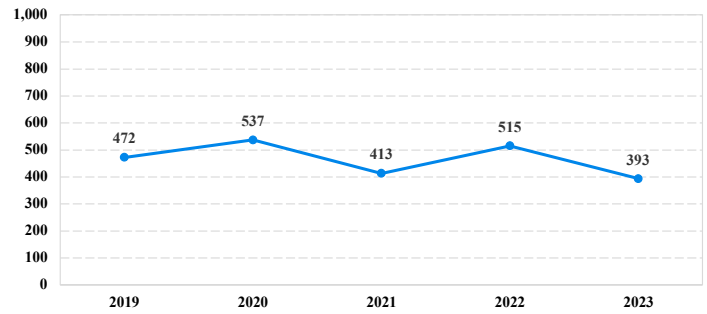
#### FINE ONLY

<b>FINE ONLY</b>	<b>1</b>	<b>0</b>	<b>0</b>	<b>0</b>	<b>0</b>	<b>0</b>	<b>0</b>	<b>0</b>	<b>1</b>
------------------	----------	----------	----------	----------	----------	----------	----------	----------	----------

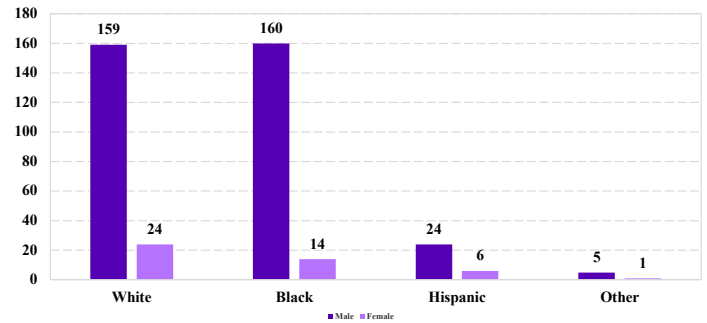
Cases with indeterminable sentence terms are excluded from the calculation of the Mean Sentence or Median Sentence category. Sentences greater than 470 months and probation were included in the sentence average computations as 470 months and zero months, respectively. Cases in the Total Receiving Imprisonment, Total Receiving Probation, and Fine Only categories total 100 percent of all cases. Cases missing information required for a specific analysis were excluded from that analysis. Descriptions of variables used in this analysis are provided in Appendix A.

SOURCE: U.S. Sentencing Commission, 2019 - 2023 Datafiles, USSCFY19 - USSCFY23.

#### Number of Sentenced Individuals Over Time



#### Race and Gender



#### Citizenship, Guilty Pleas, and Trials

