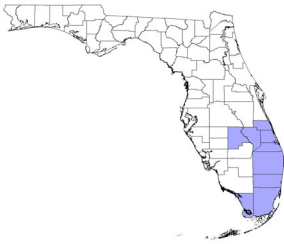


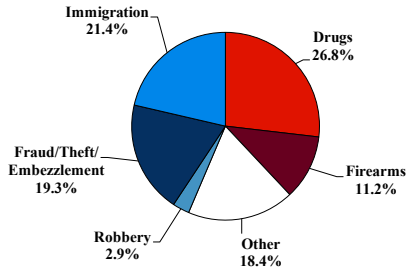
# District at a Glance

## Southern District of Florida

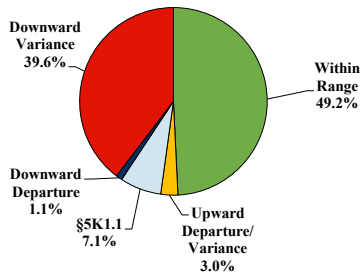
### Fiscal Year 2023



#### Type of Crime



#### Sentence Imposed Relative to the Guideline Range



#### SENTENCING INFORMATION BY TYPE OF CRIME

	TOTAL	Immigration	Drug Trafficking	Firearms	Fraud/Theft /Embezzle	Robbery	Child Porn	Money Laundering	All Other
<b>Total</b>	<b>1,552</b>	<b>332</b>	<b>415</b>	<b>174</b>	<b>299</b>	<b>45</b>	<b>49</b>	<b>70</b>	<b>168</b>
Mean Sentence (months)	55	10	80	61	28	116	128	51	93
Median Sentence (months)	32	6	70	48	24	106	108	29	24

#### IMPRISONMENT

	TOTAL	Immigration	Drug Trafficking	Firearms	Fraud/Theft /Embezzle	Robbery	Child Porn	Money Laundering	All Other
<b>Total Receiving Imprisonment</b>	<b>1,484</b>	<b>328</b>	<b>408</b>	<b>173</b>	<b>267</b>	<b>45</b>	<b>49</b>	<b>64</b>	<b>150</b>
Prison Only	1,421	327	398	166	242	44	48	57	139
Up to 12 Months	329	231	17	6	40	0	0	6	29
13 to 60 Months	635	93	150	101	178	10	10	37	56
61 to 120 Months	299	3	167	44	22	18	19	8	18
Over 120 Months	158	0	64	15	2	16	19	6	36
Prison and Alternatives	63	1	10	7	25	1	1	7	11

#### PROBATION

	TOTAL	Immigration	Drug Trafficking	Firearms	Fraud/Theft /Embezzle	Robbery	Child Porn	Money Laundering	All Other
<b>Total Receiving Probation</b>	<b>68</b>	<b>4</b>	<b>7</b>	<b>1</b>	<b>32</b>	<b>0</b>	<b>0</b>	<b>6</b>	<b>18</b>
Probation Only	39	2	4	1	19	0	0	2	11
Probation and Alternatives	29	2	3	0	13	0	0	4	7

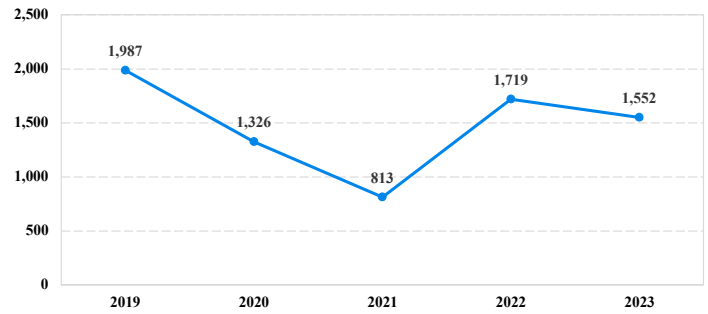
#### FINE ONLY

	TOTAL	Immigration	Drug Trafficking	Firearms	Fraud/Theft /Embezzle	Robbery	Child Porn	Money Laundering	All Other
<b>Total</b>	<b>0</b>	<b>0</b>	<b>0</b>	<b>0</b>	<b>0</b>	<b>0</b>	<b>0</b>	<b>0</b>	<b>0</b>

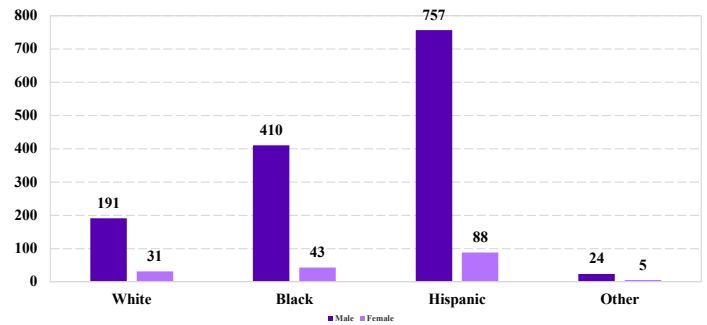
Cases with indeterminable sentence terms are excluded from the calculation of the Mean Sentence or Median Sentence category. Sentences greater than 470 months and probation were included in the sentence average computations as 470 months and zero months, respectively. Cases in the Total Receiving Imprisonment, Total Receiving Probation, and Fine Only categories total 100 percent of all cases. Cases missing information required for a specific analysis were excluded from that analysis. Descriptions of variables used in this analysis are provided in Appendix A.

SOURCE: U.S. Sentencing Commission, 2019 - 2023 Datafiles, USSCFY19 - USSCFY23.

#### Number of Sentenced Individuals Over Time



#### Race and Gender



#### Citizenship, Guilty Pleas, and Trials

