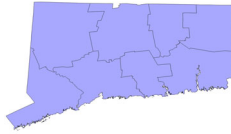


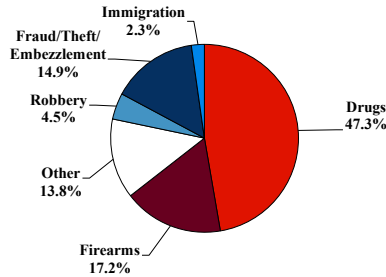
District at a Glance

District of Connecticut

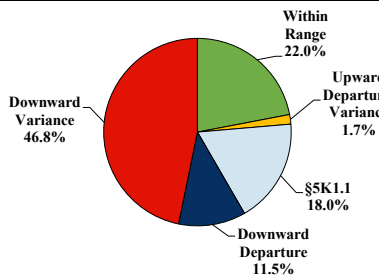
Fiscal Year 2023



Type of Crime



Sentence Imposed Relative to the Guideline Range



SENTENCING INFORMATION BY TYPE OF CRIME

	TOTAL	Immigration	Drug Trafficking	Firearms	Fraud/Theft /Embezzle	Robbery	Child Porn	Money Laundering	All Other
TOTAL	355	8	168	61	53	16	7	4	38
Mean Sentence (months)	52	12	48	45	21	105	138	42	99
Median Sentence (months)	36	8	38	46	12	96	121	18	17

IMPRISONMENT

Total Receiving Imprisonment	329	7	156	59	47	15	7	4	34
Prison Only	316	7	148	57	45	15	7	3	34
Up to 12 Months	74	5	32	10	18	0	0	1	8
13 to 60 Months	139	2	65	32	23	2	1	1	13
61 to 120 Months	74	0	41	15	4	11	1	0	2
Over 120 Months	29	0	10	0	0	2	5	1	11
Prison and Alternatives	13	0	8	2	2	0	0	1	0

PROBATION

Total Receiving Probation	25	1	12	2	6	1	0	0	3
Probation Only	21	1	9	2	5	1	0	0	3
Probation and Alternatives	4	0	3	0	1	0	0	0	0

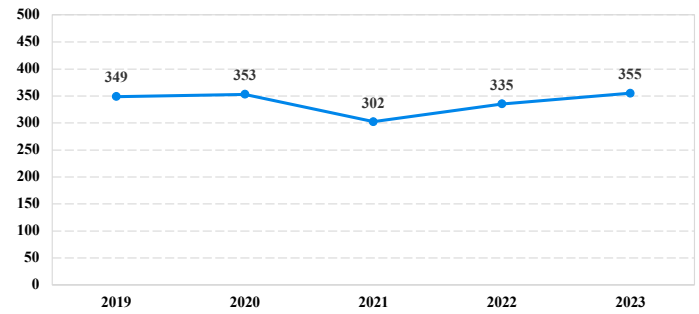
FINE ONLY

FINE ONLY	1	0	0	0	0	0	0	0	1
------------------	----------	----------	----------	----------	----------	----------	----------	----------	----------

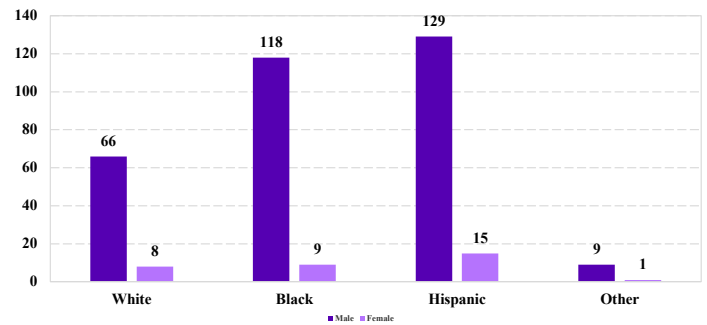
Cases with indeterminable sentence terms are excluded from the calculation of the Mean Sentence or Median Sentence category. Sentences greater than 470 months and probation were included in the sentence average computations as 470 months and zero months, respectively. Cases in the Total Receiving Imprisonment, Total Receiving Probation, and Fine Only categories total 100 percent of all cases. Cases missing information required for a specific analysis were excluded from that analysis. Descriptions of variables used in this analysis are provided in Appendix A.

SOURCE: U.S. Sentencing Commission, 2019 - 2023 Datafiles, USSCFY19 - USSCFY23.

Number of Sentenced Individuals Over Time



Race and Gender



Citizenship, Guilty Pleas, and Trials

