

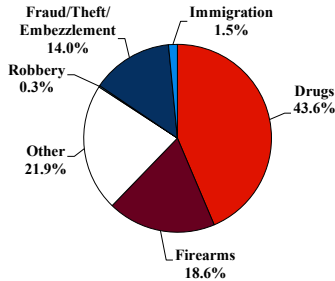
District at a Glance

Eastern District of California

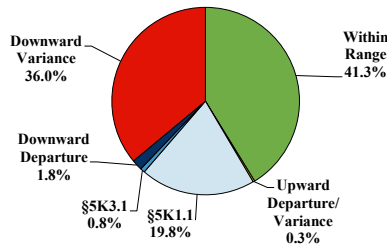
Fiscal Year 2023



Type of Crime



Sentence Imposed Relative to the Guideline Range



SENTENCING INFORMATION BY TYPE OF CRIME

	TOTAL	Immigration	Drug Trafficking	Firearms	Fraud/Theft /Embezzle	Robbery	Child Porn	Money Laundering	All Other
	392	6	171	73	55	1	13	10	63
Mean Sentence (months)	68	22	89	50	33	--	132	47	60
Median Sentence (months)	51	18	84	46	31	--	120	40	21

IMPRISONMENT

Total Receiving Imprisonment	368	6	166	71	47	1	13	9	55
Prison Only	352	6	158	70	45	1	13	9	50
Up to 12 Months	35	3	9	5	5	0	0	2	11
13 to 60 Months	151	3	48	42	28	0	1	3	26
61 to 120 Months	108	0	57	22	12	1	7	4	5
Over 120 Months	58	0	44	1	0	0	5	0	8
Prison and Alternatives	16	0	8	1	2	0	0	0	5

PROBATION

Total Receiving Probation	24	0	5	2	8	0	0	1	8
Probation Only	20	0	5	2	6	0	0	1	6
Probation and Alternatives	4	0	0	0	2	0	0	0	2

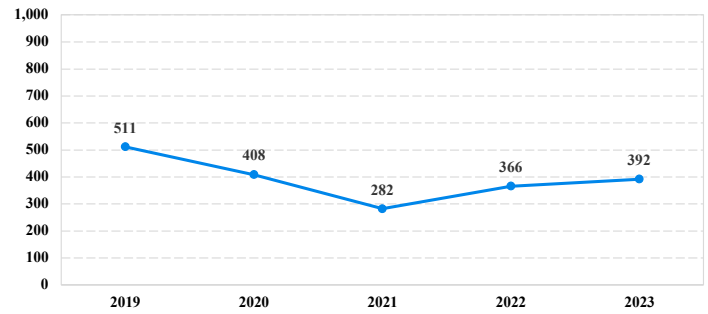
FINE ONLY

Total Receiving Fine Only	0	0	0	0	0	0	0	0	0
----------------------------------	----------	----------	----------	----------	----------	----------	----------	----------	----------

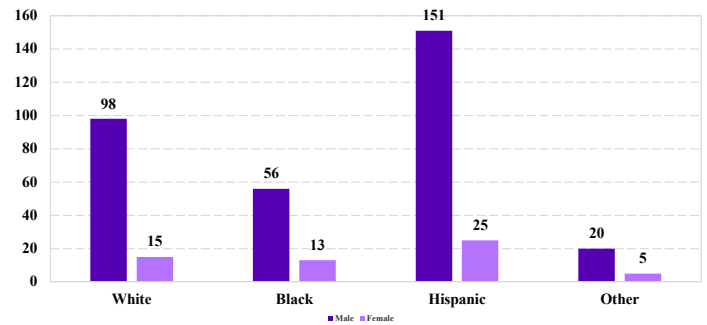
Cases with indeterminable sentence terms are excluded from the calculation of the Mean Sentence or Median Sentence category. Sentences greater than 470 months and probation were included in the sentence average computations as 470 months and zero months, respectively. Cases in the Total Receiving Imprisonment, Total Receiving Probation, and Fine Only categories total 100 percent of all cases. Cases missing information required for a specific analysis were excluded from that analysis. Descriptions of variables used in this analysis are provided in Appendix A.

SOURCE: U.S. Sentencing Commission, 2019 - 2023 Datafiles, USSCFY19 - USSCFY23.

Number of Sentenced Individuals Over Time



Race and Gender



Citizenship, Guilty Pleas, and Trials

