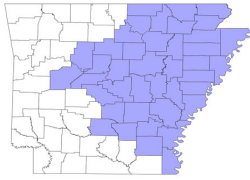


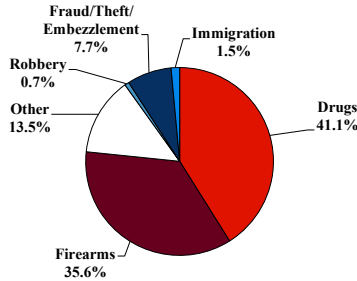
District at a Glance

Eastern District of Arkansas

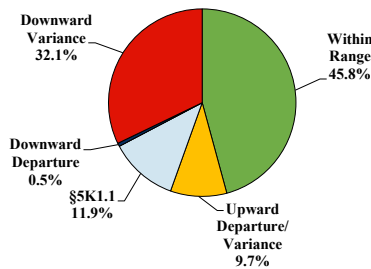
Fiscal Year 2023



Type of Crime



Sentence Imposed Relative to the Guideline Range



SENTENCING INFORMATION BY TYPE OF CRIME

	TOTAL	Immigration	Drug Trafficking	Firearms	Fraud/Theft /Embezzle	Robbery	Child Porn	Money Laundering	All Other
Total	548	8	225	195	42	4	15	0	59
Mean Sentence (months)	77	35	89	57	18	177	123	--	122
Median Sentence (months)	57	21	72	51	12	174	97	--	17

IMPRISONMENT

Total Receiving Imprisonment	483	7	201	185	28	4	15	0	43
Prison Only	479	7	200	184	27	4	15	0	42
Up to 12 Months	31	2	10	8	5	0	0	0	6
13 to 60 Months	221	4	66	114	20	1	3	0	13
61 to 120 Months	134	0	69	55	2	0	6	0	2
Over 120 Months	93	1	55	7	0	3	6	0	21
Prison and Alternatives	4	0	1	1	1	0	0	0	1

PROBATION

Total Receiving Probation	65	1	24	10	14	0	0	0	16
Probation Only	60	1	24	10	11	0	0	0	14
Probation and Alternatives	5	0	0	0	3	0	0	0	2

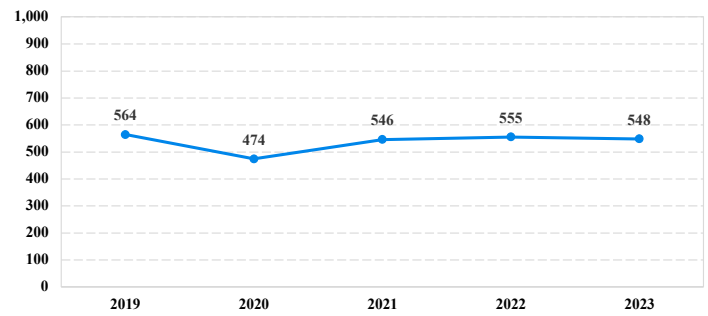
FINE ONLY

Total	0	0	0	0	0	0	0	0	0
--------------	----------	----------	----------	----------	----------	----------	----------	----------	----------

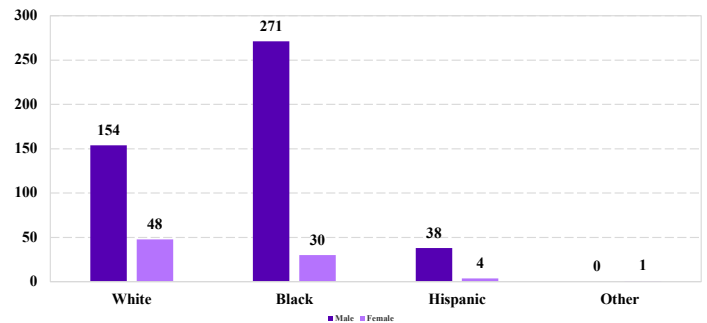
Cases with indeterminable sentence terms are excluded from the calculation of the Mean Sentence or Median Sentence category. Sentences greater than 470 months and probation were included in the sentence average computations as 470 months and zero months, respectively. Cases in the Total Receiving Imprisonment, Total Receiving Probation, and Fine Only categories total 100 percent of all cases. Cases missing information required for a specific analysis were excluded from that analysis. Descriptions of variables used in this analysis are provided in Appendix A.

SOURCE: U.S. Sentencing Commission, 2019 - 2023 Datafiles, USSCFY19 - USSCFY23.

Number of Sentenced Individuals Over Time



Race and Gender



Citizenship, Guilty Pleas, and Trials

