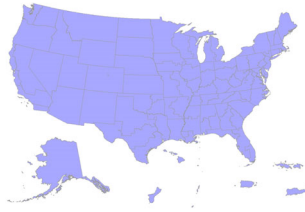


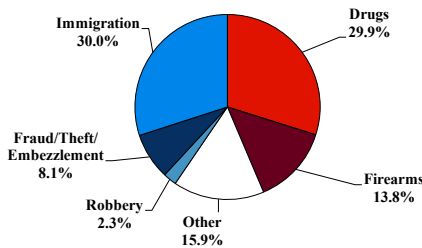
# District at a Glance

## National

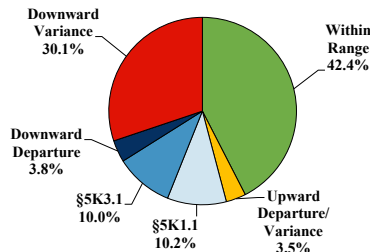
### Fiscal Year 2023



#### Type of Crime



#### Sentence Imposed Relative to the Guideline Range



#### SENTENCING INFORMATION BY TYPE OF CRIME

	TOTAL	Immigration	Drug Trafficking	Firearms	Fraud/Theft /Embezzle	Robbery	Child Porn	Money Laundering	All Other
	64,124	19,226	19,007	8,832	5,205	1,503	1,408	1,312	7,631
Mean Sentence (months)	52	12	82	49	22	110	115	63	81
Median Sentence (months)	24	8	63	40	12	96	97	36	24

#### IMPRISONMENT

	TOTAL	Immigration	Drug Trafficking	Firearms	Fraud/Theft /Embezzle	Robbery	Child Porn	Money Laundering	All Other
<b>Total Receiving Imprisonment</b>	<b>59,268</b>	<b>18,452</b>	<b>18,475</b>	<b>8,257</b>	<b>3,857</b>	<b>1,491</b>	<b>1,395</b>	<b>1,172</b>	<b>6,169</b>
Prison Only	57,579	18,108	17,862	8,078	3,656	1,450	1,381	1,122	5,922
Up to 12 Months	15,344	10,831	1,253	604	1,086	28	31	159	1,352
13 to 60 Months	24,990	7,125	7,118	5,088	2,184	383	324	537	2,231
61 to 120 Months	10,140	138	5,572	2,032	314	533	576	228	747
Over 120 Months	7,104	13	3,919	354	72	506	450	198	1,592
Prison and Alternatives	1,689	344	613	179	201	41	14	50	247

#### PROBATION

	TOTAL	Immigration	Drug Trafficking	Firearms	Fraud/Theft /Embezzle	Robbery	Child Porn	Money Laundering	All Other
<b>Total Receiving Probation</b>	<b>4,563</b>	<b>774</b>	<b>530</b>	<b>567</b>	<b>1,305</b>	<b>12</b>	<b>13</b>	<b>138</b>	<b>1,224</b>
Probation Only	3,808	681	417	458	1,076	12	13	101	1,050
Probation and Alternatives	755	93	113	109	229	0	0	37	174

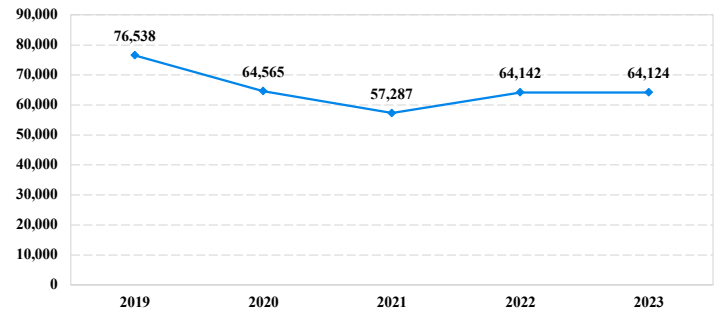
#### FINE ONLY

	TOTAL	Immigration	Drug Trafficking	Firearms	Fraud/Theft /Embezzle	Robbery	Child Porn	Money Laundering	All Other
	293	0	2	8	43	0	0	2	238

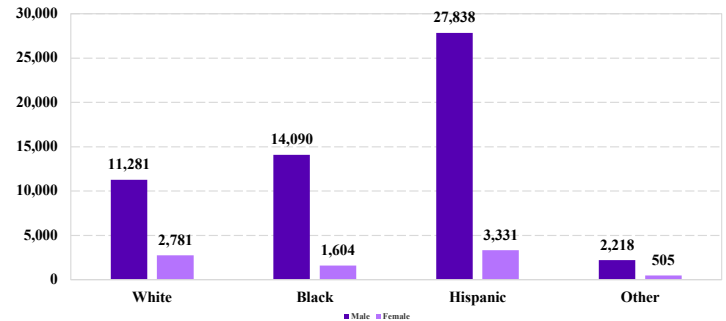
Cases with indeterminable sentence terms are excluded from the calculation of the Mean Sentence or Median Sentence category. Sentences greater than 470 months and probation were included in the sentence average computations as 470 months and zero months, respectively. Cases in the Total Receiving Imprisonment, Total Receiving Probation, and Fine Only categories total 100 percent of all cases. Cases missing information required for a specific analysis were excluded from that analysis. Descriptions of variables used in this analysis are provided in Appendix A.

SOURCE: U.S. Sentencing Commission, 2019 - 2023 Datafiles, USSCFY19 - USSCFY23.

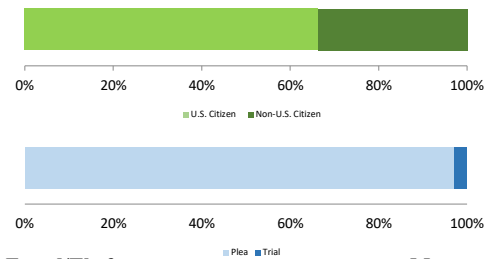
#### Number of Sentenced Individuals Over Time



#### Race and Gender



#### Citizenship, Guilty Pleas, and Trials



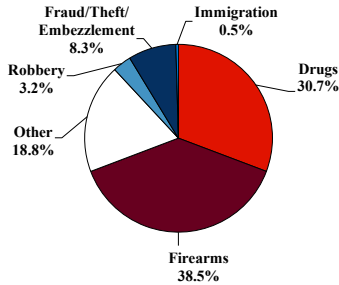
# District at a Glance

## Middle District of Alabama

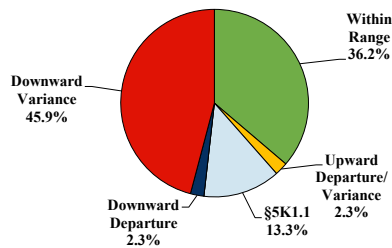
### Fiscal Year 2023



#### Type of Crime



#### Sentence Imposed Relative to the Guideline Range



#### SENTENCING INFORMATION BY TYPE OF CRIME

	TOTAL	Immigration	Drug Trafficking	Firearms	Fraud/Theft /Embezzle	Robbery	Child Porn	Money Laundering	All Other
<b>Total</b>	<b>218</b>	<b>1</b>	<b>66</b>	<b>84</b>	<b>18</b>	<b>7</b>	<b>3</b>	<b>1</b>	<b>38</b>
Mean Sentence (months)	73	--	106	49	37	167	64	--	64
Median Sentence (months)	51	--	97	41	36	108	72	--	17

#### IMPRISONMENT

	TOTAL	Immigration	Drug Trafficking	Firearms	Fraud/Theft /Embezzle	Robbery	Child Porn	Money Laundering	All Other
<b>Total Receiving Imprisonment</b>	<b>196</b>	<b>1</b>	<b>64</b>	<b>78</b>	<b>17</b>	<b>7</b>	<b>3</b>	<b>1</b>	<b>25</b>
Prison Only	192	1	64	77	15	7	3	1	24
Up to 12 Months	12	1	1	5	1	0	1	0	3
13 to 60 Months	86	0	10	51	11	2	0	0	12
61 to 120 Months	61	0	34	18	3	2	2	0	2
Over 120 Months	33	0	19	3	0	3	0	1	7
Prison and Alternatives	4	0	0	1	2	0	0	0	1

#### PROBATION

	TOTAL	Immigration	Drug Trafficking	Firearms	Fraud/Theft /Embezzle	Robbery	Child Porn	Money Laundering	All Other
<b>Total Receiving Probation</b>	<b>21</b>	<b>0</b>	<b>2</b>	<b>6</b>	<b>0</b>	<b>0</b>	<b>0</b>	<b>0</b>	<b>13</b>
Probation Only	15	0	2	3	0	0	0	0	10
Probation and Alternatives	6	0	0	3	0	0	0	0	3

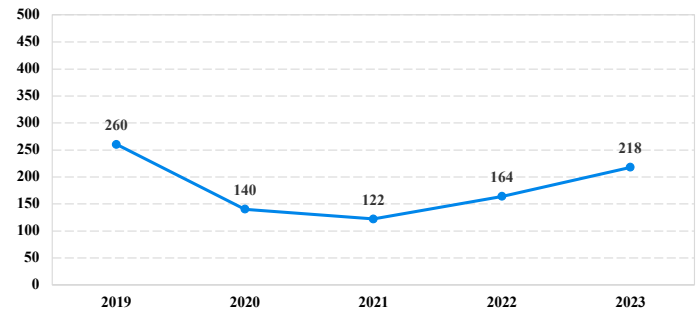
#### FINE ONLY

	TOTAL	Immigration	Drug Trafficking	Firearms	Fraud/Theft /Embezzle	Robbery	Child Porn	Money Laundering	All Other
<b>Total</b>	<b>1</b>	<b>0</b>	<b>0</b>	<b>0</b>	<b>1</b>	<b>0</b>	<b>0</b>	<b>0</b>	<b>0</b>

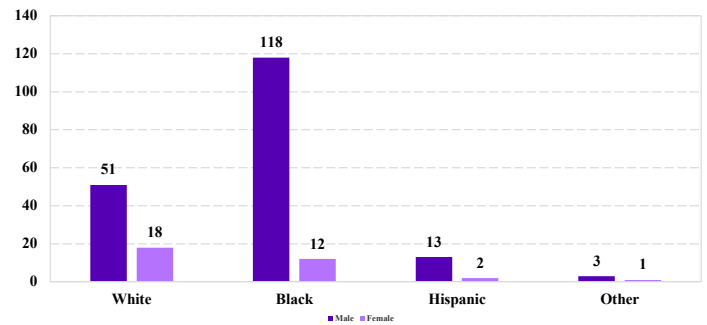
Cases with indeterminable sentence terms are excluded from the calculation of the Mean Sentence or Median Sentence category. Sentences greater than 470 months and probation were included in the sentence average computations as 470 months and zero months, respectively. Cases in the Total Receiving Imprisonment, Total Receiving Probation, and Fine Only categories total 100 percent of all cases. Cases missing information required for a specific analysis were excluded from that analysis. Descriptions of variables used in this analysis are provided in Appendix A.

SOURCE: U.S. Sentencing Commission, 2019 - 2023 Datafiles, USSCFY19 - USSCFY23.

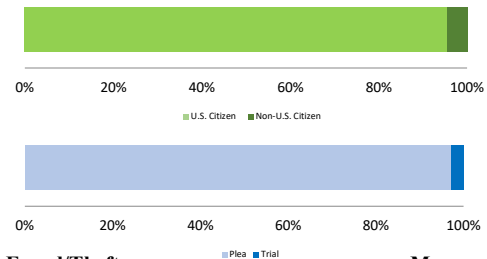
#### Number of Sentenced Individuals Over Time



#### Race and Gender



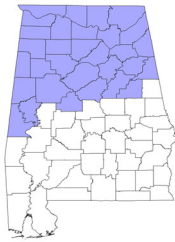
#### Citizenship, Guilty Pleas, and Trials



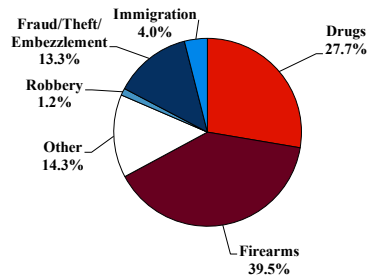
# District at a Glance

## Northern District of Alabama

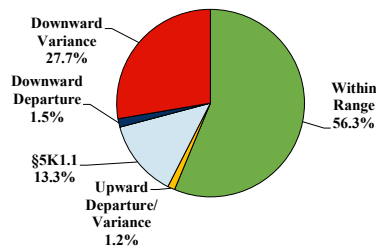
### Fiscal Year 2023



#### Type of Crime



#### Sentence Imposed Relative to the Guideline Range



#### SENTENCING INFORMATION BY TYPE OF CRIME

	TOTAL	Immigration	Drug Trafficking	Firearms	Fraud/Theft /Embezzle	Robbery	Child Porn	Money Laundering	All Other
<b>Total</b>	<b>405</b>	<b>16</b>	<b>111</b>	<b>160</b>	<b>54</b>	<b>5</b>	<b>8</b>	<b>4</b>	<b>47</b>
Mean Sentence (months)	63	13	111	42	20	208	190	12	55
Median Sentence (months)	37	12	84	30	10	183	153	12	0

#### IMPRISONMENT

<b>Total Receiving Imprisonment</b>	<b>332</b>	<b>16</b>	<b>109</b>	<b>139</b>	<b>37</b>	<b>5</b>	<b>8</b>	<b>3</b>	<b>15</b>
Prison Only	320	16	106	134	34	4	8	3	15
Up to 12 Months	39	7	2	16	12	0	0	1	1
13 to 60 Months	147	9	30	81	19	0	1	2	5
61 to 120 Months	81	0	41	34	2	0	2	0	2
Over 120 Months	53	0	33	3	1	4	5	0	7
Prison and Alternatives	12	0	3	5	3	1	0	0	0

#### PROBATION

<b>Total Receiving Probation</b>	<b>52</b>	<b>0</b>	<b>2</b>	<b>20</b>	<b>16</b>	<b>0</b>	<b>0</b>	<b>1</b>	<b>13</b>
Probation Only	39	0	1	14	11	0	0	1	12
Probation and Alternatives	13	0	1	6	5	0	0	0	1

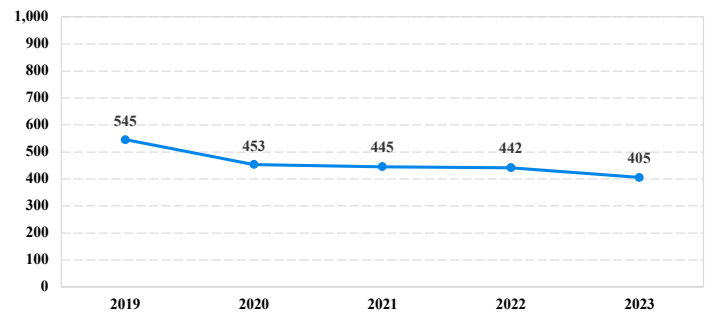
#### FINE ONLY

<b>Total</b>	<b>21</b>	<b>0</b>	<b>0</b>	<b>1</b>	<b>1</b>	<b>0</b>	<b>0</b>	<b>0</b>	<b>19</b>
--------------	-----------	----------	----------	----------	----------	----------	----------	----------	-----------

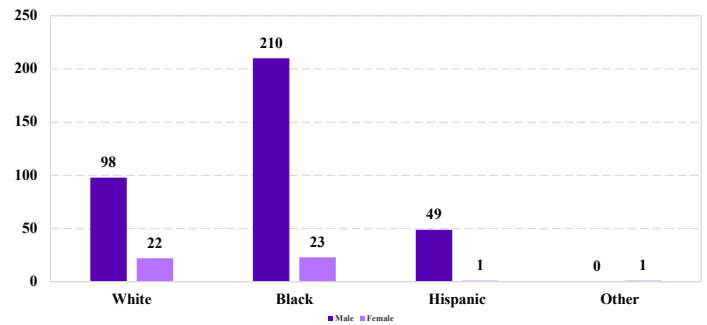
Cases with indeterminable sentence terms are excluded from the calculation of the Mean Sentence or Median Sentence category. Sentences greater than 470 months and probation were included in the sentence average computations as 470 months and zero months, respectively. Cases in the Total Receiving Imprisonment, Total Receiving Probation, and Fine Only categories total 100 percent of all cases. Cases missing information required for a specific analysis were excluded from that analysis. Descriptions of variables used in this analysis are provided in Appendix A.

SOURCE: U.S. Sentencing Commission, 2019 - 2023 Datafiles, USSCFY19 - USSCFY23.

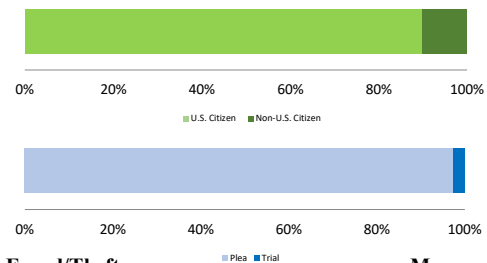
#### Number of Sentenced Individuals Over Time



#### Race and Gender



#### Citizenship, Guilty Pleas, and Trials



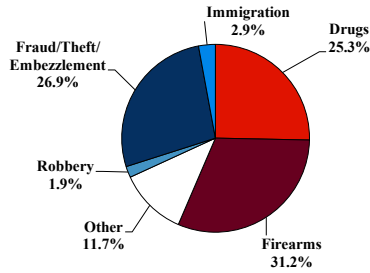
# District at a Glance

## Southern District of Alabama

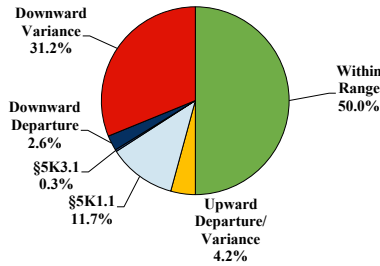
### Fiscal Year 2023



#### Type of Crime



#### Sentence Imposed Relative to the Guideline Range



#### SENTENCING INFORMATION BY TYPE OF CRIME

	TOTAL	Immigration	Drug Trafficking	Firearms	Fraud/Theft /Embezzle	Robbery	Child Porn	Money Laundering	All Other
<b>Total</b>	<b>308</b>	<b>9</b>	<b>78</b>	<b>96</b>	<b>83</b>	<b>6</b>	<b>3</b>	<b>9</b>	<b>24</b>
Mean Sentence (months)	54	8	93	42	19	142	133	56	75
Median Sentence (months)	36	0	69	36	8	132	151	37	48

#### IMPRISONMENT

<b>Total Receiving Imprisonment</b>	<b>287</b>	<b>5</b>	<b>76</b>	<b>93</b>	<b>73</b>	<b>6</b>	<b>3</b>	<b>9</b>	<b>22</b>
Prison Only	268	5	74	88	61	6	3	9	22
Up to 12 Months	55	2	5	10	32	0	0	1	5
13 to 60 Months	123	3	28	56	23	0	0	6	7
61 to 120 Months	59	0	23	21	5	3	1	1	5
Over 120 Months	31	0	18	1	1	3	2	1	5
Prison and Alternatives	19	0	2	5	12	0	0	0	0

#### PROBATION

<b>Total Receiving Probation</b>	<b>21</b>	<b>4</b>	<b>2</b>	<b>3</b>	<b>10</b>	<b>0</b>	<b>0</b>	<b>0</b>	<b>2</b>
Probation Only	21	4	2	3	10	0	0	0	2
Probation and Alternatives	0	0	0	0	0	0	0	0	0

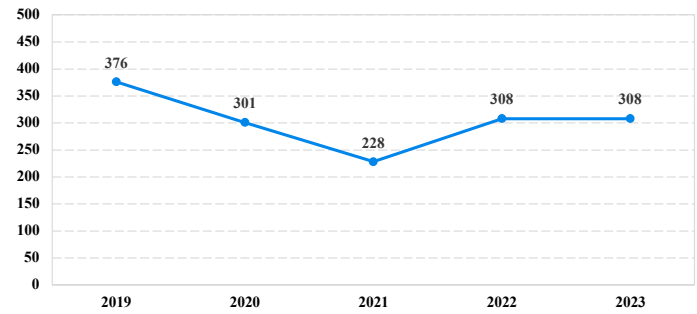
#### FINE ONLY

<b>Total</b>	<b>0</b>	<b>0</b>	<b>0</b>	<b>0</b>	<b>0</b>	<b>0</b>	<b>0</b>	<b>0</b>	<b>0</b>
--------------	----------	----------	----------	----------	----------	----------	----------	----------	----------

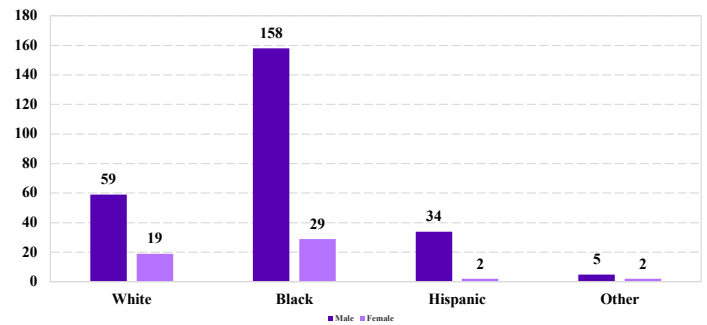
Cases with indeterminable sentence terms are excluded from the calculation of the Mean Sentence or Median Sentence category. Sentences greater than 470 months and probation were included in the sentence average computations as 470 months and zero months, respectively. Cases in the Total Receiving Imprisonment, Total Receiving Probation, and Fine Only categories total 100 percent of all cases. Cases missing information required for a specific analysis were excluded from that analysis. Descriptions of variables used in this analysis are provided in Appendix A.

SOURCE: U.S. Sentencing Commission, 2019 - 2023 Datafiles, USSCFY19 - USSCFY23.

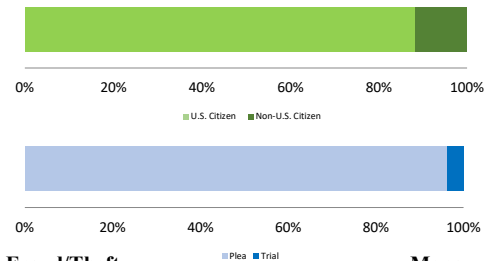
#### Number of Sentenced Individuals Over Time



#### Race and Gender



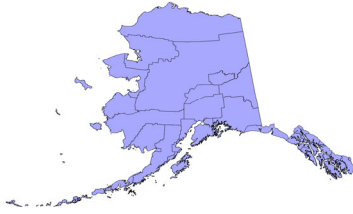
#### Citizenship, Guilty Pleas, and Trials



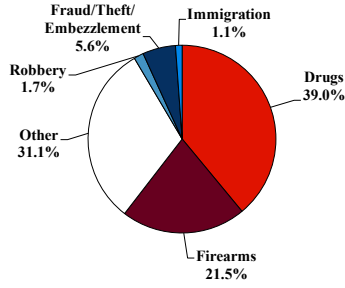
# District at a Glance

## District of Alaska

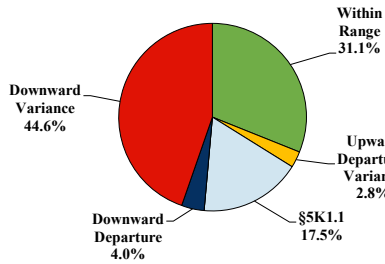
### Fiscal Year 2023



#### Type of Crime



#### Sentence Imposed Relative to the Guideline Range



#### SENTENCING INFORMATION BY TYPE OF CRIME

	TOTAL	Immigration	Drug Trafficking	Firearms	Fraud/Theft /Embezzle	Robbery	Child Porn	Money Laundering	All Other
	177	2	69	38	10	3	3	13	39
Mean Sentence (months)	77	--	77	37	14	51	70	77	141
Median Sentence (months)	44	--	60	29	0	60	78	66	36

#### IMPRISONMENT

<b>Total Receiving Imprisonment</b>	<b>157</b>	<b>0</b>	<b>67</b>	<b>36</b>	<b>7</b>	<b>3</b>	<b>3</b>	<b>12</b>	<b>29</b>
Prison Only	146	0	61	34	7	3	3	10	28
Up to 12 Months	14	0	3	3	4	0	0	0	4
13 to 60 Months	72	0	27	26	2	3	1	3	10
61 to 120 Months	36	0	23	5	1	0	2	5	0
Over 120 Months	24	0	8	0	0	0	0	2	14
Prison and Alternatives	11	0	6	2	0	0	0	2	1

#### PROBATION

<b>Total Receiving Probation</b>	<b>19</b>	<b>2</b>	<b>2</b>	<b>2</b>	<b>3</b>	<b>0</b>	<b>0</b>	<b>1</b>	<b>9</b>
Probation Only	18	2	2	1	3	0	0	1	9
Probation and Alternatives	1	0	0	1	0	0	0	0	0

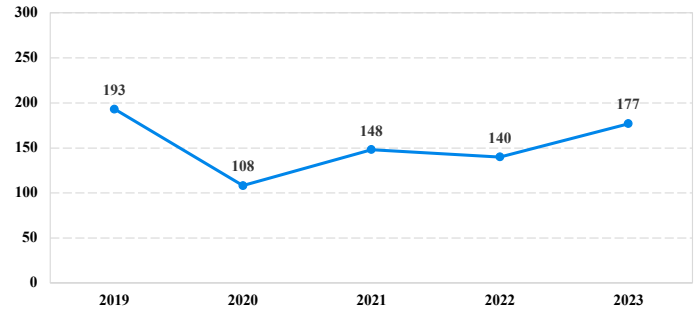
#### FINE ONLY

<b>FINE ONLY</b>	<b>1</b>	<b>0</b>	<b>0</b>	<b>0</b>	<b>0</b>	<b>0</b>	<b>0</b>	<b>0</b>	<b>1</b>
------------------	----------	----------	----------	----------	----------	----------	----------	----------	----------

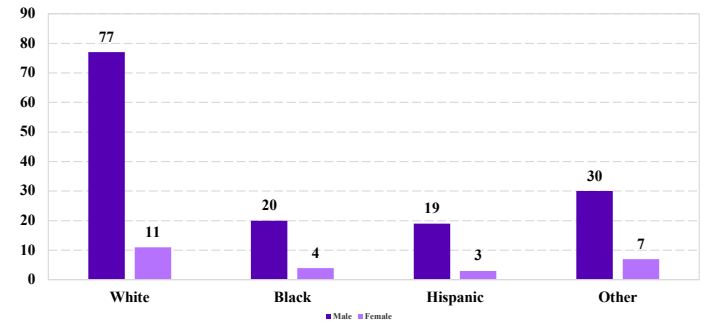
Cases with indeterminable sentence terms are excluded from the calculation of the Mean Sentence or Median Sentence category. Sentences greater than 470 months and probation were included in the sentence average computations as 470 months and zero months, respectively. Cases in the Total Receiving Imprisonment, Total Receiving Probation, and Fine Only categories total 100 percent of all cases. Cases missing information required for a specific analysis were excluded from that analysis. Descriptions of variables used in this analysis are provided in Appendix A.

SOURCE: U.S. Sentencing Commission, 2019 - 2023 Datafiles, USSCFY19 - USSCFY23.

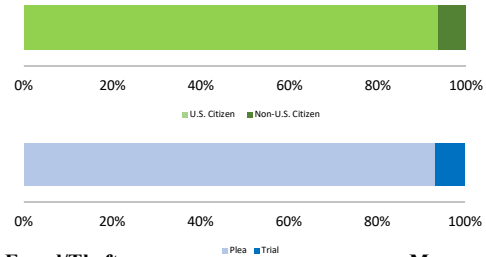
#### Number of Sentenced Individuals Over Time



#### Race and Gender



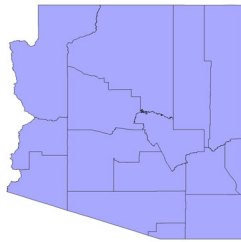
#### Citizenship, Guilty Pleas, and Trials



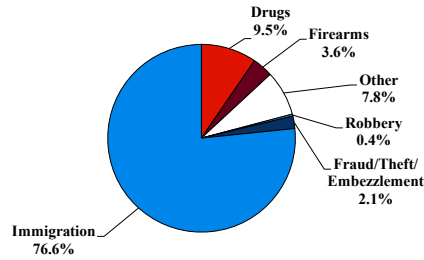
# District at a Glance

## District of Arizona

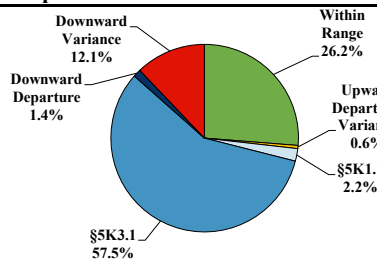
### Fiscal Year 2023



#### Type of Crime



#### Sentence Imposed Relative to the Guideline Range



#### SENTENCING INFORMATION BY TYPE OF CRIME

	TOTAL	Immigration	Drug Trafficking	Firearms	Fraud/Theft /Embezzle	Robbery	Child Porn	Money Laundering	All Other
<b>Total</b>	<b>4,812</b>	<b>3,688</b>	<b>448</b>	<b>172</b>	<b>103</b>	<b>17</b>	<b>13</b>	<b>40</b>	<b>331</b>
Mean Sentence (months)	15	10	30	15	15	65	79	21	51
Median Sentence (months)	8	6	21	12	1	66	72	0	18

#### IMPRISONMENT

	TOTAL	Immigration	Drug Trafficking	Firearms	Fraud/Theft /Embezzle	Robbery	Child Porn	Money Laundering	All Other
<b>Total Receiving Imprisonment</b>	<b>4,334</b>	<b>3,402</b>	<b>435</b>	<b>108</b>	<b>57</b>	<b>17</b>	<b>13</b>	<b>21</b>	<b>281</b>
Prison Only	4,207	3,365	369	103	56	14	11	21	268
Up to 12 Months	2,405	2,216	63	22	22	1	1	8	72
13 to 60 Months	1,656	1,138	259	78	30	5	4	7	135
61 to 120 Months	95	10	40	3	3	7	6	4	22
Over 120 Months	51	1	7	0	1	1	0	2	39
Prison and Alternatives	127	37	66	5	1	3	2	0	13

#### PROBATION

	TOTAL	Immigration	Drug Trafficking	Firearms	Fraud/Theft /Embezzle	Robbery	Child Porn	Money Laundering	All Other
<b>Total Receiving Probation</b>	<b>476</b>	<b>286</b>	<b>13</b>	<b>64</b>	<b>45</b>	<b>0</b>	<b>0</b>	<b>18</b>	<b>50</b>
Probation Only	461	276	12	62	44	0	0	18	49
Probation and Alternatives	15	10	1	2	1	0	0	0	1

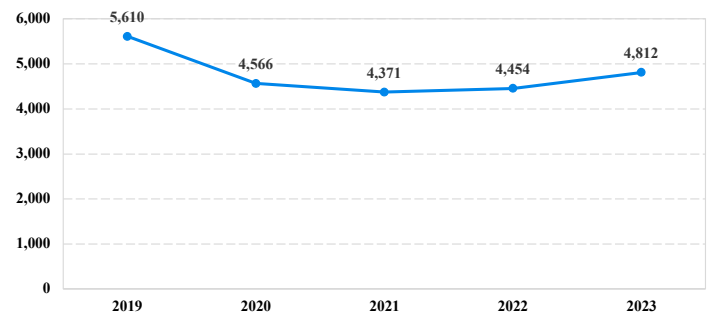
#### FINE ONLY

	TOTAL	Immigration	Drug Trafficking	Firearms	Fraud/Theft /Embezzle	Robbery	Child Porn	Money Laundering	All Other
<b>Total</b>	<b>2</b>	<b>0</b>	<b>0</b>	<b>0</b>	<b>1</b>	<b>0</b>	<b>0</b>	<b>1</b>	<b>0</b>

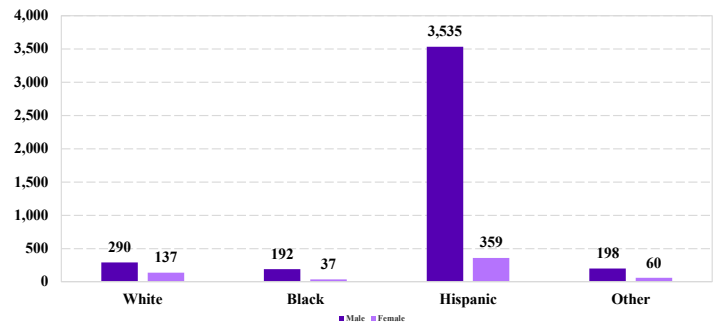
Cases with indeterminable sentence terms are excluded from the calculation of the Mean Sentence or Median Sentence category. Sentences greater than 470 months and probation were included in the sentence average computations as 470 months and zero months, respectively. Cases in the Total Receiving Imprisonment, Total Receiving Probation, and Fine Only categories total 100 percent of all cases. Cases missing information required for a specific analysis were excluded from that analysis. Descriptions of variables used in this analysis are provided in Appendix A.

SOURCE: U.S. Sentencing Commission, 2019 - 2023 Datafiles, USSCFY19 - USSCFY23.

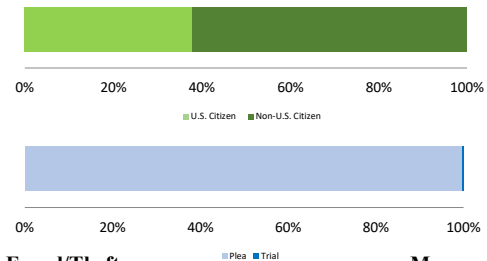
#### Number of Sentenced Individuals Over Time



#### Race and Gender



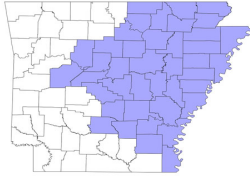
#### Citizenship, Guilty Pleas, and Trials



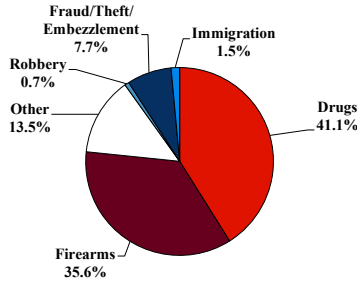
# District at a Glance

## Eastern District of Arkansas

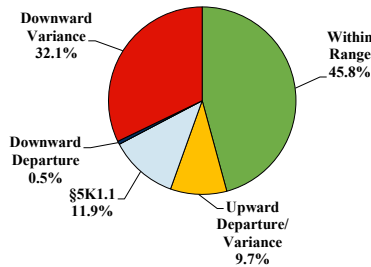
### Fiscal Year 2023



#### Type of Crime



#### Sentence Imposed Relative to the Guideline Range



#### SENTENCING INFORMATION BY TYPE OF CRIME

	TOTAL	Immigration	Drug Trafficking	Firearms	Fraud/Theft /Embezzle	Robbery	Child Porn	Money Laundering	All Other
<b>Total</b>	<b>548</b>	<b>8</b>	<b>225</b>	<b>195</b>	<b>42</b>	<b>4</b>	<b>15</b>	<b>0</b>	<b>59</b>
Mean Sentence (months)	77	35	89	57	18	177	123	--	122
Median Sentence (months)	57	21	72	51	12	174	97	--	17

#### IMPRISONMENT

<b>Total Receiving Imprisonment</b>	<b>483</b>	<b>7</b>	<b>201</b>	<b>185</b>	<b>28</b>	<b>4</b>	<b>15</b>	<b>0</b>	<b>43</b>
Prison Only	479	7	200	184	27	4	15	0	42
Up to 12 Months	31	2	10	8	5	0	0	0	6
13 to 60 Months	221	4	66	114	20	1	3	0	13
61 to 120 Months	134	0	69	55	2	0	6	0	2
Over 120 Months	93	1	55	7	0	3	6	0	21
Prison and Alternatives	4	0	1	1	1	0	0	0	1

#### PROBATION

<b>Total Receiving Probation</b>	<b>65</b>	<b>1</b>	<b>24</b>	<b>10</b>	<b>14</b>	<b>0</b>	<b>0</b>	<b>0</b>	<b>16</b>
Probation Only	60	1	24	10	11	0	0	0	14
Probation and Alternatives	5	0	0	0	3	0	0	0	2

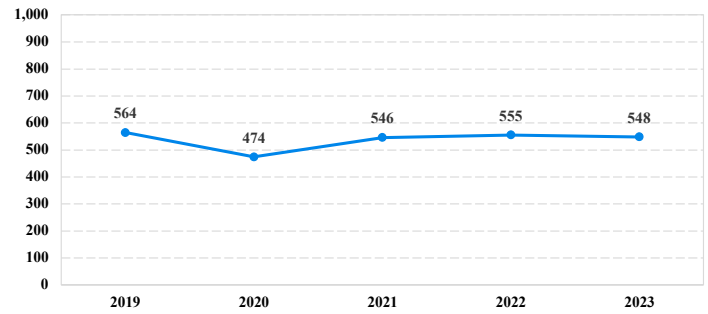
#### FINE ONLY

<b>FINE ONLY</b>	<b>0</b>	<b>0</b>	<b>0</b>	<b>0</b>	<b>0</b>	<b>0</b>	<b>0</b>	<b>0</b>	<b>0</b>
------------------	----------	----------	----------	----------	----------	----------	----------	----------	----------

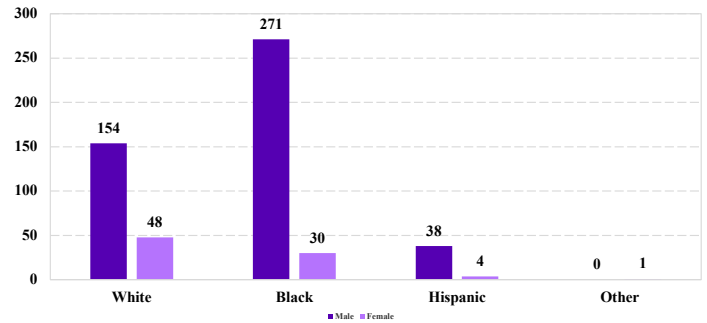
Cases with indeterminable sentence terms are excluded from the calculation of the Mean Sentence or Median Sentence category. Sentences greater than 470 months and probation were included in the sentence average computations as 470 months and zero months, respectively. Cases in the Total Receiving Imprisonment, Total Receiving Probation, and Fine Only categories total 100 percent of all cases. Cases missing information required for a specific analysis were excluded from that analysis. Descriptions of variables used in this analysis are provided in Appendix A.

SOURCE: U.S. Sentencing Commission, 2019 - 2023 Datafiles, USSCFY19 - USSCFY23.

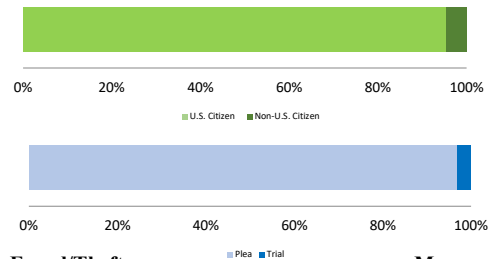
#### Number of Sentenced Individuals Over Time



#### Race and Gender



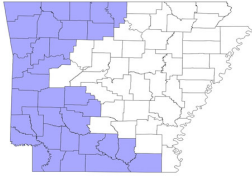
#### Citizenship, Guilty Pleas, and Trials



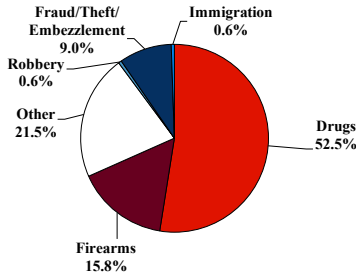
# District at a Glance

## Western District of Arkansas

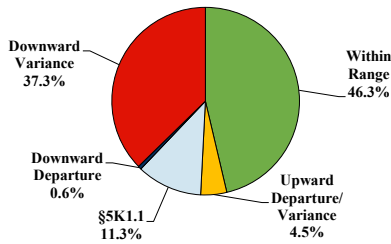
### Fiscal Year 2023



#### Type of Crime



#### Sentence Imposed Relative to the Guideline Range



#### SENTENCING INFORMATION BY TYPE OF CRIME

	TOTAL	Immigration	Drug Trafficking	Firearms	Fraud/Theft /Embezzle	Robbery	Child Porn	Money Laundering	All Other
	177	1	92	28	16	1	12	6	21
Mean Sentence (months)	104	--	125	67	18	--	120	211	87
Median Sentence (months)	87	--	120	59	7	--	89	235	21

#### IMPRISONMENT

<b>Total Receiving Imprisonment</b>	<b>164</b>	<b>1</b>	<b>92</b>	<b>28</b>	<b>9</b>	<b>1</b>	<b>12</b>	<b>6</b>	<b>15</b>
Prison Only	162	1	91	28	9	1	12	6	14
Up to 12 Months	6	1	0	0	4	0	0	0	1
13 to 60 Months	47	0	16	16	4	0	3	0	8
61 to 120 Months	50	0	32	10	1	0	5	1	1
Over 120 Months	59	0	43	2	0	1	4	5	4
Prison and Alternatives	2	0	1	0	0	0	0	0	1

#### PROBATION

<b>Total Receiving Probation</b>	<b>12</b>	<b>0</b>	<b>0</b>	<b>0</b>	<b>6</b>	<b>0</b>	<b>0</b>	<b>0</b>	<b>6</b>
Probation Only	5	0	0	0	2	0	0	0	3
Probation and Alternatives	7	0	0	0	4	0	0	0	3

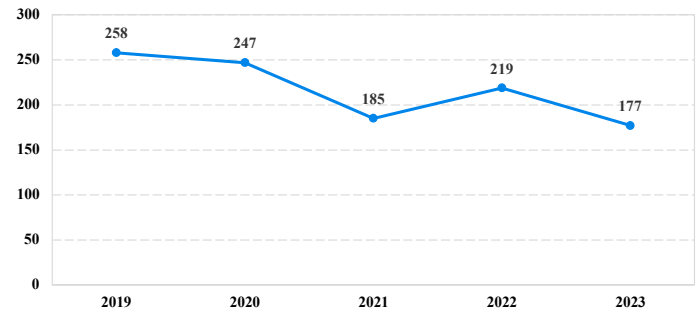
#### FINE ONLY

<b>Total Receiving Fine Only</b>	<b>1</b>	<b>0</b>	<b>0</b>	<b>0</b>	<b>1</b>	<b>0</b>	<b>0</b>	<b>0</b>	<b>0</b>
----------------------------------	----------	----------	----------	----------	----------	----------	----------	----------	----------

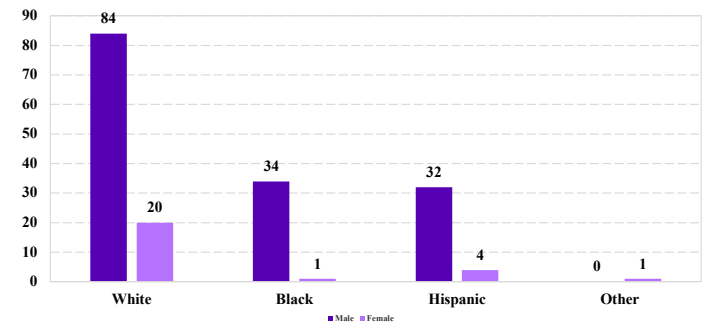
Cases with indeterminable sentence terms are excluded from the calculation of the Mean Sentence or Median Sentence category. Sentences greater than 470 months and probation were included in the sentence average computations as 470 months and zero months, respectively. Cases in the Total Receiving Imprisonment, Total Receiving Probation, and Fine Only categories total 100 percent of all cases. Cases missing information required for a specific analysis were excluded from that analysis. Descriptions of variables used in this analysis are provided in Appendix A.

SOURCE: U.S. Sentencing Commission, 2019 - 2023 Datafiles, USSCFY19 - USSCFY23.

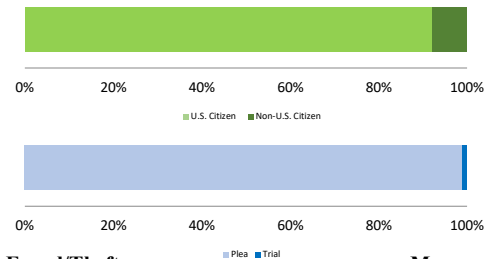
#### Number of Sentenced Individuals Over Time



#### Race and Gender



#### Citizenship, Guilty Pleas, and Trials





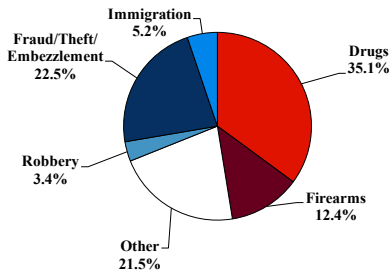
# District at a Glance

## Central District of California

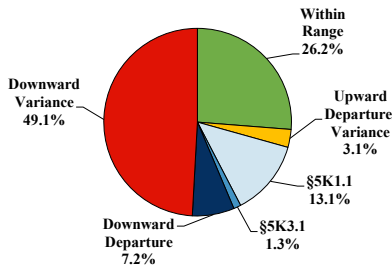
### Fiscal Year 2023



#### Type of Crime



#### Sentence Imposed Relative to the Guideline Range



#### SENTENCING INFORMATION BY TYPE OF CRIME

	TOTAL	Immigration	Drug Trafficking	Firearms	Fraud/Theft /Embezzle	Robbery	Child Porn	Money Laundering	All Other
	944	49	330	117	212	32	17	50	137
Mean Sentence (months)	54	21	82	37	25	65	98	40	59
Median Sentence (months)	33	17	68	30	13	59	70	22	18

#### IMPRISONMENT

<b>Total Receiving Imprisonment</b>	<b>819</b>	<b>44</b>	<b>321</b>	<b>110</b>	<b>161</b>	<b>32</b>	<b>17</b>	<b>35</b>	<b>99</b>
Prison Only	783	42	306	109	152	30	17	32	95
Up to 12 Months	127	11	27	21	41	2	1	6	18
13 to 60 Months	369	31	105	63	89	14	7	11	49
61 to 120 Months	175	0	99	23	18	10	5	10	10
Over 120 Months	112	0	75	2	4	4	4	5	18
Prison and Alternatives	36	2	15	1	9	2	0	3	4

#### PROBATION

<b>Total Receiving Probation</b>	<b>121</b>	<b>5</b>	<b>8</b>	<b>7</b>	<b>50</b>	<b>0</b>	<b>0</b>	<b>15</b>	<b>36</b>
Probation Only	81	4	6	4	38	0	0	7	22
Probation and Alternatives	40	1	2	3	12	0	0	8	14

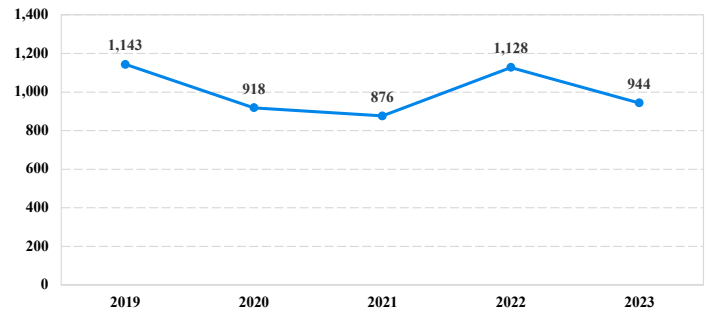
#### FINE ONLY

	<b>4</b>	<b>0</b>	<b>1</b>	<b>0</b>	<b>1</b>	<b>0</b>	<b>0</b>	<b>0</b>	<b>2</b>
--	----------	----------	----------	----------	----------	----------	----------	----------	----------

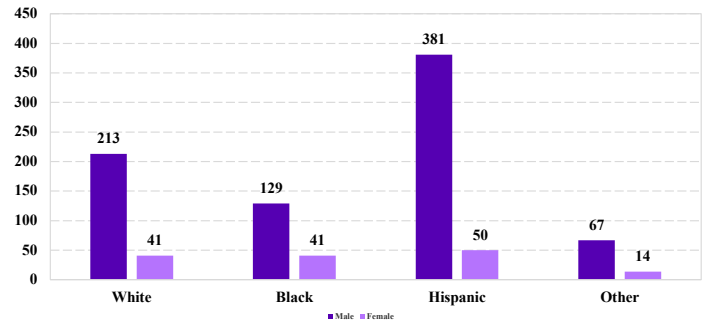
Cases with indeterminable sentence terms are excluded from the calculation of the Mean Sentence or Median Sentence category. Sentences greater than 470 months and probation were included in the sentence average computations as 470 months and zero months, respectively. Cases in the Total Receiving Imprisonment, Total Receiving Probation, and Fine Only categories total 100 percent of all cases. Cases missing information required for a specific analysis were excluded from that analysis. Descriptions of variables used in this analysis are provided in Appendix A.

SOURCE: U.S. Sentencing Commission, 2019 - 2023 Datafiles, USSCFY19 - USSCFY23.

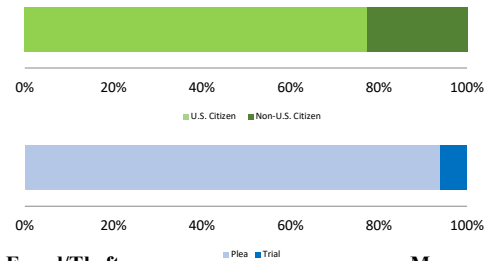
#### Number of Sentenced Individuals Over Time



#### Race and Gender



#### Citizenship, Guilty Pleas, and Trials



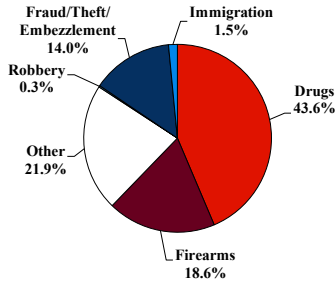
# District at a Glance

## Eastern District of California

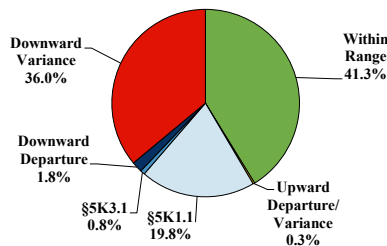
### Fiscal Year 2023



#### Type of Crime



#### Sentence Imposed Relative to the Guideline Range



#### SENTENCING INFORMATION BY TYPE OF CRIME

	TOTAL	Immigration	Drug Trafficking	Firearms	Fraud/Theft /Embezzle	Robbery	Child Porn	Money Laundering	All Other
<b>Total</b>	<b>392</b>	<b>6</b>	<b>171</b>	<b>73</b>	<b>55</b>	<b>1</b>	<b>13</b>	<b>10</b>	<b>63</b>
Mean Sentence (months)	68	22	89	50	33	--	132	47	60
Median Sentence (months)	51	18	84	46	31	--	120	40	21

#### IMPRISONMENT

<b>Total Receiving Imprisonment</b>	<b>368</b>	<b>6</b>	<b>166</b>	<b>71</b>	<b>47</b>	<b>1</b>	<b>13</b>	<b>9</b>	<b>55</b>
Prison Only	352	6	158	70	45	1	13	9	50
Up to 12 Months	35	3	9	5	5	0	0	2	11
13 to 60 Months	151	3	48	42	28	0	1	3	26
61 to 120 Months	108	0	57	22	12	1	7	4	5
Over 120 Months	58	0	44	1	0	0	5	0	8
Prison and Alternatives	16	0	8	1	2	0	0	0	5

#### PROBATION

<b>Total Receiving Probation</b>	<b>24</b>	<b>0</b>	<b>5</b>	<b>2</b>	<b>8</b>	<b>0</b>	<b>0</b>	<b>1</b>	<b>8</b>
Probation Only	20	0	5	2	6	0	0	1	6
Probation and Alternatives	4	0	0	0	2	0	0	0	2

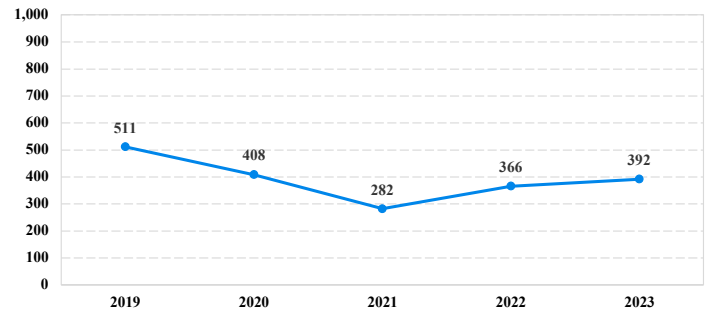
#### FINE ONLY

<b>Total</b>	<b>0</b>	<b>0</b>	<b>0</b>	<b>0</b>	<b>0</b>	<b>0</b>	<b>0</b>	<b>0</b>	<b>0</b>
--------------	----------	----------	----------	----------	----------	----------	----------	----------	----------

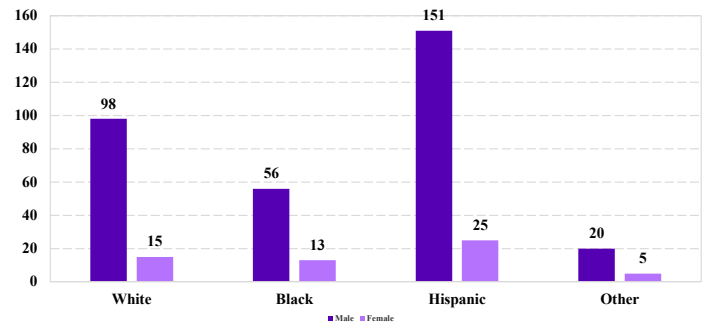
Cases with indeterminable sentence terms are excluded from the calculation of the Mean Sentence or Median Sentence category. Sentences greater than 470 months and probation were included in the sentence average computations as 470 months and zero months, respectively. Cases in the Total Receiving Imprisonment, Total Receiving Probation, and Fine Only categories total 100 percent of all cases. Cases missing information required for a specific analysis were excluded from that analysis. Descriptions of variables used in this analysis are provided in Appendix A.

SOURCE: U.S. Sentencing Commission, 2019 - 2023 Datafiles, USSCFY19 - USSCFY23.

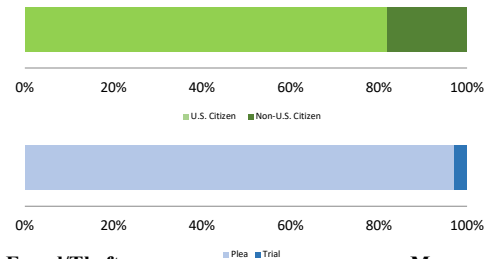
#### Number of Sentenced Individuals Over Time



#### Race and Gender



#### Citizenship, Guilty Pleas, and Trials



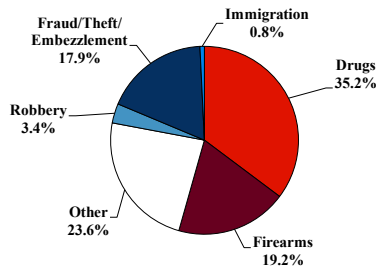
# District at a Glance

## Northern District of California

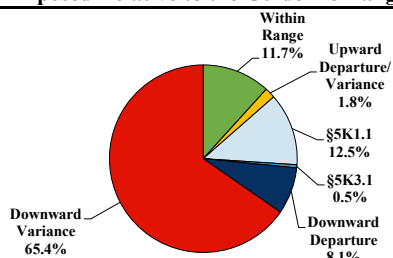
### Fiscal Year 2023



#### Type of Crime



#### Sentence Imposed Relative to the Guideline Range



#### SENTENCING INFORMATION BY TYPE OF CRIME

	TOTAL	Immigration	Drug Trafficking	Firearms	Fraud/Theft /Embezzle	Robbery	Child Porn	Money Laundering	All Other
<b>Total</b>	<b>386</b>	<b>3</b>	<b>135</b>	<b>74</b>	<b>69</b>	<b>13</b>	<b>13</b>	<b>8</b>	<b>71</b>
Mean Sentence (months)	45	20	37	25	21	44	77	14	103
Median Sentence (months)	24	24	30	23	12	37	60	7	40

#### IMPRISONMENT

<b>Total Receiving Imprisonment</b>	<b>345</b>	<b>3</b>	<b>127</b>	<b>71</b>	<b>50</b>	<b>13</b>	<b>12</b>	<b>5</b>	<b>64</b>
Prison Only	331	3	122	68	49	13	11	4	61
Up to 12 Months	79	1	34	19	12	2	1	1	9
13 to 60 Months	176	2	61	43	33	8	5	3	21
61 to 120 Months	50	0	27	6	2	3	3	0	9
Over 120 Months	26	0	0	0	2	0	2	0	22
Prison and Alternatives	14	0	5	3	1	0	1	1	3

#### PROBATION

<b>Total Receiving Probation</b>	<b>41</b>	<b>0</b>	<b>8</b>	<b>3</b>	<b>19</b>	<b>0</b>	<b>1</b>	<b>3</b>	<b>7</b>
Probation Only	29	0	7	3	12	0	1	2	4
Probation and Alternatives	12	0	1	0	7	0	0	1	3

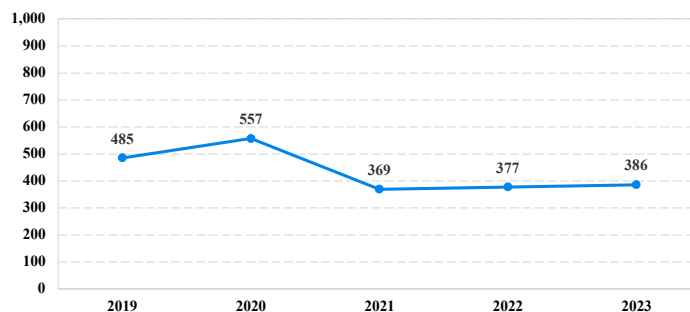
#### FINE ONLY

<b>Total</b>	<b>0</b>	<b>0</b>	<b>0</b>	<b>0</b>	<b>0</b>	<b>0</b>	<b>0</b>	<b>0</b>	<b>0</b>
--------------	----------	----------	----------	----------	----------	----------	----------	----------	----------

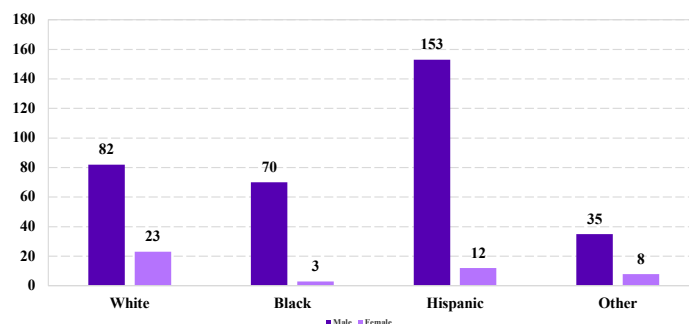
Cases with indeterminable sentence terms are excluded from the calculation of the Mean Sentence or Median Sentence category. Sentences greater than 470 months and probation were included in the sentence average computations as 470 months and zero months, respectively. Cases in the Total Receiving Imprisonment, Total Receiving Probation, and Fine Only categories total 100 percent of all cases. Cases missing information required for a specific analysis were excluded from that analysis. Descriptions of variables used in this analysis are provided in Appendix A.

SOURCE: U.S. Sentencing Commission, 2019 - 2023 Datafiles, USSCFY19 - USSCFY23.

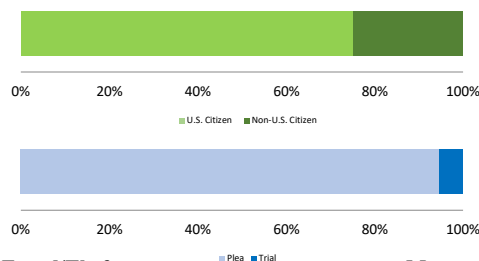
#### Number of Sentenced Individuals Over Time



#### Race and Gender



#### Citizenship, Guilty Pleas, and Trials



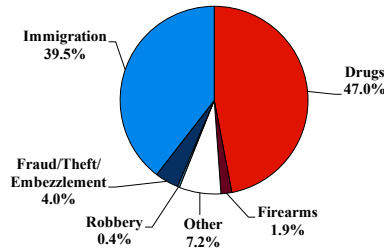
# District at a Glance

## Southern District of California

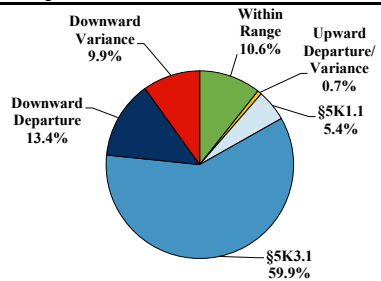
### Fiscal Year 2023



#### Type of Crime



#### Sentence Imposed Relative to the Guideline Range



#### SENTENCING INFORMATION BY TYPE OF CRIME

	TOTAL	Immigration	Drug Trafficking	Firearms	Fraud/Theft /Embezzle	Robbery	Child Porn	Money Laundering	All Other
<b>Total</b>	<b>3,189</b>	<b>1,261</b>	<b>1,491</b>	<b>60</b>	<b>129</b>	<b>12</b>	<b>12</b>	<b>88</b>	<b>136</b>
Mean Sentence (months)	24	10	35	36	9	78	85	27	25
Median Sentence (months)	16	8	27	34	1	98	63	17	6

#### IMPRISONMENT

<b>Total Receiving Imprisonment</b>	<b>3,080</b>	<b>1,241</b>	<b>1,460</b>	<b>58</b>	<b>108</b>	<b>11</b>	<b>12</b>	<b>83</b>	<b>107</b>
Prison Only	2,894	1,183	1,355	53	102	8	12	77	104
Up to 12 Months	1,015	753	94	9	74	0	0	28	57
13 to 60 Months	1,658	426	1,092	37	26	3	5	40	29
61 to 120 Months	175	3	139	6	1	3	6	7	10
Over 120 Months	46	1	30	1	1	2	1	2	8
Prison and Alternatives	186	58	105	5	6	3	0	6	3

#### PROBATION

<b>Total Receiving Probation</b>	<b>109</b>	<b>20</b>	<b>31</b>	<b>2</b>	<b>21</b>	<b>1</b>	<b>0</b>	<b>5</b>	<b>29</b>
Probation Only	89	16	20	1	21	1	0	3	27
Probation and Alternatives	20	4	11	1	0	0	0	2	2

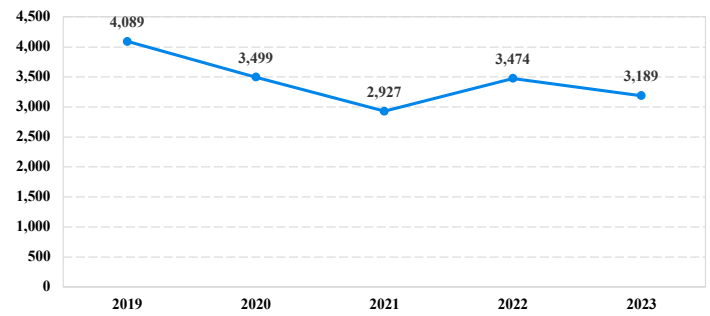
#### FINE ONLY

<b>Total</b>	<b>0</b>	<b>0</b>	<b>0</b>	<b>0</b>	<b>0</b>	<b>0</b>	<b>0</b>	<b>0</b>	<b>0</b>
--------------	----------	----------	----------	----------	----------	----------	----------	----------	----------

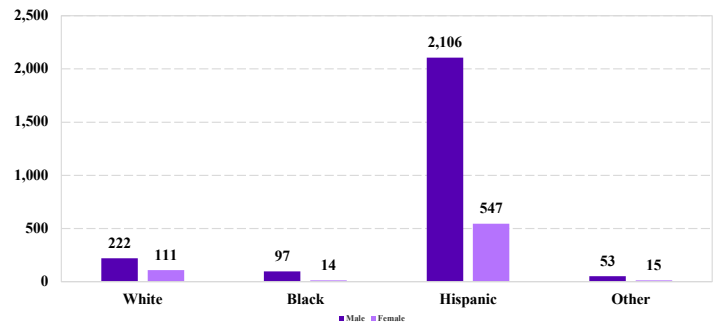
Cases with indeterminable sentence terms are excluded from the calculation of the Mean Sentence or Median Sentence category. Sentences greater than 470 months and probation were included in the sentence average computations as 470 months and zero months, respectively. Cases in the Total Receiving Imprisonment, Total Receiving Probation, and Fine Only categories total 100 percent of all cases. Cases missing information required for a specific analysis were excluded from that analysis. Descriptions of variables used in this analysis are provided in Appendix A.

SOURCE: U.S. Sentencing Commission, 2019 - 2023 Datafiles, USSCFY19 - USSCFY23.

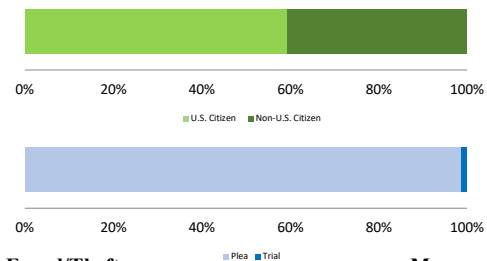
#### Number of Sentenced Individuals Over Time



#### Race and Gender



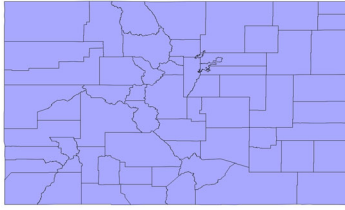
#### Citizenship, Guilty Pleas, and Trials



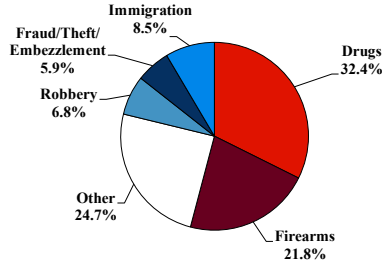
# District at a Glance

## District of Colorado

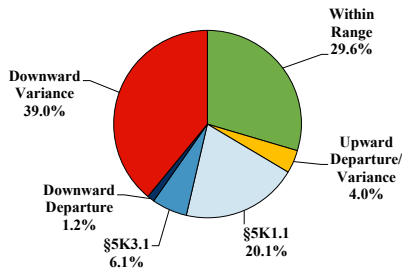
### Fiscal Year 2023



#### Type of Crime



#### Sentence Imposed Relative to the Guideline Range



#### SENTENCING INFORMATION BY TYPE OF CRIME

	TOTAL	Immigration	Drug Trafficking	Firearms	Fraud/Theft /Embezzle	Robbery	Child Porn	Money Laundering	All Other
<b>Total</b>	<b>340</b>	<b>29</b>	<b>107</b>	<b>74</b>	<b>20</b>	<b>23</b>	<b>2</b>	<b>23</b>	<b>62</b>
Mean Sentence (months)	65	19	85	56	44	118	--	45	57
Median Sentence (months)	41	14	66	49	24	100	--	32	8

#### IMPRISONMENT

	TOTAL	Immigration	Drug Trafficking	Firearms	Fraud/Theft /Embezzle	Robbery	Child Porn	Money Laundering	All Other
<b>Total Receiving Imprisonment</b>	<b>299</b>	<b>29</b>	<b>101</b>	<b>72</b>	<b>16</b>	<b>22</b>	<b>2</b>	<b>20</b>	<b>37</b>
Prison Only	293	29	99	70	15	22	2	20	36
Up to 12 Months	25	11	4	1	2	0	0	2	5
13 to 60 Months	149	18	38	45	9	5	1	13	20
61 to 120 Months	72	0	33	21	2	7	1	4	4
Over 120 Months	47	0	24	3	2	10	0	1	7
Prison and Alternatives	6	0	2	2	1	0	0	0	1

#### PROBATION

	TOTAL	Immigration	Drug Trafficking	Firearms	Fraud/Theft /Embezzle	Robbery	Child Porn	Money Laundering	All Other
<b>Total Receiving Probation</b>	<b>39</b>	<b>0</b>	<b>6</b>	<b>2</b>	<b>4</b>	<b>1</b>	<b>0</b>	<b>3</b>	<b>23</b>
Probation Only	34	0	6	2	3	1	0	3	19
Probation and Alternatives	5	0	0	0	1	0	0	0	4

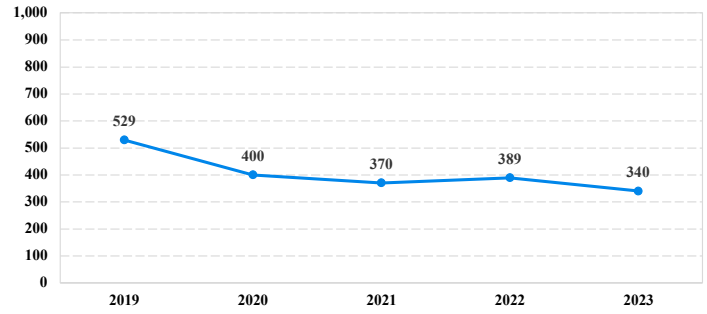
#### FINE ONLY

	TOTAL	Immigration	Drug Trafficking	Firearms	Fraud/Theft /Embezzle	Robbery	Child Porn	Money Laundering	All Other
<b>Total</b>	<b>2</b>	<b>0</b>	<b>0</b>	<b>0</b>	<b>0</b>	<b>0</b>	<b>0</b>	<b>0</b>	<b>2</b>

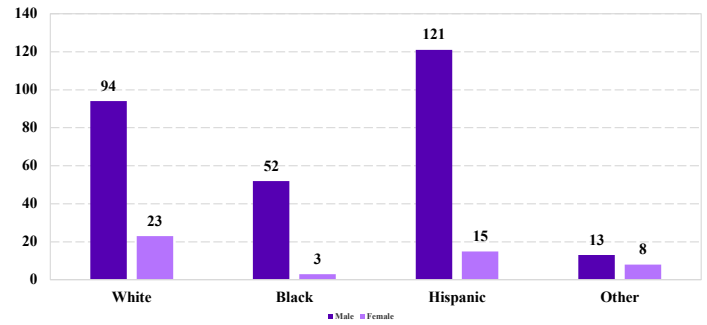
Cases with indeterminable sentence terms are excluded from the calculation of the Mean Sentence or Median Sentence category. Sentences greater than 470 months and probation were included in the sentence average computations as 470 months and zero months, respectively. Cases in the Total Receiving Imprisonment, Total Receiving Probation, and Fine Only categories total 100 percent of all cases. Cases missing information required for a specific analysis were excluded from that analysis. Descriptions of variables used in this analysis are provided in Appendix A.

SOURCE: U.S. Sentencing Commission, 2019 - 2023 Datafiles, USSCFY19 - USSCFY23.

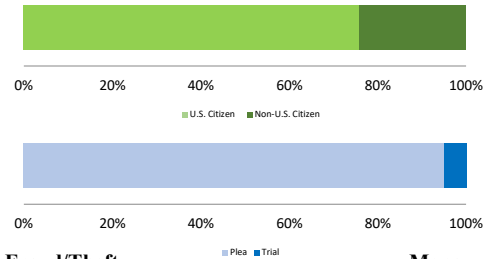
#### Number of Sentenced Individuals Over Time



#### Race and Gender



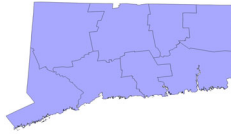
#### Citizenship, Guilty Pleas, and Trials



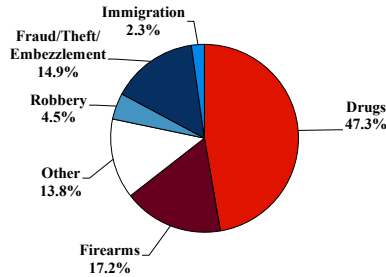
# District at a Glance

## District of Connecticut

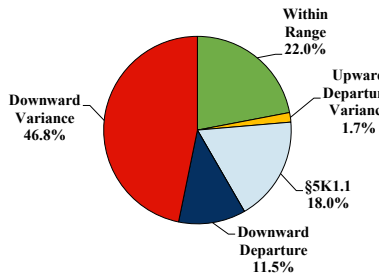
### Fiscal Year 2023



#### Type of Crime



#### Sentence Imposed Relative to the Guideline Range



#### SENTENCING INFORMATION BY TYPE OF CRIME

	TOTAL	Immigration	Drug Trafficking	Firearms	Fraud/Theft /Embezzle	Robbery	Child Porn	Money Laundering	All Other
<b>TOTAL</b>	<b>355</b>	<b>8</b>	<b>168</b>	<b>61</b>	<b>53</b>	<b>16</b>	<b>7</b>	<b>4</b>	<b>38</b>
Mean Sentence (months)	52	12	48	45	21	105	138	42	99
Median Sentence (months)	36	8	38	46	12	96	121	18	17

#### IMPRISONMENT

<b>Total Receiving Imprisonment</b>	<b>329</b>	<b>7</b>	<b>156</b>	<b>59</b>	<b>47</b>	<b>15</b>	<b>7</b>	<b>4</b>	<b>34</b>
Prison Only	316	7	148	57	45	15	7	3	34
Up to 12 Months	74	5	32	10	18	0	0	1	8
13 to 60 Months	139	2	65	32	23	2	1	1	13
61 to 120 Months	74	0	41	15	4	11	1	0	2
Over 120 Months	29	0	10	0	0	2	5	1	11
Prison and Alternatives	13	0	8	2	2	0	0	1	0

#### PROBATION

<b>Total Receiving Probation</b>	<b>25</b>	<b>1</b>	<b>12</b>	<b>2</b>	<b>6</b>	<b>1</b>	<b>0</b>	<b>0</b>	<b>3</b>
Probation Only	21	1	9	2	5	1	0	0	3
Probation and Alternatives	4	0	3	0	1	0	0	0	0

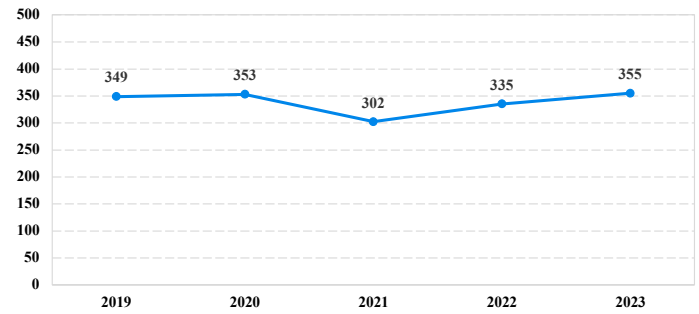
#### FINE ONLY

<b>FINE ONLY</b>	<b>1</b>	<b>0</b>	<b>0</b>	<b>0</b>	<b>0</b>	<b>0</b>	<b>0</b>	<b>0</b>	<b>1</b>
------------------	----------	----------	----------	----------	----------	----------	----------	----------	----------

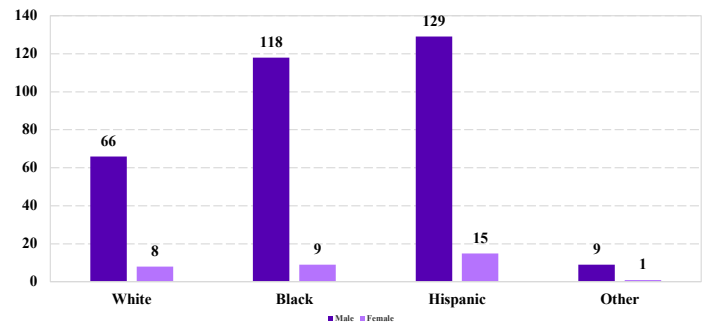
Cases with indeterminable sentence terms are excluded from the calculation of the Mean Sentence or Median Sentence category. Sentences greater than 470 months and probation were included in the sentence average computations as 470 months and zero months, respectively. Cases in the Total Receiving Imprisonment, Total Receiving Probation, and Fine Only categories total 100 percent of all cases. Cases missing information required for a specific analysis were excluded from that analysis. Descriptions of variables used in this analysis are provided in Appendix A.

SOURCE: U.S. Sentencing Commission, 2019 - 2023 Datafiles, USSCFY19 - USSCFY23.

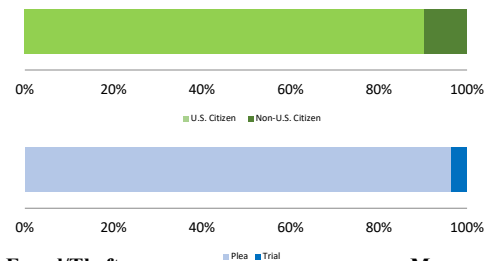
#### Number of Sentenced Individuals Over Time



#### Race and Gender



#### Citizenship, Guilty Pleas, and Trials



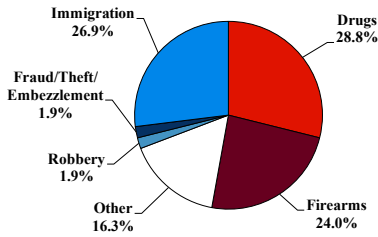
# District at a Glance

## District of Delaware

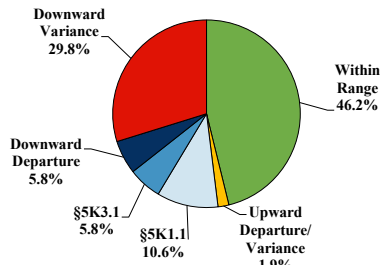
### Fiscal Year 2023



#### Type of Crime



#### Sentence Imposed Relative to the Guideline Range



#### SENTENCING INFORMATION BY TYPE OF CRIME

	TOTAL	Immigration	Drug Trafficking	Firearms	Fraud/Theft /Embezzle	Robbery	Child Porn	Money Laundering	All Other
<b>Total</b>	<b>104</b>	<b>28</b>	<b>30</b>	<b>25</b>	<b>2</b>	<b>2</b>	<b>0</b>	<b>2</b>	<b>15</b>
Mean Sentence (months)	50	10	49	53	--	--	--	--	93
Median Sentence (months)	27	4	44	48	--	--	--	--	12

#### IMPRISONMENT

<b>Total Receiving Imprisonment</b>	<b>97</b>	<b>28</b>	<b>27</b>	<b>25</b>	<b>1</b>	<b>2</b>	<b>0</b>	<b>2</b>	<b>12</b>
Prison Only	97	28	27	25	1	2	0	2	12
Up to 12 Months	31	20	3	2	0	1	0	0	5
13 to 60 Months	41	8	14	16	1	0	0	0	2
61 to 120 Months	18	0	8	7	0	1	0	1	1
Over 120 Months	7	0	2	0	0	0	0	1	4
Prison and Alternatives	0	0	0	0	0	0	0	0	0

#### PROBATION

<b>Total Receiving Probation</b>	<b>7</b>	<b>0</b>	<b>3</b>	<b>0</b>	<b>1</b>	<b>0</b>	<b>0</b>	<b>0</b>	<b>3</b>
Probation Only	3	0	2	0	0	0	0	0	1
Probation and Alternatives	4	0	1	0	1	0	0	0	2

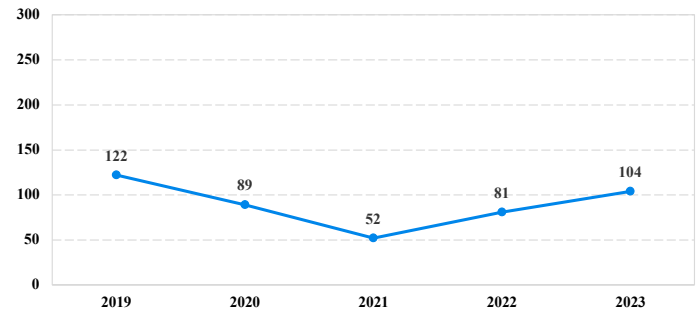
#### FINE ONLY

<b>Total</b>	<b>0</b>	<b>0</b>	<b>0</b>	<b>0</b>	<b>0</b>	<b>0</b>	<b>0</b>	<b>0</b>	<b>0</b>
--------------	----------	----------	----------	----------	----------	----------	----------	----------	----------

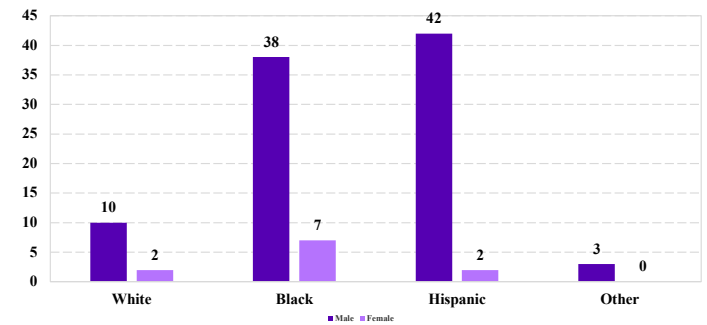
Cases with indeterminable sentence terms are excluded from the calculation of the Mean Sentence or Median Sentence category. Sentences greater than 470 months and probation were included in the sentence average computations as 470 months and zero months, respectively. Cases in the Total Receiving Imprisonment, Total Receiving Probation, and Fine Only categories total 100 percent of all cases. Cases missing information required for a specific analysis were excluded from that analysis. Descriptions of variables used in this analysis are provided in Appendix A.

SOURCE: U.S. Sentencing Commission, 2019 - 2023 Datafiles, USSCFY19 - USSCFY23.

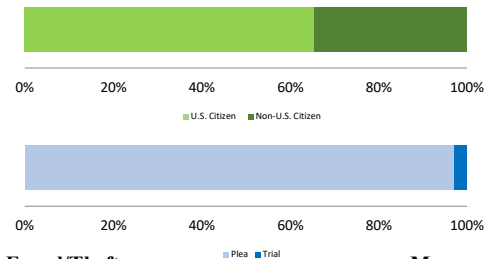
#### Number of Sentenced Individuals Over Time



#### Race and Gender



#### Citizenship, Guilty Pleas, and Trials



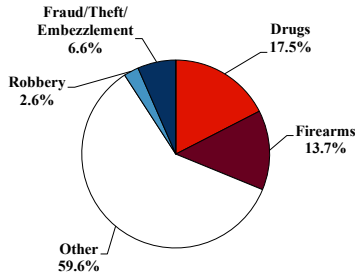
# District at a Glance

## District of Columbia

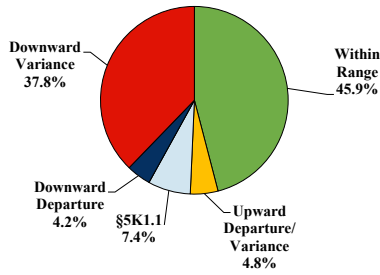
### Fiscal Year 2023



#### Type of Crime



#### Sentence Imposed Relative to the Guideline Range



#### SENTENCING INFORMATION BY TYPE OF CRIME

	TOTAL	Immigration	Drug Trafficking	Firearms	Fraud/Theft /Embezzle	Robbery	Child Porn	Money Laundering	All Other
<b>Total</b>	<b>503</b>	<b>0</b>	<b>87</b>	<b>69</b>	<b>33</b>	<b>13</b>	<b>20</b>	<b>3</b>	<b>278</b>
Mean Sentence (months)	54	--	77	48	31	78	98	38	48
Median Sentence (months)	36	--	60	46	18	72	90	40	23

#### IMPRISONMENT

<b>Total Receiving Imprisonment</b>	<b>459</b>	<b>0</b>	<b>83</b>	<b>69</b>	<b>24</b>	<b>13</b>	<b>20</b>	<b>3</b>	<b>247</b>
Prison Only	438	0	81	68	23	12	20	3	231
Up to 12 Months	74	0	5	5	5	0	0	0	59
13 to 60 Months	233	0	34	51	14	5	6	3	120
61 to 120 Months	83	0	26	12	2	6	9	0	28
Over 120 Months	48	0	16	0	2	1	5	0	24
Prison and Alternatives	21	0	2	1	1	1	0	0	16

#### PROBATION

<b>Total Receiving Probation</b>	<b>44</b>	<b>0</b>	<b>4</b>	<b>0</b>	<b>9</b>	<b>0</b>	<b>0</b>	<b>0</b>	<b>31</b>
Probation Only	23	0	4	0	3	0	0	0	16
Probation and Alternatives	21	0	0	0	6	0	0	0	15

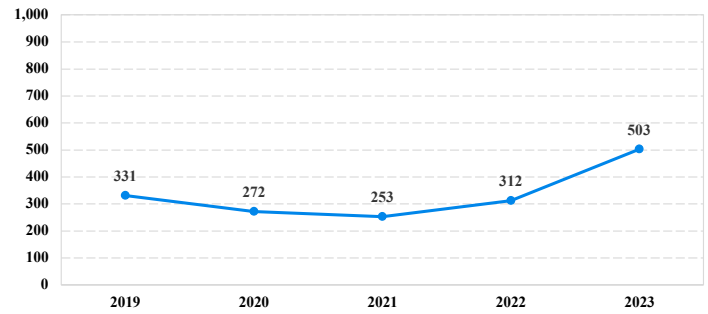
#### FINE ONLY

<b>Total</b>	<b>0</b>	<b>0</b>	<b>0</b>	<b>0</b>	<b>0</b>	<b>0</b>	<b>0</b>	<b>0</b>	<b>0</b>
--------------	----------	----------	----------	----------	----------	----------	----------	----------	----------

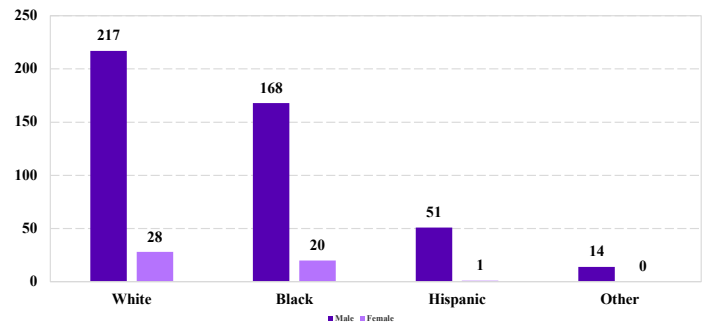
Cases with indeterminable sentence terms are excluded from the calculation of the Mean Sentence or Median Sentence category. Sentences greater than 470 months and probation were included in the sentence average computations as 470 months and zero months, respectively. Cases in the Total Receiving Imprisonment, Total Receiving Probation, and Fine Only categories total 100 percent of all cases. Cases missing information required for a specific analysis were excluded from that analysis. Descriptions of variables used in this analysis are provided in Appendix A.

SOURCE: U.S. Sentencing Commission, 2019 - 2023 Datafiles, USSCFY19 - USSCFY23.

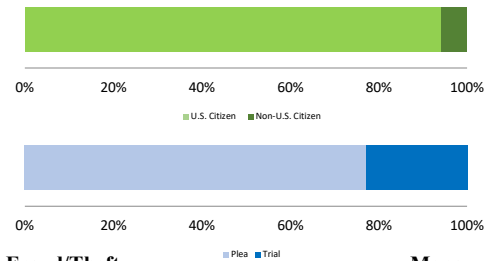
#### Number of Sentenced Individuals Over Time



#### Race and Gender



#### Citizenship, Guilty Pleas, and Trials

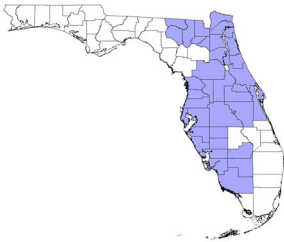




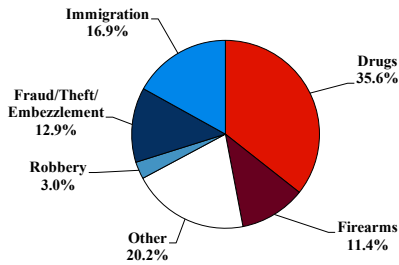
# District at a Glance

## Middle District of Florida

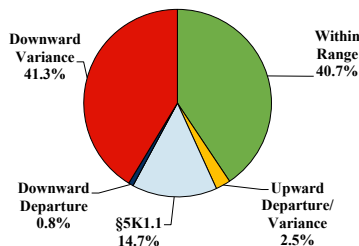
### Fiscal Year 2023



#### Type of Crime



#### Sentence Imposed Relative to the Guideline Range



#### SENTENCING INFORMATION BY TYPE OF CRIME

	TOTAL	Immigration	Drug Trafficking	Firearms	Fraud/Theft /Embezzle	Robbery	Child Porn	Money Laundering	All Other
<b>Total</b>	<b>1,104</b>	<b>187</b>	<b>392</b>	<b>126</b>	<b>142</b>	<b>33</b>	<b>50</b>	<b>28</b>	<b>146</b>
Mean Sentence (months)	79	9	100	66	27	154	138	94	135
Median Sentence (months)	51	4	84	51	15	130	97	68	46

#### IMPRISONMENT

<b>Total Receiving Imprisonment</b>	<b>1,012</b>	<b>173</b>	<b>387</b>	<b>121</b>	<b>94</b>	<b>33</b>	<b>50</b>	<b>26</b>	<b>128</b>
Prison Only	1,005	173	386	118	94	33	50	26	125
Up to 12 Months	182	136	10	13	11	0	0	0	12
13 to 60 Months	338	34	107	57	68	8	7	9	48
61 to 120 Months	263	2	161	33	11	7	26	9	14
Over 120 Months	222	1	108	15	4	18	17	8	51
Prison and Alternatives	7	0	1	3	0	0	0	0	3

#### PROBATION

<b>Total Receiving Probation</b>	<b>91</b>	<b>14</b>	<b>5</b>	<b>5</b>	<b>48</b>	<b>0</b>	<b>0</b>	<b>2</b>	<b>17</b>
Probation Only	70	13	4	2	36	0	0	0	15
Probation and Alternatives	21	1	1	3	12	0	0	2	2

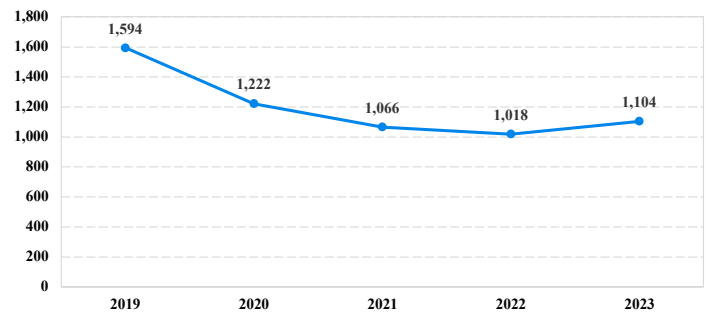
#### FINE ONLY

<b>Total</b>	<b>1</b>	<b>0</b>	<b>0</b>	<b>0</b>	<b>0</b>	<b>0</b>	<b>0</b>	<b>0</b>	<b>1</b>
--------------	----------	----------	----------	----------	----------	----------	----------	----------	----------

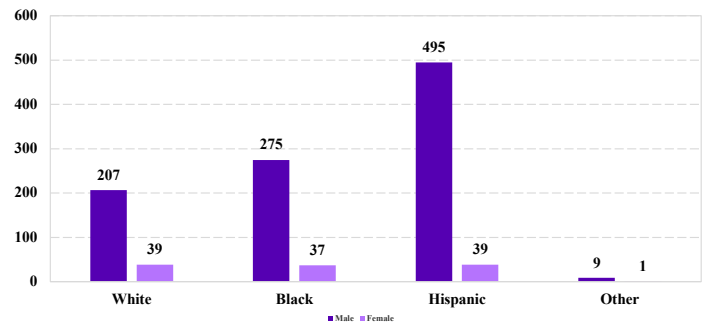
Cases with indeterminable sentence terms are excluded from the calculation of the Mean Sentence or Median Sentence category. Sentences greater than 470 months and probation were included in the sentence average computations as 470 months and zero months, respectively. Cases in the Total Receiving Imprisonment, Total Receiving Probation, and Fine Only categories total 100 percent of all cases. Cases missing information required for a specific analysis were excluded from that analysis. Descriptions of variables used in this analysis are provided in Appendix A.

SOURCE: U.S. Sentencing Commission, 2019 - 2023 Datafiles, USSCFY19 - USSCFY23.

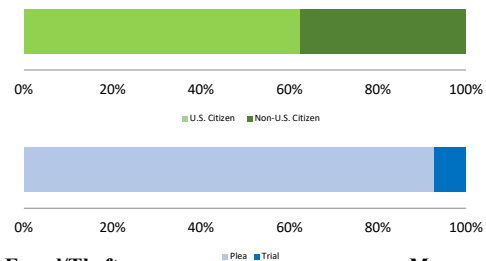
#### Number of Sentenced Individuals Over Time



#### Race and Gender



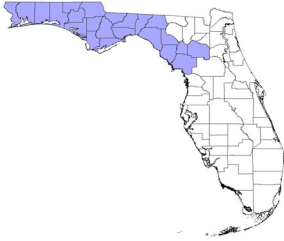
#### Citizenship, Guilty Pleas, and Trials



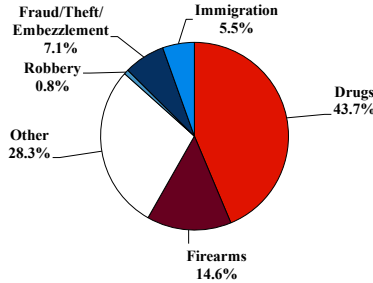
# District at a Glance

## Northern District of Florida

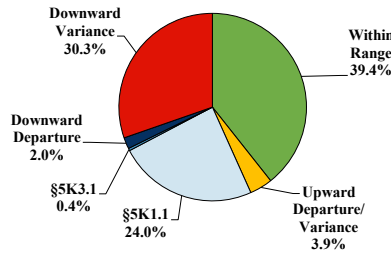
### Fiscal Year 2023



#### Type of Crime



#### Sentence Imposed Relative to the Guideline Range



#### SENTENCING INFORMATION BY TYPE OF CRIME

	TOTAL	Immigration	Drug Trafficking	Firearms	Fraud/Theft /Embezzle	Robbery	Child Porn	Money Laundering	All Other
<b>Total</b>	<b>254</b>	<b>14</b>	<b>105</b>	<b>37</b>	<b>18</b>	<b>2</b>	<b>14</b>	<b>14</b>	<b>50</b>
Mean Sentence (months)	88	9	109	102	12	--	108	44	90
Median Sentence (months)	60	6	96	60	2	--	84	24	5

#### IMPRISONMENT

<b>Total Receiving Imprisonment</b>	<b>229</b>	<b>14</b>	<b>105</b>	<b>37</b>	<b>12</b>	<b>2</b>	<b>14</b>	<b>14</b>	<b>31</b>
Prison Only	220	14	98	36	12	2	14	13	31
Up to 12 Months	45	10	10	1	6	0	0	5	13
13 to 60 Months	62	4	20	19	6	0	5	4	4
61 to 120 Months	47	0	31	6	0	1	6	2	1
Over 120 Months	66	0	37	10	0	1	3	2	13
Prison and Alternatives	9	0	7	1	0	0	0	1	0

#### PROBATION

<b>Total Receiving Probation</b>	<b>25</b>	<b>0</b>	<b>0</b>	<b>0</b>	<b>6</b>	<b>0</b>	<b>0</b>	<b>0</b>	<b>19</b>
Probation Only	21	0	0	0	5	0	0	0	16
Probation and Alternatives	4	0	0	0	1	0	0	0	3

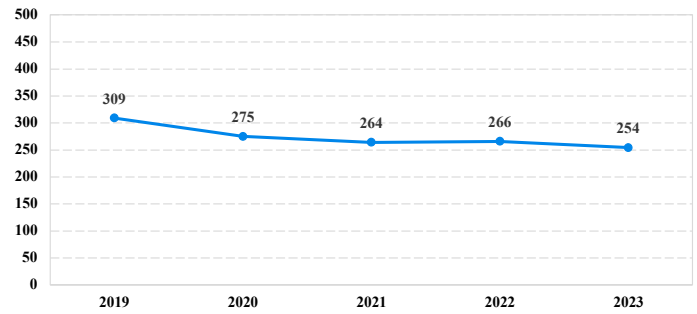
#### FINE ONLY

<b>Total</b>	<b>0</b>	<b>0</b>	<b>0</b>	<b>0</b>	<b>0</b>	<b>0</b>	<b>0</b>	<b>0</b>	<b>0</b>
--------------	----------	----------	----------	----------	----------	----------	----------	----------	----------

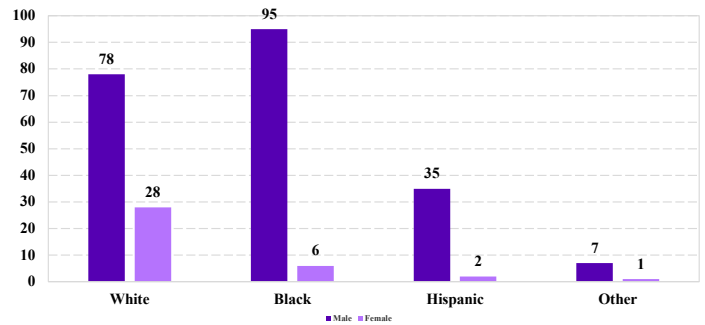
Cases with indeterminable sentence terms are excluded from the calculation of the Mean Sentence or Median Sentence category. Sentences greater than 470 months and probation were included in the sentence average computations as 470 months and zero months, respectively. Cases in the Total Receiving Imprisonment, Total Receiving Probation, and Fine Only categories total 100 percent of all cases. Cases missing information required for a specific analysis were excluded from that analysis. Descriptions of variables used in this analysis are provided in Appendix A.

SOURCE: U.S. Sentencing Commission, 2019 - 2023 Datafiles, USSCFY19 - USSCFY23.

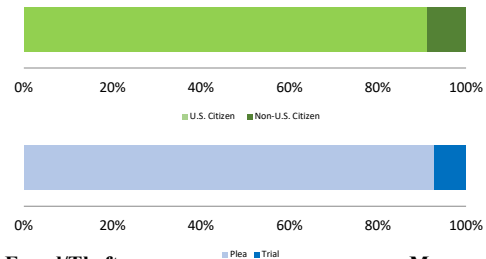
#### Number of Sentenced Individuals Over Time



#### Race and Gender



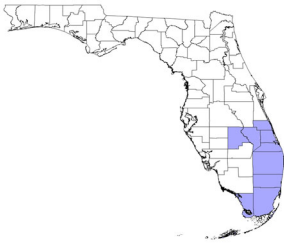
#### Citizenship, Guilty Pleas, and Trials



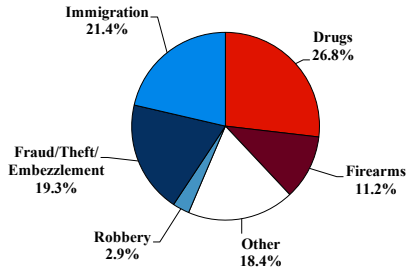
# District at a Glance

## Southern District of Florida

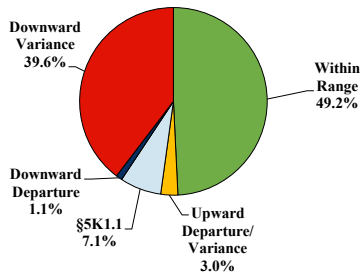
### Fiscal Year 2023



#### Type of Crime



#### Sentence Imposed Relative to the Guideline Range



#### SENTENCING INFORMATION BY TYPE OF CRIME

	TOTAL	Immigration	Drug Trafficking	Firearms	Fraud/Theft /Embezzle	Robbery	Child Porn	Money Laundering	All Other
<b>Total</b>	<b>1,552</b>	<b>332</b>	<b>415</b>	<b>174</b>	<b>299</b>	<b>45</b>	<b>49</b>	<b>70</b>	<b>168</b>
Mean Sentence (months)	55	10	80	61	28	116	128	51	93
Median Sentence (months)	32	6	70	48	24	106	108	29	24

#### IMPRISONMENT

	TOTAL	Immigration	Drug Trafficking	Firearms	Fraud/Theft /Embezzle	Robbery	Child Porn	Money Laundering	All Other
<b>Total Receiving Imprisonment</b>	<b>1,484</b>	<b>328</b>	<b>408</b>	<b>173</b>	<b>267</b>	<b>45</b>	<b>49</b>	<b>64</b>	<b>150</b>
Prison Only	1,421	327	398	166	242	44	48	57	139
Up to 12 Months	329	231	17	6	40	0	0	6	29
13 to 60 Months	635	93	150	101	178	10	10	37	56
61 to 120 Months	299	3	167	44	22	18	19	8	18
Over 120 Months	158	0	64	15	2	16	19	6	36
Prison and Alternatives	63	1	10	7	25	1	1	7	11

#### PROBATION

	TOTAL	Immigration	Drug Trafficking	Firearms	Fraud/Theft /Embezzle	Robbery	Child Porn	Money Laundering	All Other
<b>Total Receiving Probation</b>	<b>68</b>	<b>4</b>	<b>7</b>	<b>1</b>	<b>32</b>	<b>0</b>	<b>0</b>	<b>6</b>	<b>18</b>
Probation Only	39	2	4	1	19	0	0	2	11
Probation and Alternatives	29	2	3	0	13	0	0	4	7

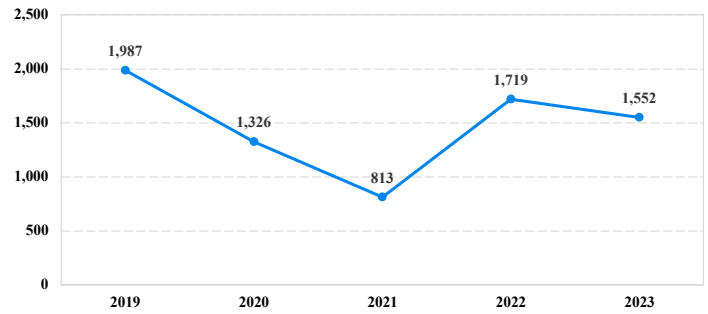
#### FINE ONLY

	TOTAL	Immigration	Drug Trafficking	Firearms	Fraud/Theft /Embezzle	Robbery	Child Porn	Money Laundering	All Other
<b>Total</b>	<b>0</b>	<b>0</b>	<b>0</b>	<b>0</b>	<b>0</b>	<b>0</b>	<b>0</b>	<b>0</b>	<b>0</b>

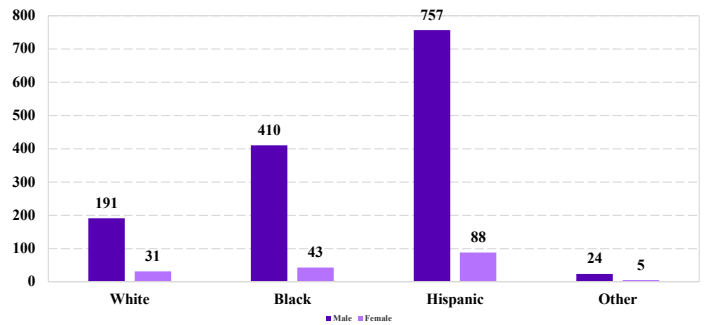
Cases with indeterminable sentence terms are excluded from the calculation of the Mean Sentence or Median Sentence category. Sentences greater than 470 months and probation were included in the sentence average computations as 470 months and zero months, respectively. Cases in the Total Receiving Imprisonment, Total Receiving Probation, and Fine Only categories total 100 percent of all cases. Cases missing information required for a specific analysis were excluded from that analysis. Descriptions of variables used in this analysis are provided in Appendix A.

SOURCE: U.S. Sentencing Commission, 2019 - 2023 Datafiles, USSCFY19 - USSCFY23.

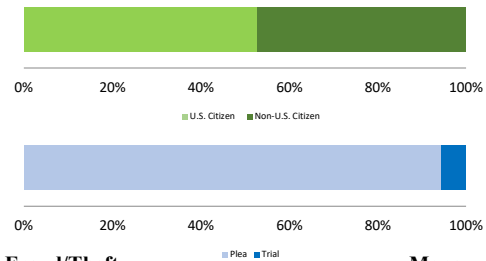
#### Number of Sentenced Individuals Over Time



#### Race and Gender



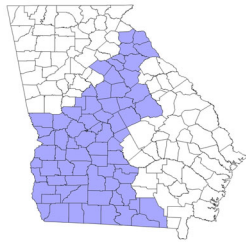
#### Citizenship, Guilty Pleas, and Trials



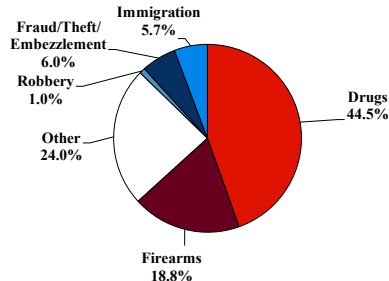
# District at a Glance

## Middle District of Georgia

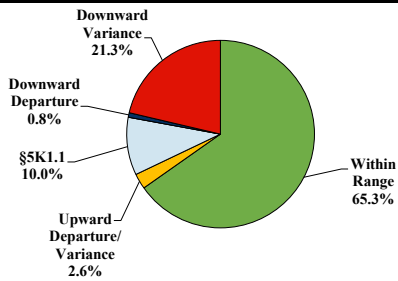
### Fiscal Year 2023



#### Type of Crime



#### Sentence Imposed Relative to the Guideline Range



#### SENTENCING INFORMATION BY TYPE OF CRIME

	TOTAL	Immigration	Drug Trafficking	Firearms	Fraud/Theft /Embezzle	Robbery	Child Porn	Money Laundering	All Other
<b>Total</b>	<b>384</b>	<b>22</b>	<b>169</b>	<b>72</b>	<b>23</b>	<b>4</b>	<b>8</b>	<b>0</b>	<b>86</b>
Mean Sentence (months)	75	14	113	65	28	139	81	--	33
Median Sentence (months)	48	8	96	59	24	124	72	--	0

#### IMPRISONMENT

<b>Total Receiving Imprisonment</b>	<b>325</b>	<b>22</b>	<b>166</b>	<b>68</b>	<b>19</b>	<b>4</b>	<b>8</b>	<b>0</b>	<b>38</b>
Prison Only	325	22	166	68	19	4	8	0	38
Up to 12 Months	32	14	4	1	2	0	0	0	11
13 to 60 Months	138	7	58	36	15	2	2	0	18
61 to 120 Months	88	1	48	29	2	0	5	0	3
Over 120 Months	67	0	56	2	0	2	1	0	6
Prison and Alternatives	0	0	0	0	0	0	0	0	0

#### PROBATION

<b>Total Receiving Probation</b>	<b>34</b>	<b>0</b>	<b>3</b>	<b>4</b>	<b>4</b>	<b>0</b>	<b>0</b>	<b>0</b>	<b>23</b>
Probation Only	33	0	2	4	4	0	0	0	23
Probation and Alternatives	1	0	1	0	0	0	0	0	0

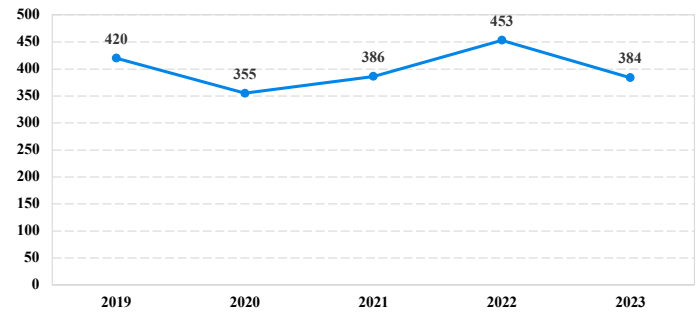
#### FINE ONLY

<b>Total</b>	<b>25</b>	<b>0</b>	<b>0</b>	<b>0</b>	<b>0</b>	<b>0</b>	<b>0</b>	<b>0</b>	<b>25</b>
--------------	-----------	----------	----------	----------	----------	----------	----------	----------	-----------

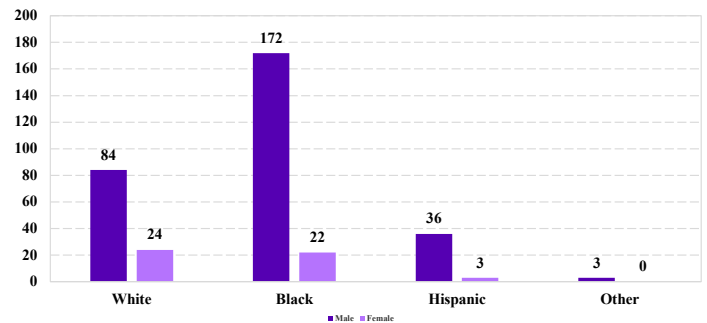
Cases with indeterminable sentence terms are excluded from the calculation of the Mean Sentence or Median Sentence category. Sentences greater than 470 months and probation were included in the sentence average computations as 470 months and zero months, respectively. Cases in the Total Receiving Imprisonment, Total Receiving Probation, and Fine Only categories total 100 percent of all cases. Cases missing information required for a specific analysis were excluded from that analysis. Descriptions of variables used in this analysis are provided in Appendix A.

SOURCE: U.S. Sentencing Commission, 2019 - 2023 Datafiles, USSCFY19 - USSCFY23.

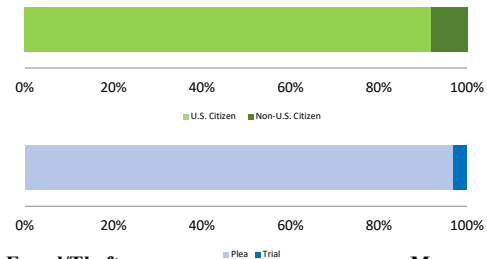
#### Number of Sentenced Individuals Over Time



#### Race and Gender



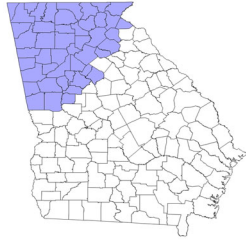
#### Citizenship, Guilty Pleas, and Trials



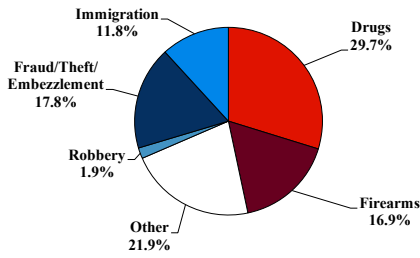
# District at a Glance

## Northern District of Georgia

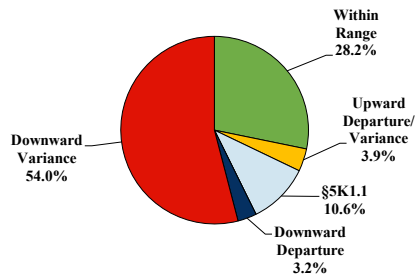
### Fiscal Year 2023



#### Type of Crime



#### Sentence Imposed Relative to the Guideline Range



#### SENTENCING INFORMATION BY TYPE OF CRIME

	TOTAL	Immigration	Drug Trafficking	Firearms	Fraud/Theft /Embezzle	Robbery	Child Porn	Money Laundering	All Other
<b>Total</b>	<b>585</b>	<b>69</b>	<b>174</b>	<b>99</b>	<b>104</b>	<b>11</b>	<b>16</b>	<b>52</b>	<b>60</b>
Mean Sentence (months)	64	9	99	54	32	174	92	45	88
Median Sentence (months)	41	8	87	40	19	127	71	37	35

#### IMPRISONMENT

<b>Total Receiving Imprisonment</b>	<b>534</b>	<b>67</b>	<b>172</b>	<b>92</b>	<b>83</b>	<b>11</b>	<b>16</b>	<b>47</b>	<b>46</b>
Prison Only	524	66	170	91	80	11	16	45	45
Up to 12 Months	71	46	3	3	12	0	0	2	5
13 to 60 Months	245	20	49	61	54	2	7	34	18
61 to 120 Months	120	0	68	20	10	3	6	5	8
Over 120 Months	88	0	50	7	4	6	3	4	14
Prison and Alternatives	10	1	2	1	3	0	0	2	1

#### PROBATION

<b>Total Receiving Probation</b>	<b>50</b>	<b>2</b>	<b>2</b>	<b>7</b>	<b>21</b>	<b>0</b>	<b>0</b>	<b>5</b>	<b>13</b>
Probation Only	31	2	0	5	13	0	0	2	9
Probation and Alternatives	19	0	2	2	8	0	0	3	4

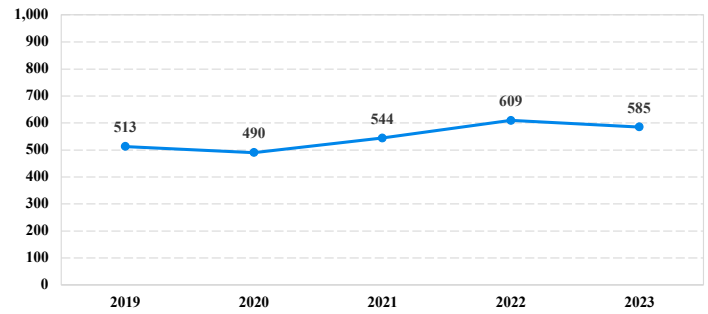
#### FINE ONLY

<b>Total</b>	<b>1</b>	<b>0</b>	<b>0</b>	<b>0</b>	<b>0</b>	<b>0</b>	<b>0</b>	<b>0</b>	<b>1</b>
--------------	----------	----------	----------	----------	----------	----------	----------	----------	----------

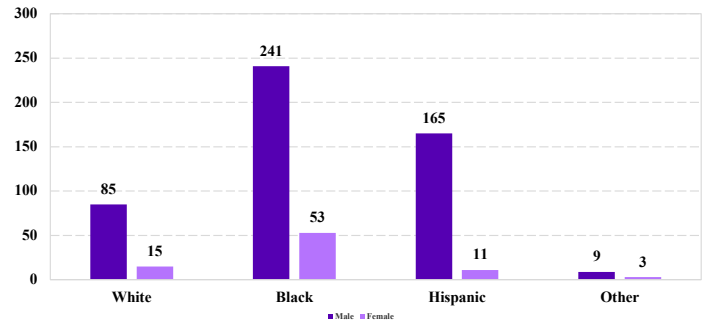
Cases with indeterminable sentence terms are excluded from the calculation of the Mean Sentence or Median Sentence category. Sentences greater than 470 months and probation were included in the sentence average computations as 470 months and zero months, respectively. Cases in the Total Receiving Imprisonment, Total Receiving Probation, and Fine Only categories total 100 percent of all cases. Cases missing information required for a specific analysis were excluded from that analysis. Descriptions of variables used in this analysis are provided in Appendix A.

SOURCE: U.S. Sentencing Commission, 2019 - 2023 Datafiles, USSCFY19 - USSCFY23.

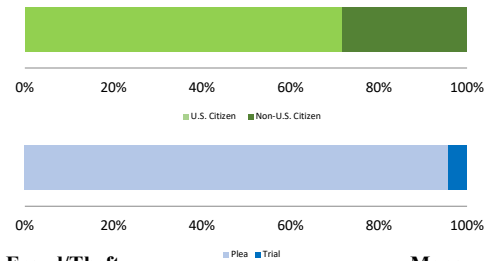
#### Number of Sentenced Individuals Over Time



#### Race and Gender



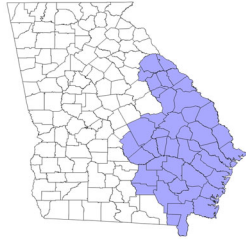
#### Citizenship, Guilty Pleas, and Trials



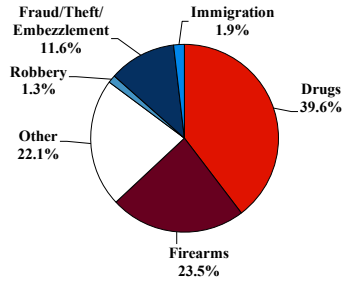
# District at a Glance

## Southern District of Georgia

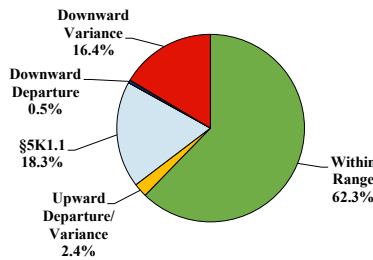
### Fiscal Year 2023



#### Type of Crime



#### Sentence Imposed Relative to the Guideline Range



#### SENTENCING INFORMATION BY TYPE OF CRIME

	TOTAL	Immigration	Drug Trafficking	Firearms	Fraud/Theft /Embezzle	Robbery	Child Porn	Money Laundering	All Other
<b>Total</b>	<b>371</b>	<b>7</b>	<b>143</b>	<b>87</b>	<b>43</b>	<b>5</b>	<b>10</b>	<b>3</b>	<b>73</b>
Mean Sentence (months)	59	7	70	54	16	152	148	170	48
Median Sentence (months)	36	0	54	48	3	163	139	38	0

#### IMPRISONMENT

<b>Total Receiving Imprisonment</b>	<b>299</b>	<b>3</b>	<b>136</b>	<b>80</b>	<b>18</b>	<b>5</b>	<b>10</b>	<b>3</b>	<b>44</b>
Prison Only	297	3	135	80	17	5	10	3	44
Up to 12 Months	42	2	9	2	3	0	0	1	25
13 to 60 Months	138	1	64	52	12	0	0	1	8
61 to 120 Months	70	0	37	25	1	2	4	0	1
Over 120 Months	47	0	25	1	1	3	6	1	10
Prison and Alternatives	2	0	1	0	1	0	0	0	0

#### PROBATION

<b>Total Receiving Probation</b>	<b>62</b>	<b>4</b>	<b>7</b>	<b>6</b>	<b>24</b>	<b>0</b>	<b>0</b>	<b>0</b>	<b>21</b>
Probation Only	55	4	7	4	19	0	0	0	21
Probation and Alternatives	7	0	0	2	5	0	0	0	0

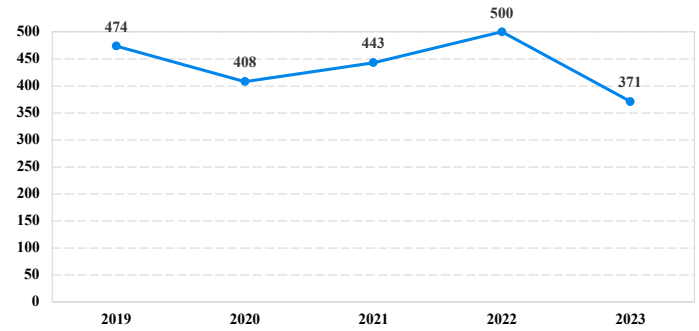
#### FINE ONLY

<b>Total</b>	<b>10</b>	<b>0</b>	<b>0</b>	<b>1</b>	<b>1</b>	<b>0</b>	<b>0</b>	<b>0</b>	<b>8</b>
--------------	-----------	----------	----------	----------	----------	----------	----------	----------	----------

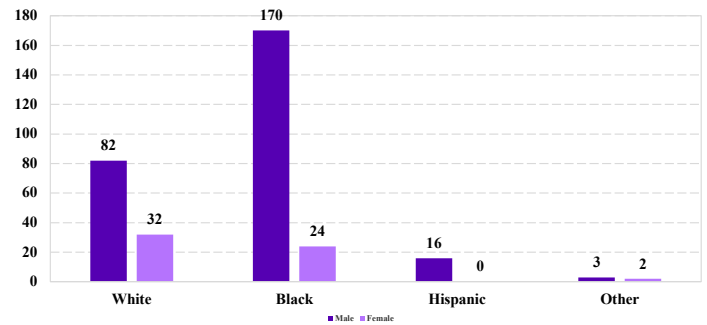
Cases with indeterminable sentence terms are excluded from the calculation of the Mean Sentence or Median Sentence category. Sentences greater than 470 months and probation were included in the sentence average computations as 470 months and zero months, respectively. Cases in the Total Receiving Imprisonment, Total Receiving Probation, and Fine Only categories total 100 percent of all cases. Cases missing information required for a specific analysis were excluded from that analysis. Descriptions of variables used in this analysis are provided in Appendix A.

SOURCE: U.S. Sentencing Commission, 2019 - 2023 Datafiles, USSCFY19 - USSCFY23.

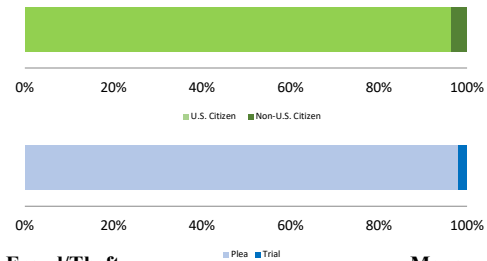
#### Number of Sentenced Individuals Over Time



#### Race and Gender



#### Citizenship, Guilty Pleas, and Trials



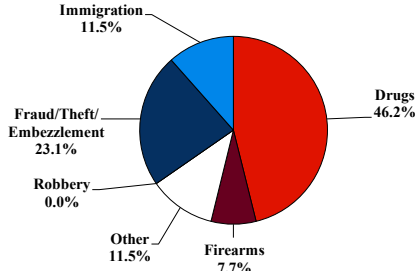
# District at a Glance

## District of Guam

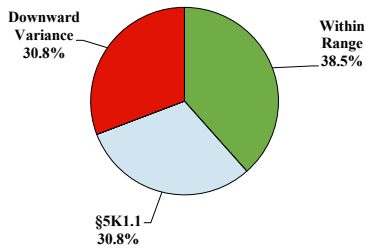
### Fiscal Year 2023



#### Type of Crime



#### Sentence Imposed Relative to the Guideline Range



#### SENTENCING INFORMATION BY TYPE OF CRIME

	TOTAL	Immigration	Drug Trafficking	Firearms	Fraud/Theft /Embezzle	Robbery	Child Porn	Money Laundering	All Other
<b>Total</b>	<b>26</b>	<b>3</b>	<b>12</b>	<b>2</b>	<b>6</b>	<b>0</b>	<b>1</b>	<b>2</b>	<b>0</b>
Mean Sentence (months)	37	0	54	--	25	--	--	--	--
Median Sentence (months)	30	0	44	--	27	--	--	--	--

#### IMPRISONMENT

<b>Total Receiving Imprisonment</b>	<b>20</b>	<b>0</b>	<b>10</b>	<b>2</b>	<b>6</b>	<b>0</b>	<b>0</b>	<b>2</b>	<b>0</b>
Prison Only	20	0	10	2	6	0	0	2	0
Up to 12 Months	3	0	1	0	2	0	0	0	0
13 to 60 Months	13	0	5	2	4	0	0	2	0
61 to 120 Months	2	0	2	0	0	0	0	0	0
Over 120 Months	2	0	2	0	0	0	0	0	0
Prison and Alternatives	0	0	0	0	0	0	0	0	0

#### PROBATION

<b>Total Receiving Probation</b>	<b>6</b>	<b>3</b>	<b>2</b>	<b>0</b>	<b>0</b>	<b>0</b>	<b>1</b>	<b>0</b>	<b>0</b>
Probation Only	6	3	2	0	0	0	1	0	0
Probation and Alternatives	0	0	0	0	0	0	0	0	0

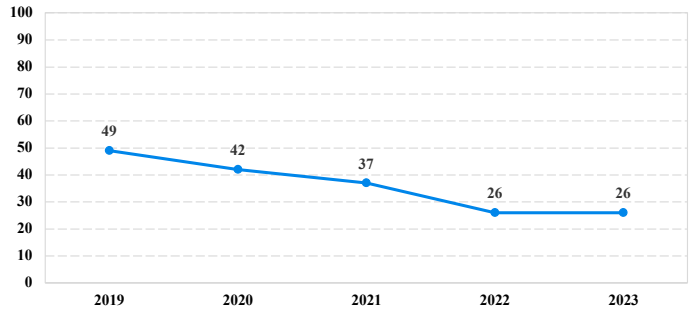
#### FINE ONLY

<b>Total</b>	<b>0</b>	<b>0</b>	<b>0</b>	<b>0</b>	<b>0</b>	<b>0</b>	<b>0</b>	<b>0</b>	<b>0</b>
--------------	----------	----------	----------	----------	----------	----------	----------	----------	----------

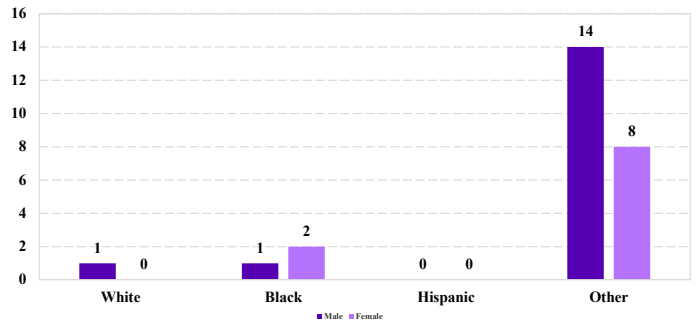
Cases with indeterminable sentence terms are excluded from the calculation of the Mean Sentence or Median Sentence category. Sentences greater than 470 months and probation were included in the sentence average computations as 470 months and zero months, respectively. Cases in the Total Receiving Imprisonment, Total Receiving Probation, and Fine Only categories total 100 percent of all cases. Cases missing information required for a specific analysis were excluded from that analysis. Descriptions of variables used in this analysis are provided in Appendix A.

SOURCE: U.S. Sentencing Commission, 2019 - 2023 Datafiles, USSCFY19 - USSCFY23.

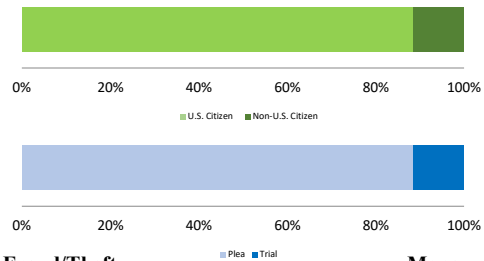
#### Number of Sentenced Individuals Over Time



#### Race and Gender



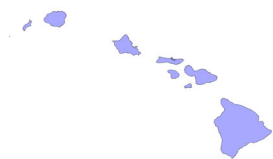
#### Citizenship, Guilty Pleas, and Trials



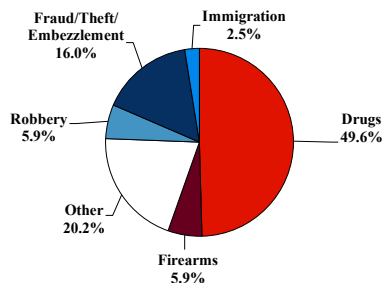
# District at a Glance

## District of Hawaii

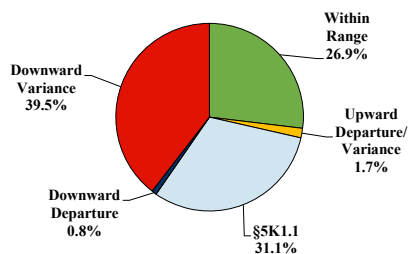
### Fiscal Year 2023



#### Type of Crime



#### Sentence Imposed Relative to the Guideline Range



#### SENTENCING INFORMATION BY TYPE OF CRIME

	TOTAL	Immigration	Drug Trafficking	Firearms	Fraud/Theft /Embezzle	Robbery	Child Porn	Money Laundering	All Other
<b>Total</b>	<b>119</b>	<b>3</b>	<b>59</b>	<b>7</b>	<b>19</b>	<b>7</b>	<b>0</b>	<b>2</b>	<b>22</b>
Mean Sentence (months)	59	6	70	27	40	84	--	--	57
Median Sentence (months)	48	8	60	24	13	78	--	--	46

#### IMPRISONMENT

<b>Total Receiving Imprisonment</b>	<b>111</b>	<b>2</b>	<b>59</b>	<b>7</b>	<b>13</b>	<b>7</b>	<b>0</b>	<b>2</b>	<b>21</b>
Prison Only	102	2	51	7	13	7	0	1	21
Up to 12 Months	12	2	5	1	2	0	0	0	2
13 to 60 Months	48	0	22	6	6	2	0	0	12
61 to 120 Months	32	0	19	0	3	4	0	1	5
Over 120 Months	10	0	5	0	2	1	0	0	2
Prison and Alternatives	9	0	8	0	0	0	0	1	0

#### PROBATION

<b>Total Receiving Probation</b>	<b>8</b>	<b>1</b>	<b>0</b>	<b>0</b>	<b>6</b>	<b>0</b>	<b>0</b>	<b>0</b>	<b>1</b>
Probation Only	8	1	0	0	6	0	0	0	1
Probation and Alternatives	0	0	0	0	0	0	0	0	0

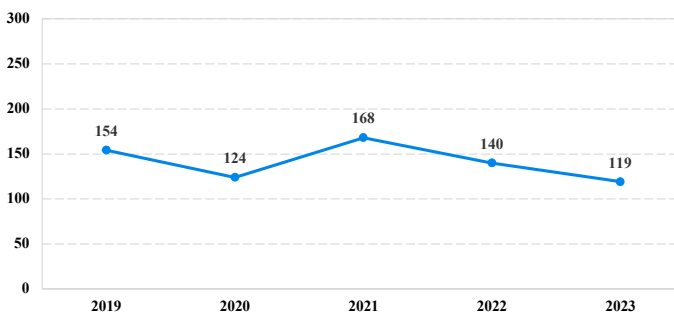
#### FINE ONLY

<b>Total</b>	<b>0</b>	<b>0</b>	<b>0</b>	<b>0</b>	<b>0</b>	<b>0</b>	<b>0</b>	<b>0</b>	<b>0</b>
--------------	----------	----------	----------	----------	----------	----------	----------	----------	----------

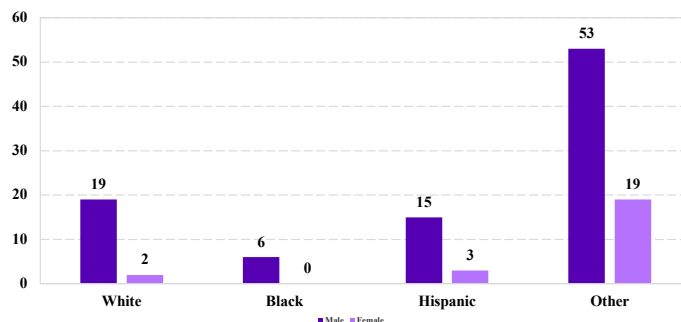
Cases with indeterminable sentence terms are excluded from the calculation of the Mean Sentence or Median Sentence category. Sentences greater than 470 months and probation were included in the sentence average computations as 470 months and zero months, respectively. Cases in the Total Receiving Imprisonment, Total Receiving Probation, and Fine Only categories total 100 percent of all cases. Cases missing information required for a specific analysis were excluded from that analysis. Descriptions of variables used in this analysis are provided in Appendix A.

SOURCE: U.S. Sentencing Commission, 2019 - 2023 Datafiles, USSCFY19 - USSCFY23.

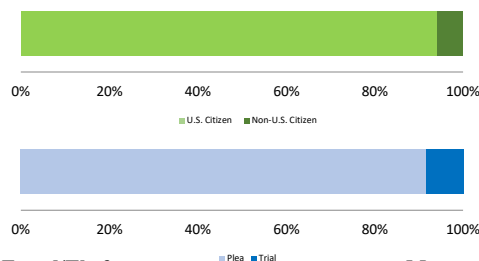
#### Number of Sentenced Individuals Over Time



#### Race and Gender



#### Citizenship, Guilty Pleas, and Trials

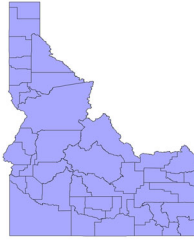




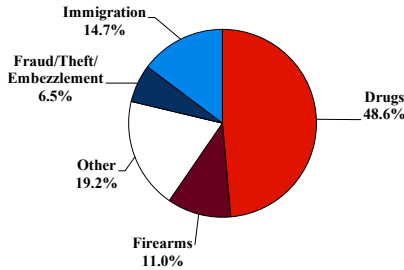
# District at a Glance

## District of Idaho

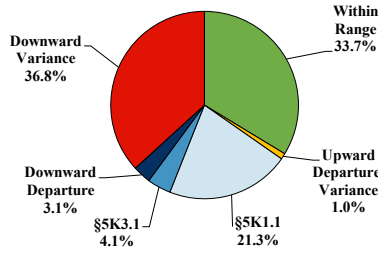
### Fiscal Year 2023



#### Type of Crime



#### Sentence Imposed Relative to the Guideline Range



#### SENTENCING INFORMATION BY TYPE OF CRIME

	TOTAL	Immigration	Drug Trafficking	Firearms	Fraud/Theft /Embezzle	Robbery	Child Porn	Money Laundering	All Other
<b>TOTAL</b>	<b>292</b>	<b>43</b>	<b>138</b>	<b>32</b>	<b>19</b>	<b>0</b>	<b>16</b>	<b>2</b>	<b>42</b>
Mean Sentence (months)	65	7	84	33	21	--	112	--	90
Median Sentence (months)	46	4	70	27	15	--	95	--	35

#### IMPRISONMENT

<b>Total Receiving Imprisonment</b>	<b>275</b>	<b>42</b>	<b>135</b>	<b>28</b>	<b>16</b>	<b>0</b>	<b>16</b>	<b>2</b>	<b>36</b>
Prison Only	271	42	134	28	15	0	16	2	34
Up to 12 Months	52	36	4	3	4	0	0	0	5
13 to 60 Months	106	6	51	21	10	0	3	1	14
61 to 120 Months	74	0	55	4	1	0	7	1	6
Over 120 Months	39	0	24	0	0	0	6	0	9
Prison and Alternatives	4	0	1	0	1	0	0	0	2

#### PROBATION

<b>Total Receiving Probation</b>	<b>17</b>	<b>1</b>	<b>3</b>	<b>4</b>	<b>3</b>	<b>0</b>	<b>0</b>	<b>0</b>	<b>6</b>
Probation Only	16	1	3	4	3	0	0	0	5
Probation and Alternatives	1	0	0	0	0	0	0	0	1

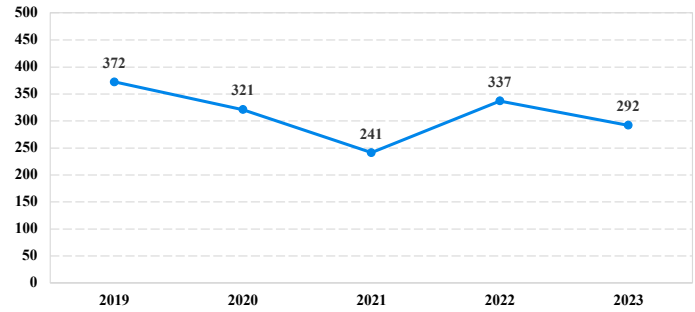
#### FINE ONLY

<b>0</b>	<b>0</b>	<b>0</b>	<b>0</b>	<b>0</b>	<b>0</b>	<b>0</b>	<b>0</b>	<b>0</b>	<b>0</b>
----------	----------	----------	----------	----------	----------	----------	----------	----------	----------

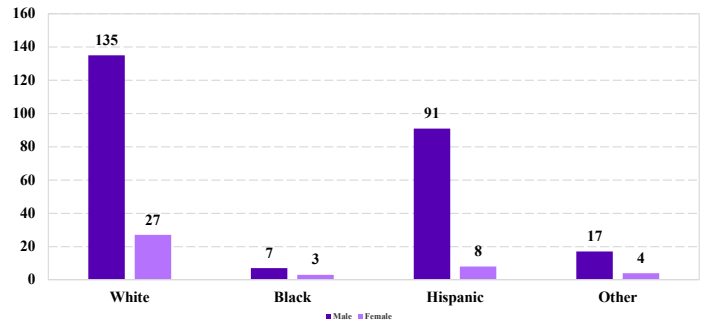
Cases with indeterminable sentence terms are excluded from the calculation of the Mean Sentence or Median Sentence category. Sentences greater than 470 months and probation were included in the sentence average computations as 470 months and zero months, respectively. Cases in the Total Receiving Imprisonment, Total Receiving Probation, and Fine Only categories total 100 percent of all cases. Cases missing information required for a specific analysis were excluded from that analysis. Descriptions of variables used in this analysis are provided in Appendix A.

SOURCE: U.S. Sentencing Commission, 2019 - 2023 Datafiles, USSCFY19 - USSCFY23.

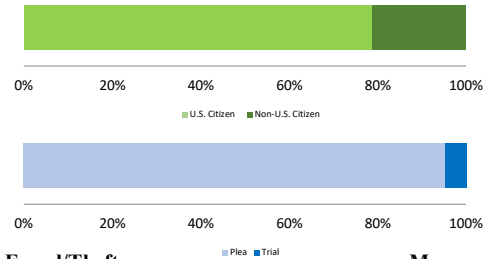
#### Number of Sentenced Individuals Over Time



#### Race and Gender



#### Citizenship, Guilty Pleas, and Trials



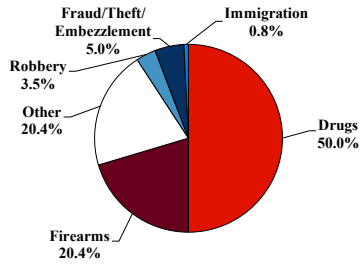
# District at a Glance

## Central District of Illinois

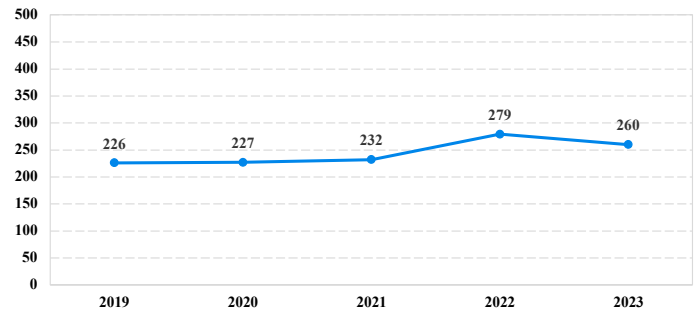
### Fiscal Year 2023



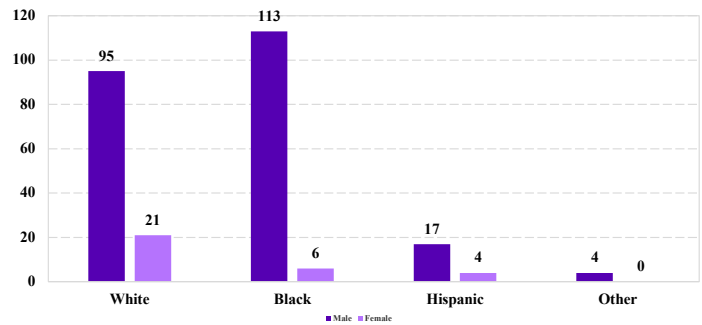
#### Type of Crime



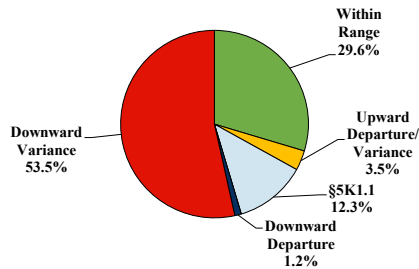
#### Number of Sentenced Individuals Over Time



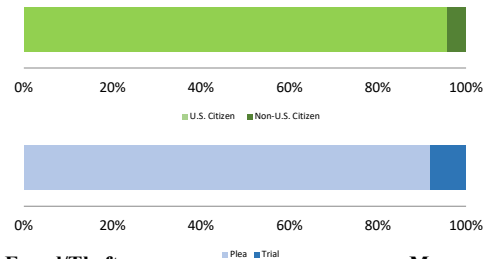
#### Race and Gender



#### Sentence Imposed Relative to the Guideline Range



#### Citizenship, Guilty Pleas, and Trials



#### SENTENCING INFORMATION BY TYPE OF CRIME

	TOTAL	Immigration	Drug Trafficking	Firearms	Fraud/Theft /Embezzle	Robbery	Child Porn	Money Laundering	All Other
<b>Total</b>	<b>260</b>	<b>2</b>	<b>130</b>	<b>53</b>	<b>13</b>	<b>9</b>	<b>17</b>	<b>1</b>	<b>35</b>
Mean Sentence (months)	102	--	115	66	29	149	111	--	122
Median Sentence (months)	91	--	120	46	12	144	88	--	120

#### IMPRISONMENT

	TOTAL	Immigration	Drug Trafficking	Firearms	Fraud/Theft /Embezzle	Robbery	Child Porn	Money Laundering	All Other
<b>Total Receiving Imprisonment</b>	<b>255</b>	<b>2</b>	<b>130</b>	<b>53</b>	<b>11</b>	<b>9</b>	<b>17</b>	<b>1</b>	<b>32</b>
Prison Only	254	2	130	52	11	9	17	1	32
Up to 12 Months	19	2	4	4	3	0	0	0	6
13 to 60 Months	78	0	33	29	7	1	4	0	4
61 to 120 Months	79	0	46	14	0	0	10	1	8
Over 120 Months	78	0	47	5	1	8	3	0	14
Prison and Alternatives	1	0	0	1	0	0	0	0	0

#### PROBATION

	TOTAL	Immigration	Drug Trafficking	Firearms	Fraud/Theft /Embezzle	Robbery	Child Porn	Money Laundering	All Other
<b>Total Receiving Probation</b>	<b>5</b>	<b>0</b>	<b>0</b>	<b>0</b>	<b>2</b>	<b>0</b>	<b>0</b>	<b>0</b>	<b>3</b>
Probation Only	5	0	0	0	2	0	0	0	3
Probation and Alternatives	0	0	0	0	0	0	0	0	0

#### FINE ONLY

	TOTAL	Immigration	Drug Trafficking	Firearms	Fraud/Theft /Embezzle	Robbery	Child Porn	Money Laundering	All Other
<b>Total</b>	<b>0</b>	<b>0</b>	<b>0</b>	<b>0</b>	<b>0</b>	<b>0</b>	<b>0</b>	<b>0</b>	<b>0</b>

Cases with indeterminable sentence terms are excluded from the calculation of the Mean Sentence or Median Sentence category. Sentences greater than 470 months and probation were included in the sentence average computations as 470 months and zero months, respectively. Cases in the Total Receiving Imprisonment, Total Receiving Probation, and Fine Only categories total 100 percent of all cases. Cases missing information required for a specific analysis were excluded from that analysis. Descriptions of variables used in this analysis are provided in Appendix A.

SOURCE: U.S. Sentencing Commission, 2019 - 2023 Datafiles, USSCFY19 - USSCFY23.

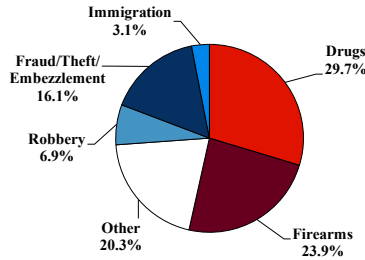
# District at a Glance

## Northern District of Illinois

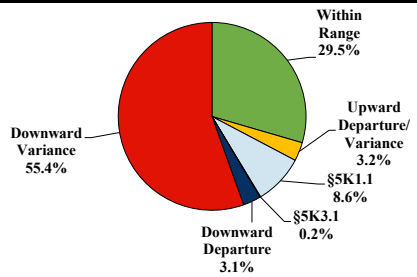
### Fiscal Year 2023



#### Type of Crime



#### Sentence Imposed Relative to the Guideline Range



#### SENTENCING INFORMATION BY TYPE OF CRIME

	TOTAL	Immigration	Drug Trafficking	Firearms	Fraud/Theft /Embezzle	Robbery	Child Porn	Money Laundering	All Other
<b>Total</b>	<b>620</b>	<b>19</b>	<b>184</b>	<b>148</b>	<b>100</b>	<b>43</b>	<b>14</b>	<b>25</b>	<b>87</b>
Mean Sentence (months)	59	21	63	48	21	85	114	46	108
Median Sentence (months)	42	18	51	42	9	78	110	20	60

#### IMPRISONMENT

<b>Total Receiving Imprisonment</b>	<b>564</b>	<b>16</b>	<b>180</b>	<b>138</b>	<b>78</b>	<b>43</b>	<b>14</b>	<b>21</b>	<b>74</b>
Prison Only	555	16	175	137	76	43	14	20	74
Up to 12 Months	74	2	17	8	28	1	1	5	12
13 to 60 Months	268	13	79	87	40	16	3	9	21
61 to 120 Months	151	1	59	40	7	19	4	5	16
Over 120 Months	62	0	20	2	1	7	6	1	25
Prison and Alternatives	9	0	5	1	2	0	0	1	0

#### PROBATION

<b>Total Receiving Probation</b>	<b>56</b>	<b>3</b>	<b>4</b>	<b>10</b>	<b>22</b>	<b>0</b>	<b>0</b>	<b>4</b>	<b>13</b>
Probation Only	45	3	3	5	19	0	0	3	12
Probation and Alternatives	11	0	1	5	3	0	0	1	1

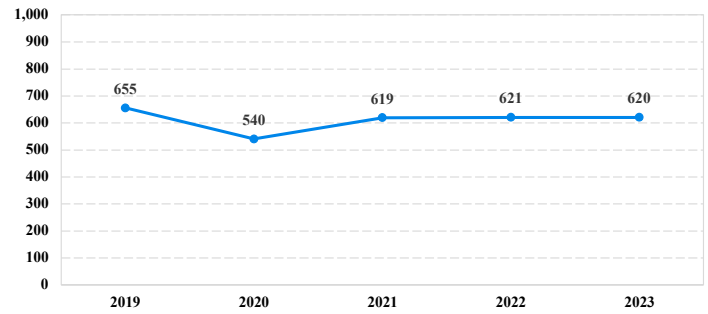
#### FINE ONLY

<b>Total</b>	<b>0</b>	<b>0</b>	<b>0</b>	<b>0</b>	<b>0</b>	<b>0</b>	<b>0</b>	<b>0</b>	<b>0</b>
--------------	----------	----------	----------	----------	----------	----------	----------	----------	----------

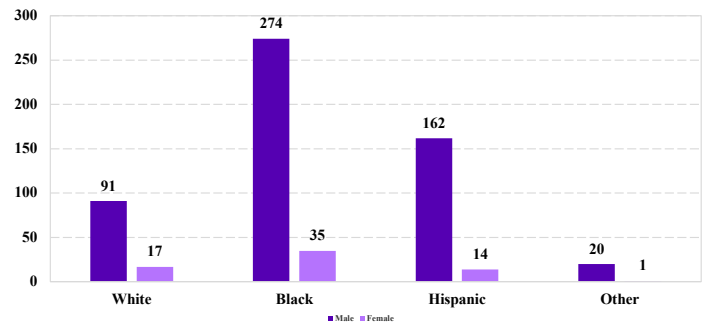
Cases with indeterminable sentence terms are excluded from the calculation of the Mean Sentence or Median Sentence category. Sentences greater than 470 months and probation were included in the sentence average computations as 470 months and zero months, respectively. Cases in the Total Receiving Imprisonment, Total Receiving Probation, and Fine Only categories total 100 percent of all cases. Cases missing information required for a specific analysis were excluded from that analysis. Descriptions of variables used in this analysis are provided in Appendix A.

SOURCE: U.S. Sentencing Commission, 2019 - 2023 Datafiles, USSCFY19 - USSCFY23.

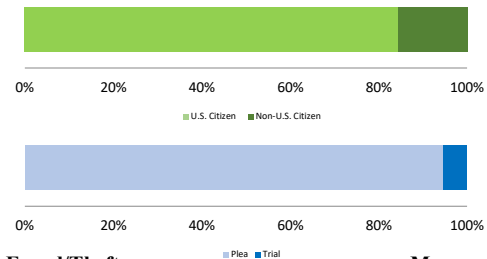
#### Number of Sentenced Individuals Over Time



#### Race and Gender



#### Citizenship, Guilty Pleas, and Trials



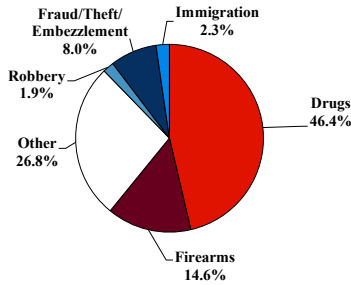
# District at a Glance

## Southern District of Illinois

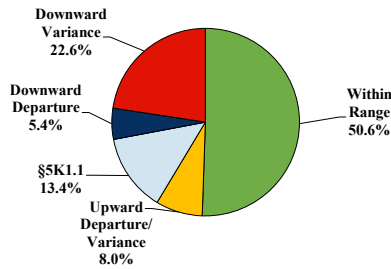
### Fiscal Year 2023



#### Type of Crime



#### Sentence Imposed Relative to the Guideline Range



#### SENTENCING INFORMATION BY TYPE OF CRIME

	TOTAL	Immigration	Drug Trafficking	Firearms	Fraud/Theft /Embezzle	Robbery	Child Porn	Money Laundering	All Other
<b>Total</b>	<b>261</b>	<b>6</b>	<b>121</b>	<b>38</b>	<b>21</b>	<b>5</b>	<b>11</b>	<b>9</b>	<b>50</b>
Mean Sentence (months)	108	10	108	66	16	145	125	133	181
Median Sentence (months)	84	10	100	59	12	127	144	120	120

#### IMPRISONMENT

<b>Total Receiving Imprisonment</b>	<b>239</b>	<b>6</b>	<b>116</b>	<b>36</b>	<b>13</b>	<b>5</b>	<b>10</b>	<b>6</b>	<b>47</b>
Prison Only	236	6	116	36	12	5	10	6	45
Up to 12 Months	9	3	3	1	2	0	0	0	0
13 to 60 Months	71	3	28	17	9	0	2	1	11
61 to 120 Months	72	0	39	15	1	1	2	1	13
Over 120 Months	84	0	46	3	0	4	6	4	21
Prison and Alternatives	3	0	0	0	1	0	0	0	2

#### PROBATION

<b>Total Receiving Probation</b>	<b>22</b>	<b>0</b>	<b>5</b>	<b>2</b>	<b>8</b>	<b>0</b>	<b>1</b>	<b>3</b>	<b>3</b>
Probation Only	21	0	4	2	8	0	1	3	3
Probation and Alternatives	1	0	1	0	0	0	0	0	0

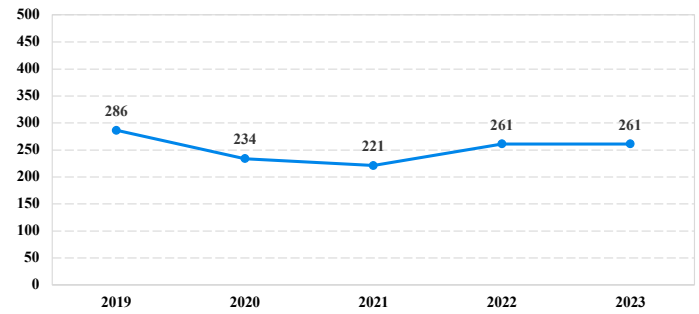
#### FINE ONLY

<b>Total</b>	<b>0</b>	<b>0</b>	<b>0</b>	<b>0</b>	<b>0</b>	<b>0</b>	<b>0</b>	<b>0</b>	<b>0</b>
--------------	----------	----------	----------	----------	----------	----------	----------	----------	----------

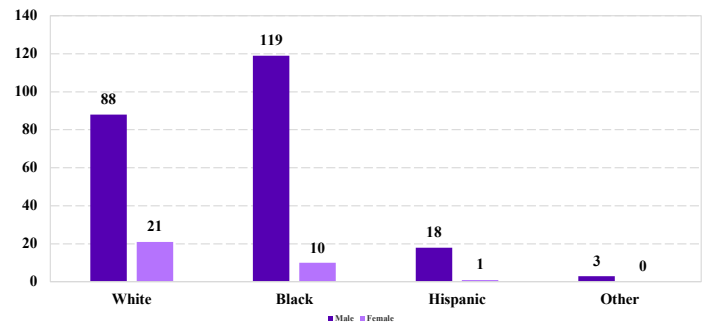
Cases with indeterminable sentence terms are excluded from the calculation of the Mean Sentence or Median Sentence category. Sentences greater than 470 months and probation were included in the sentence average computations as 470 months and zero months, respectively. Cases in the Total Receiving Imprisonment, Total Receiving Probation, and Fine Only categories total 100 percent of all cases. Cases missing information required for a specific analysis were excluded from that analysis. Descriptions of variables used in this analysis are provided in Appendix A.

SOURCE: U.S. Sentencing Commission, 2019 - 2023 Datafiles, USSCFY19 - USSCFY23.

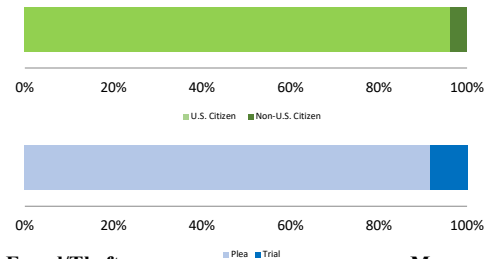
#### Number of Sentenced Individuals Over Time



#### Race and Gender



#### Citizenship, Guilty Pleas, and Trials



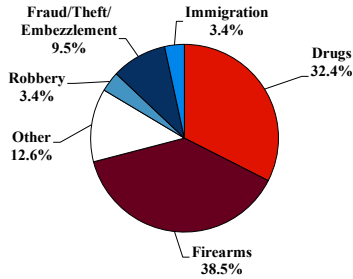
# District at a Glance

## Northern District of Indiana

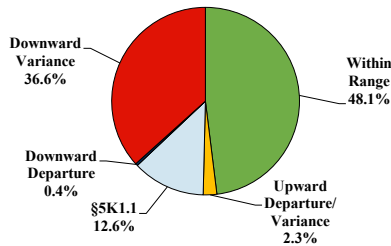
### Fiscal Year 2023



#### Type of Crime



#### Sentence Imposed Relative to the Guideline Range



#### SENTENCING INFORMATION BY TYPE OF CRIME

	TOTAL	Immigration	Drug Trafficking	Firearms	Fraud/Theft /Embezzle	Robbery	Child Porn	Money Laundering	All Other
<b>Total</b>	<b>262</b>	<b>9</b>	<b>85</b>	<b>101</b>	<b>25</b>	<b>9</b>	<b>11</b>	<b>0</b>	<b>22</b>
Mean Sentence (months)	83	15	109	53	22	148	133	--	166
Median Sentence (months)	55	9	108	36	21	140	108	--	140

#### IMPRISONMENT

<b>Total Receiving Imprisonment</b>	<b>233</b>	<b>9</b>	<b>78</b>	<b>86</b>	<b>20</b>	<b>9</b>	<b>11</b>	<b>0</b>	<b>20</b>
Prison Only	223	9	76	78	20	9	11	0	20
Up to 12 Months	16	5	2	6	1	0	0	0	2
13 to 60 Months	88	4	18	42	19	0	1	0	4
61 to 120 Months	57	0	23	23	0	4	6	0	1
Over 120 Months	62	0	33	7	0	5	4	0	13
Prison and Alternatives	10	0	2	8	0	0	0	0	0

#### PROBATION

<b>Total Receiving Probation</b>	<b>29</b>	<b>0</b>	<b>7</b>	<b>15</b>	<b>5</b>	<b>0</b>	<b>0</b>	<b>0</b>	<b>2</b>
Probation Only	20	0	6	10	2	0	0	0	2
Probation and Alternatives	9	0	1	5	3	0	0	0	0

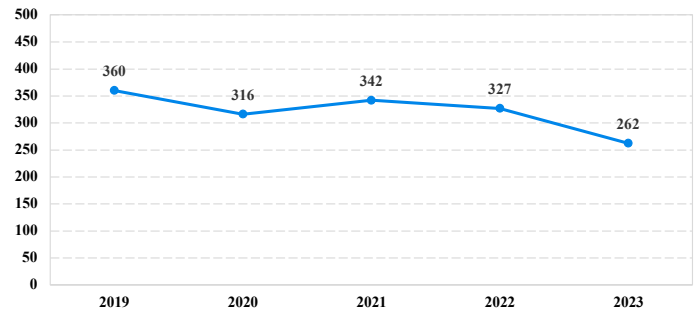
#### FINE ONLY

<b>Total</b>	<b>0</b>	<b>0</b>	<b>0</b>	<b>0</b>	<b>0</b>	<b>0</b>	<b>0</b>	<b>0</b>	<b>0</b>
--------------	----------	----------	----------	----------	----------	----------	----------	----------	----------

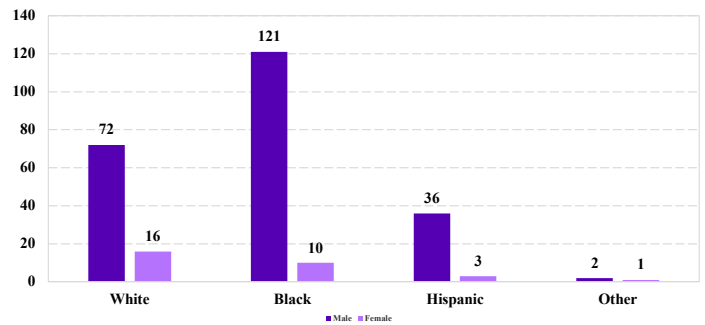
Cases with indeterminable sentence terms are excluded from the calculation of the Mean Sentence or Median Sentence category. Sentences greater than 470 months and probation were included in the sentence average computations as 470 months and zero months, respectively. Cases in the Total Receiving Imprisonment, Total Receiving Probation, and Fine Only categories total 100 percent of all cases. Cases missing information required for a specific analysis were excluded from that analysis. Descriptions of variables used in this analysis are provided in Appendix A.

SOURCE: U.S. Sentencing Commission, 2019 - 2023 Datafiles, USSCFY19 - USSCFY23.

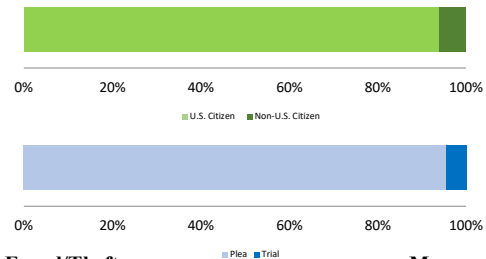
#### Number of Sentenced Individuals Over Time



#### Race and Gender



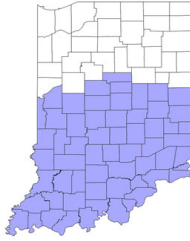
#### Citizenship, Guilty Pleas, and Trials



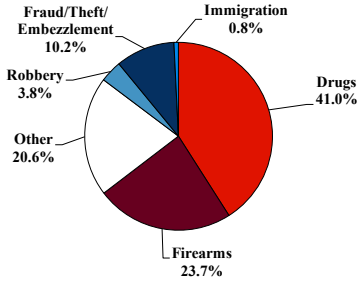
# District at a Glance

## Southern District of Indiana

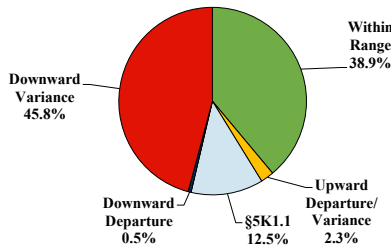
### Fiscal Year 2023



#### Type of Crime



#### Sentence Imposed Relative to the Guideline Range



#### SENTENCING INFORMATION BY TYPE OF CRIME

	TOTAL	Immigration	Drug Trafficking	Firearms	Fraud/Theft /Embezzle	Robbery	Child Porn	Money Laundering	All Other
<b>Total</b>	<b>393</b>	<b>3</b>	<b>161</b>	<b>93</b>	<b>40</b>	<b>15</b>	<b>32</b>	<b>12</b>	<b>37</b>
Mean Sentence (months)	108	62	127	62	28	142	163	74	181
Median Sentence (months)	87	46	120	50	24	119	151	51	180

#### IMPRISONMENT

<b>Total Receiving Imprisonment</b>	<b>375</b>	<b>3</b>	<b>160</b>	<b>86</b>	<b>34</b>	<b>15</b>	<b>32</b>	<b>11</b>	<b>34</b>
Prison Only	372	3	158	86	33	15	32	11	34
Up to 12 Months	27	0	7	9	7	0	0	1	3
13 to 60 Months	116	2	29	42	21	3	4	4	11
61 to 120 Months	96	1	50	22	5	6	8	3	1
Over 120 Months	133	0	72	13	0	6	20	3	19
Prison and Alternatives	3	0	2	0	1	0	0	0	0

#### PROBATION

<b>Total Receiving Probation</b>	<b>17</b>	<b>0</b>	<b>1</b>	<b>7</b>	<b>6</b>	<b>0</b>	<b>0</b>	<b>1</b>	<b>2</b>
Probation Only	16	0	1	7	6	0	0	1	1
Probation and Alternatives	1	0	0	0	0	0	0	0	1

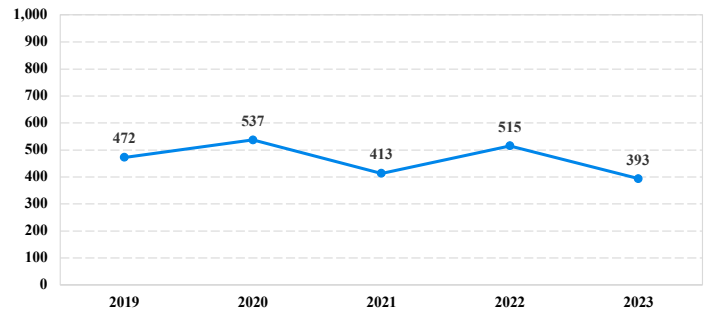
#### FINE ONLY

<b>Total</b>	<b>1</b>	<b>0</b>	<b>0</b>	<b>0</b>	<b>0</b>	<b>0</b>	<b>0</b>	<b>0</b>	<b>1</b>
--------------	----------	----------	----------	----------	----------	----------	----------	----------	----------

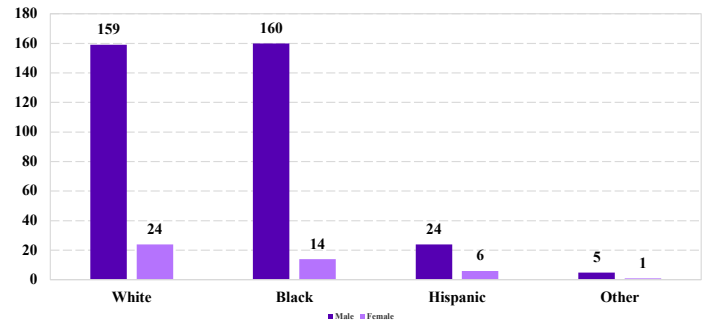
Cases with indeterminable sentence terms are excluded from the calculation of the Mean Sentence or Median Sentence category. Sentences greater than 470 months and probation were included in the sentence average computations as 470 months and zero months, respectively. Cases in the Total Receiving Imprisonment, Total Receiving Probation, and Fine Only categories total 100 percent of all cases. Cases missing information required for a specific analysis were excluded from that analysis. Descriptions of variables used in this analysis are provided in Appendix A.

SOURCE: U.S. Sentencing Commission, 2019 - 2023 Datafiles, USSCFY19 - USSCFY23.

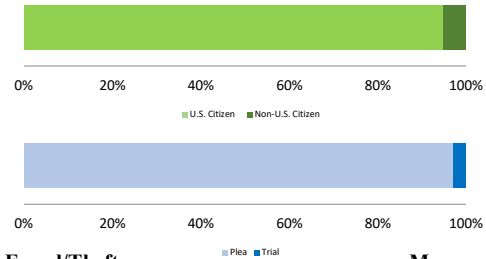
#### Number of Sentenced Individuals Over Time



#### Race and Gender



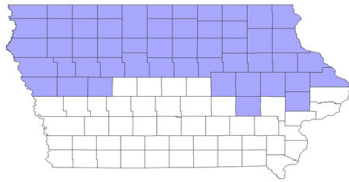
#### Citizenship, Guilty Pleas, and Trials



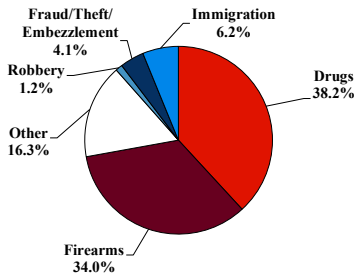
# District at a Glance

## Northern District of Iowa

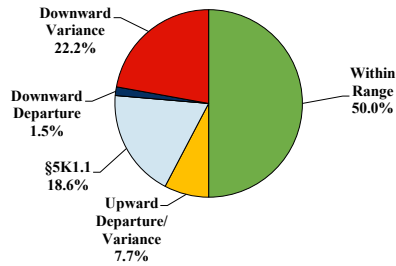
### Fiscal Year 2023



#### Type of Crime



#### Sentence Imposed Relative to the Guideline Range



#### SENTENCING INFORMATION BY TYPE OF CRIME

	TOTAL	Immigration	Drug Trafficking	Firearms	Fraud/Theft /Embezzle	Robbery	Child Porn	Money Laundering	All Other
<b>Total</b>	<b>338</b>	<b>21</b>	<b>129</b>	<b>115</b>	<b>14</b>	<b>4</b>	<b>12</b>	<b>0</b>	<b>43</b>
Mean Sentence (months)	89	14	137	57	21	99	123	--	74
Median Sentence (months)	63	4	120	51	14	90	114	--	24

#### IMPRISONMENT

<b>Total Receiving Imprisonment</b>	<b>327</b>	<b>21</b>	<b>128</b>	<b>112</b>	<b>13</b>	<b>4</b>	<b>12</b>	<b>0</b>	<b>37</b>
Prison Only	326	21	128	112	13	4	12	0	36
Up to 12 Months	36	15	0	9	5	0	0	0	7
13 to 60 Months	117	4	29	58	7	1	1	0	17
61 to 120 Months	91	2	35	41	1	2	6	0	4
Over 120 Months	82	0	64	4	0	1	5	0	8
Prison and Alternatives	1	0	0	0	0	0	0	0	1

#### PROBATION

<b>Total Receiving Probation</b>	<b>11</b>	<b>0</b>	<b>1</b>	<b>3</b>	<b>1</b>	<b>0</b>	<b>0</b>	<b>0</b>	<b>6</b>
Probation Only	11	0	1	3	1	0	0	0	6
Probation and Alternatives	0	0	0	0	0	0	0	0	0

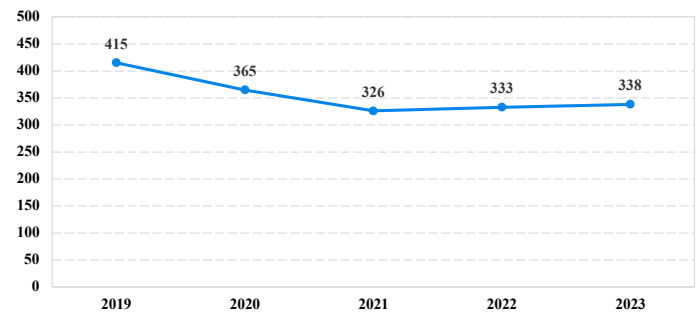
#### FINE ONLY

<b>Total</b>	<b>0</b>	<b>0</b>	<b>0</b>	<b>0</b>	<b>0</b>	<b>0</b>	<b>0</b>	<b>0</b>	<b>0</b>
--------------	----------	----------	----------	----------	----------	----------	----------	----------	----------

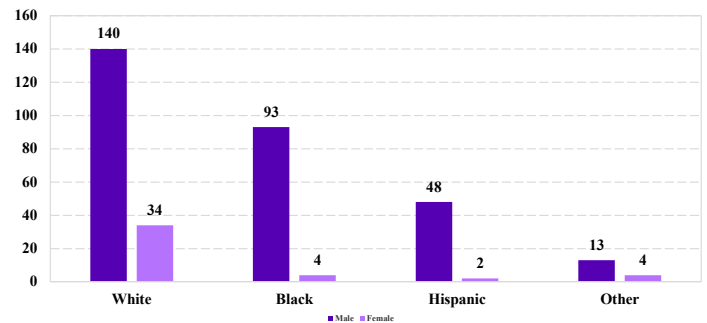
Cases with indeterminable sentence terms are excluded from the calculation of the Mean Sentence or Median Sentence category. Sentences greater than 470 months and probation were included in the sentence average computations as 470 months and zero months, respectively. Cases in the Total Receiving Imprisonment, Total Receiving Probation, and Fine Only categories total 100 percent of all cases. Cases missing information required for a specific analysis were excluded from that analysis. Descriptions of variables used in this analysis are provided in Appendix A.

SOURCE: U.S. Sentencing Commission, 2019 - 2023 Datafiles, USSCFY19 - USSCFY23.

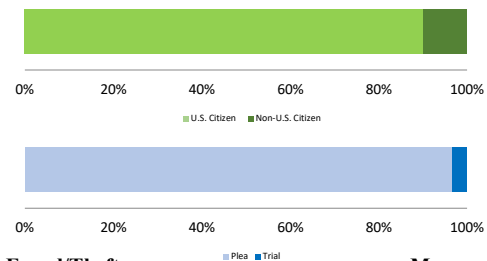
#### Number of Sentenced Individuals Over Time



#### Race and Gender



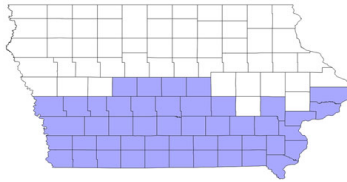
#### Citizenship, Guilty Pleas, and Trials



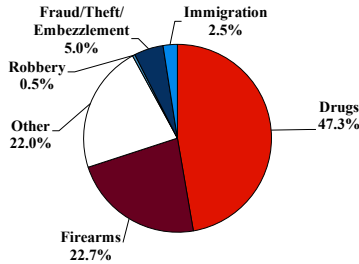
# District at a Glance

## Southern District of Iowa

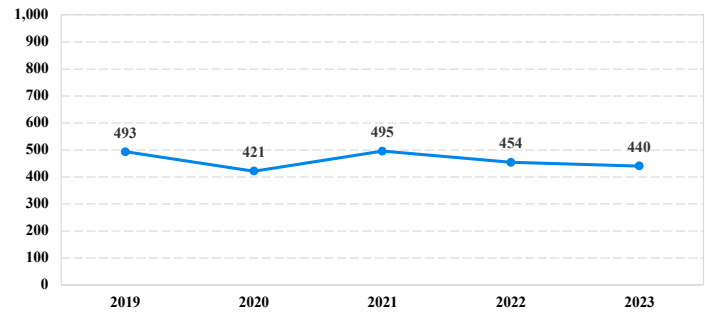
### Fiscal Year 2023



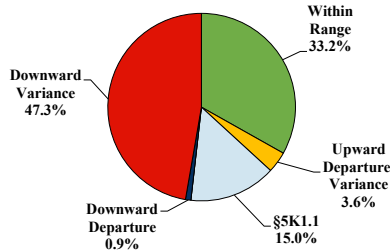
#### Type of Crime



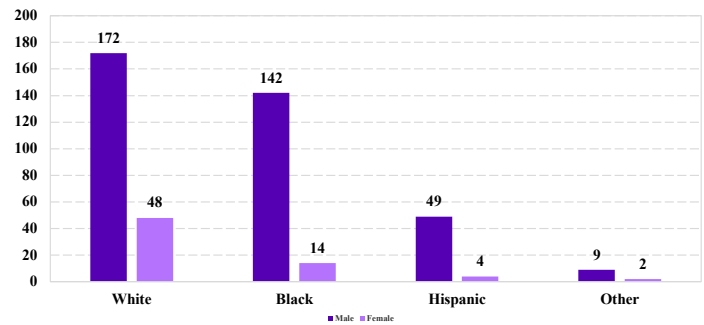
#### Number of Sentenced Individuals Over Time



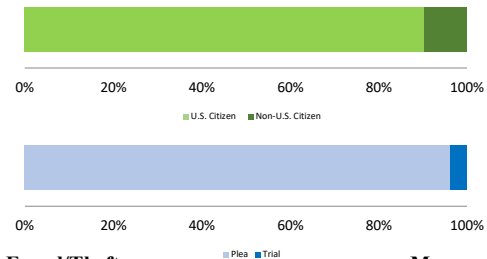
#### Sentence Imposed Relative to the Guideline Range



#### Race and Gender



#### Citizenship, Guilty Pleas, and Trials



#### SENTENCING INFORMATION BY TYPE OF CRIME

	TOTAL	Immigration	Drug Trafficking	Firearms	Fraud/Theft /Embezzle	Robbery	Child Porn	Money Laundering	All Other
<b>Total</b>	<b>440</b>	<b>11</b>	<b>208</b>	<b>100</b>	<b>22</b>	<b>2</b>	<b>24</b>	<b>2</b>	<b>71</b>
Mean Sentence (months)	115	16	149	62	17	--	149	--	127
Median Sentence (months)	90	12	144	59	14	--	121	--	48

#### IMPRISONMENT

<b>Total Receiving Imprisonment</b>	<b>418</b>	<b>11</b>	<b>206</b>	<b>94</b>	<b>15</b>	<b>2</b>	<b>24</b>	<b>2</b>	<b>64</b>
Prison Only	412	11	203	93	14	2	24	2	63
Up to 12 Months	23	5	6	1	2	0	0	0	9
13 to 60 Months	127	6	35	50	11	1	2	1	21
61 to 120 Months	104	0	45	39	1	1	10	0	8
Over 120 Months	158	0	117	3	0	0	12	1	25
Prison and Alternatives	6	0	3	1	1	0	0	0	1

#### PROBATION

<b>Total Receiving Probation</b>	<b>22</b>	<b>0</b>	<b>2</b>	<b>6</b>	<b>7</b>	<b>0</b>	<b>0</b>	<b>0</b>	<b>7</b>
Probation Only	21	0	2	6	6	0	0	0	7
Probation and Alternatives	1	0	0	0	1	0	0	0	0

#### FINE ONLY

<b>Total</b>	<b>0</b>	<b>0</b>	<b>0</b>	<b>0</b>	<b>0</b>	<b>0</b>	<b>0</b>	<b>0</b>	<b>0</b>
--------------	----------	----------	----------	----------	----------	----------	----------	----------	----------

Cases with indeterminable sentence terms are excluded from the calculation of the Mean Sentence or Median Sentence category. Sentences greater than 470 months and probation were included in the sentence average computations as 470 months and zero months, respectively. Cases in the Total Receiving Imprisonment, Total Receiving Probation, and Fine Only categories total 100 percent of all cases. Cases missing information required for a specific analysis were excluded from that analysis. Descriptions of variables used in this analysis are provided in Appendix A.

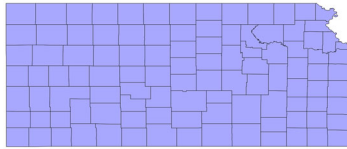
SOURCE: U.S. Sentencing Commission, 2019 - 2023 Datafiles, USSCFY19 - USSCFY23.



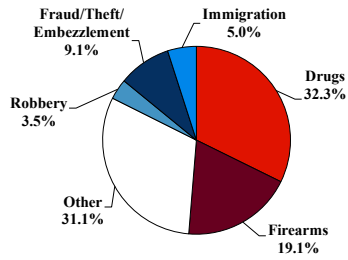
# District at a Glance

## District of Kansas

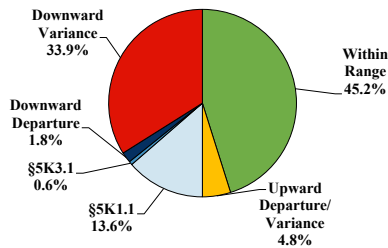
### Fiscal Year 2023



#### Type of Crime



#### Sentence Imposed Relative to the Guideline Range



#### SENTENCING INFORMATION BY TYPE OF CRIME

	TOTAL	Immigration	Drug Trafficking	Firearms	Fraud/Theft /Embezzle	Robbery	Child Porn	Money Laundering	All Other
<b>Total</b>	<b>341</b>	<b>17</b>	<b>109</b>	<b>65</b>	<b>31</b>	<b>12</b>	<b>15</b>	<b>7</b>	<b>85</b>
Mean Sentence (months)	64	12	84	44	12	72	126	29	75
Median Sentence (months)	42	11	72	40	6	71	108	27	13

#### IMPRISONMENT

<b>Total Receiving Imprisonment</b>	<b>295</b>	<b>17</b>	<b>105</b>	<b>61</b>	<b>19</b>	<b>12</b>	<b>15</b>	<b>5</b>	<b>61</b>
Prison Only	289	17	103	61	17	12	15	4	60
Up to 12 Months	35	9	3	2	6	0	0	0	15
13 to 60 Months	142	8	39	49	11	4	2	4	25
61 to 120 Months	67	0	41	9	0	8	7	0	2
Over 120 Months	45	0	20	1	0	0	6	0	18
Prison and Alternatives	6	0	2	0	2	0	0	1	1

#### PROBATION

<b>Total Receiving Probation</b>	<b>34</b>	<b>0</b>	<b>4</b>	<b>4</b>	<b>9</b>	<b>0</b>	<b>0</b>	<b>2</b>	<b>15</b>
Probation Only	29	0	4	4	8	0	0	2	11
Probation and Alternatives	5	0	0	0	1	0	0	0	4

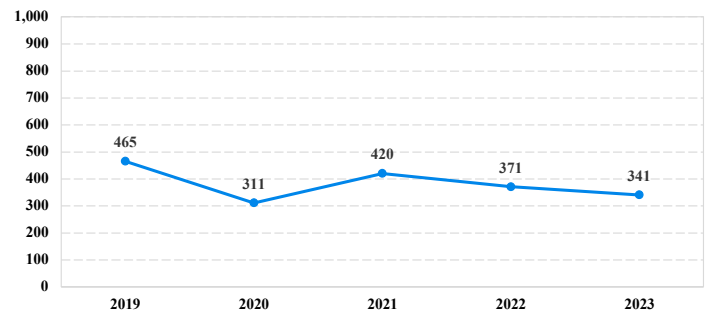
#### FINE ONLY

<b>Total</b>	<b>12</b>	<b>0</b>	<b>0</b>	<b>0</b>	<b>3</b>	<b>0</b>	<b>0</b>	<b>0</b>	<b>9</b>
--------------	-----------	----------	----------	----------	----------	----------	----------	----------	----------

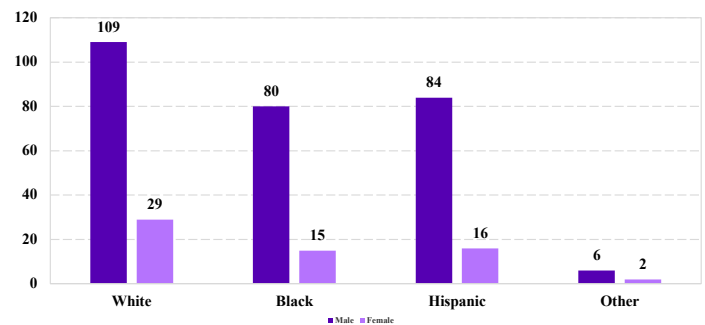
Cases with indeterminable sentence terms are excluded from the calculation of the Mean Sentence or Median Sentence category. Sentences greater than 470 months and probation were included in the sentence average computations as 470 months and zero months, respectively. Cases in the Total Receiving Imprisonment, Total Receiving Probation, and Fine Only categories total 100 percent of all cases. Cases missing information required for a specific analysis were excluded from that analysis. Descriptions of variables used in this analysis are provided in Appendix A.

SOURCE: U.S. Sentencing Commission, 2019 - 2023 Datafiles, USSCFY19 - USSCFY23.

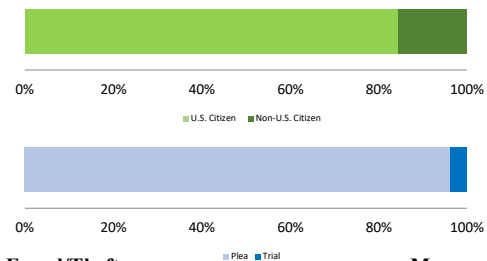
#### Number of Sentenced Individuals Over Time



#### Race and Gender



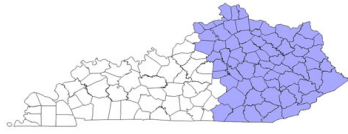
#### Citizenship, Guilty Pleas, and Trials



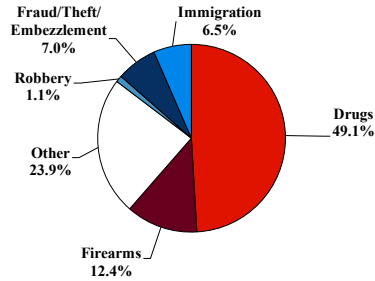
# District at a Glance

## Eastern District of Kentucky

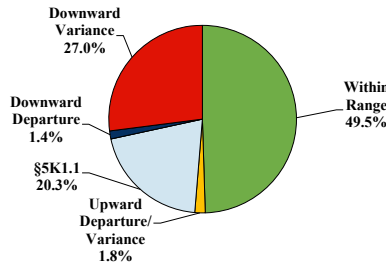
### Fiscal Year 2023



#### Type of Crime



#### Sentence Imposed Relative to the Guideline Range



#### SENTENCING INFORMATION BY TYPE OF CRIME

	TOTAL	Immigration	Drug Trafficking	Firearms	Fraud/Theft /Embezzle	Robbery	Child Porn	Money Laundering	All Other
<b>Total</b>	<b>444</b>	<b>29</b>	<b>218</b>	<b>55</b>	<b>31</b>	<b>5</b>	<b>7</b>	<b>33</b>	<b>66</b>
Mean Sentence (months)	108	16	123	69	23	108	172	111	162
Median Sentence (months)	78	12	108	60	18	80	180	78	71

#### IMPRISONMENT

<b>Total Receiving Imprisonment</b>	<b>430</b>	<b>29</b>	<b>216</b>	<b>54</b>	<b>26</b>	<b>5</b>	<b>7</b>	<b>32</b>	<b>61</b>
Prison Only	420	29	212	54	23	5	7	32	58
Up to 12 Months	36	15	6	1	6	0	0	0	8
13 to 60 Months	122	12	42	28	16	0	0	8	16
61 to 120 Months	135	2	84	21	1	3	1	17	6
Over 120 Months	127	0	80	4	0	2	6	7	28
Prison and Alternatives	10	0	4	0	3	0	0	0	3

#### PROBATION

<b>Total Receiving Probation</b>	<b>14</b>	<b>0</b>	<b>2</b>	<b>1</b>	<b>5</b>	<b>0</b>	<b>0</b>	<b>1</b>	<b>5</b>
Probation Only	8	0	2	0	3	0	0	1	2
Probation and Alternatives	6	0	0	1	2	0	0	0	3

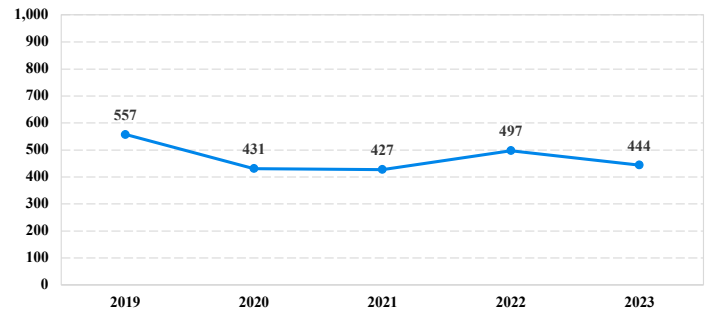
#### FINE ONLY

<b>Total</b>	<b>0</b>	<b>0</b>	<b>0</b>	<b>0</b>	<b>0</b>	<b>0</b>	<b>0</b>	<b>0</b>	<b>0</b>
--------------	----------	----------	----------	----------	----------	----------	----------	----------	----------

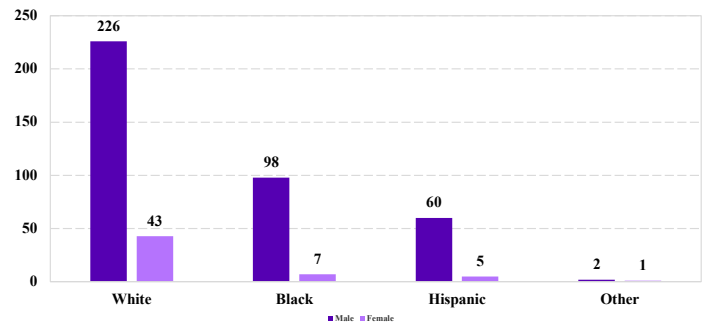
Cases with indeterminable sentence terms are excluded from the calculation of the Mean Sentence or Median Sentence category. Sentences greater than 470 months and probation were included in the sentence average computations as 470 months and zero months, respectively. Cases in the Total Receiving Imprisonment, Total Receiving Probation, and Fine Only categories total 100 percent of all cases. Cases missing information required for a specific analysis were excluded from that analysis. Descriptions of variables used in this analysis are provided in Appendix A.

SOURCE: U.S. Sentencing Commission, 2019 - 2023 Datafiles, USSCFY19 - USSCFY23.

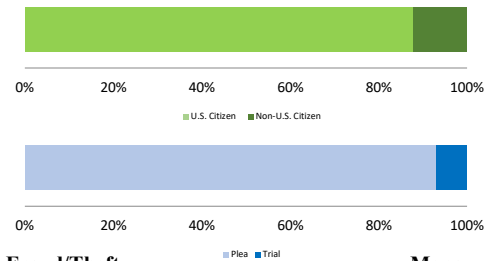
#### Number of Sentenced Individuals Over Time



#### Race and Gender



#### Citizenship, Guilty Pleas, and Trials



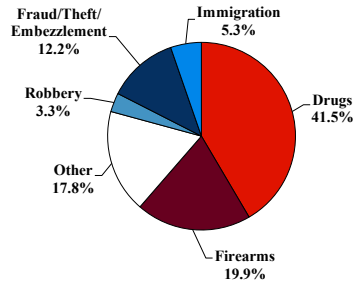
# District at a Glance

## Western District of Kentucky

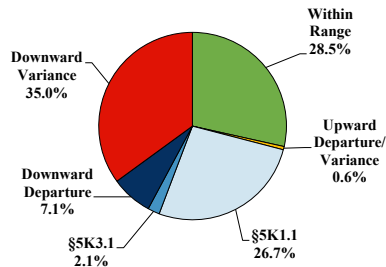
### Fiscal Year 2023



#### Type of Crime



#### Sentence Imposed Relative to the Guideline Range



#### SENTENCING INFORMATION BY TYPE OF CRIME

	TOTAL	Immigration	Drug Trafficking	Firearms	Fraud/Theft /Embezzle	Robbery	Child Porn	Money Laundering	All Other
<b>Total</b>	<b>337</b>	<b>18</b>	<b>137</b>	<b>67</b>	<b>41</b>	<b>11</b>	<b>8</b>	<b>5</b>	<b>50</b>
Mean Sentence (months)	73	10	98	53	17	136	106	51	83
Median Sentence (months)	48	7	100	40	12	100	108	37	15

#### IMPRISONMENT

	TOTAL	Immigration	Drug Trafficking	Firearms	Fraud/Theft /Embezzle	Robbery	Child Porn	Money Laundering	All Other
<b>Total Receiving Imprisonment</b>	<b>298</b>	<b>18</b>	<b>135</b>	<b>59</b>	<b>29</b>	<b>11</b>	<b>8</b>	<b>5</b>	<b>33</b>
Prison Only	294	18	134	58	27	11	8	5	33
Up to 12 Months	36	12	6	6	5	0	0	0	7
13 to 60 Months	113	6	35	33	21	3	1	3	11
61 to 120 Months	87	0	58	11	1	4	5	2	6
Over 120 Months	58	0	35	8	0	4	2	0	9
Prison and Alternatives	4	0	1	1	2	0	0	0	0

#### PROBATION

	TOTAL	Immigration	Drug Trafficking	Firearms	Fraud/Theft /Embezzle	Robbery	Child Porn	Money Laundering	All Other
<b>Total Receiving Probation</b>	<b>32</b>	<b>0</b>	<b>2</b>	<b>8</b>	<b>8</b>	<b>0</b>	<b>0</b>	<b>0</b>	<b>14</b>
Probation Only	25	0	2	6	7	0	0	0	10
Probation and Alternatives	7	0	0	2	1	0	0	0	4

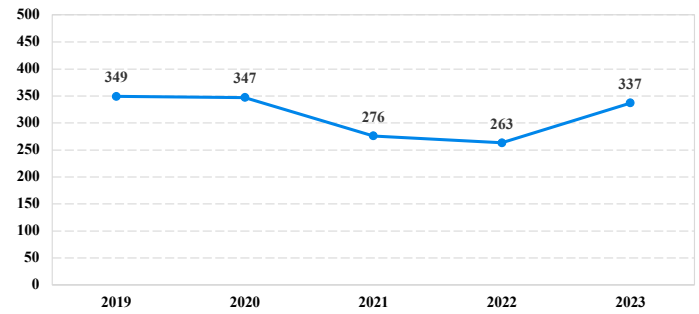
#### FINE ONLY

	TOTAL	Immigration	Drug Trafficking	Firearms	Fraud/Theft /Embezzle	Robbery	Child Porn	Money Laundering	All Other
	<b>7</b>	<b>0</b>	<b>0</b>	<b>0</b>	<b>4</b>	<b>0</b>	<b>0</b>	<b>0</b>	<b>3</b>

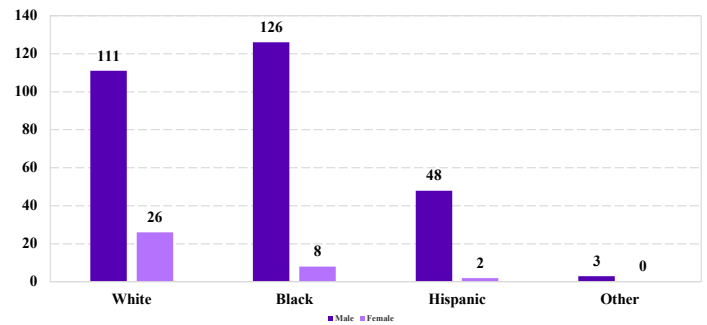
Cases with indeterminable sentence terms are excluded from the calculation of the Mean Sentence or Median Sentence category. Sentences greater than 470 months and probation were included in the sentence average computations as 470 months and zero months, respectively. Cases in the Total Receiving Imprisonment, Total Receiving Probation, and Fine Only categories total 100 percent of all cases. Cases missing information required for a specific analysis were excluded from that analysis. Descriptions of variables used in this analysis are provided in Appendix A.

SOURCE: U.S. Sentencing Commission, 2019 - 2023 Datafiles, USSCFY19 - USSCFY23.

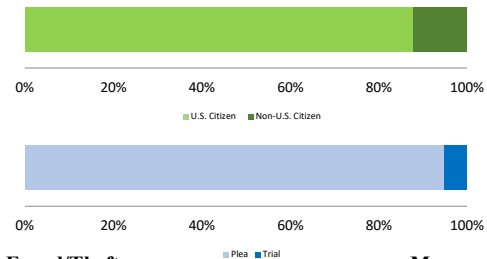
#### Number of Sentenced Individuals Over Time



#### Race and Gender



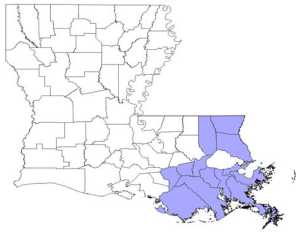
#### Citizenship, Guilty Pleas, and Trials



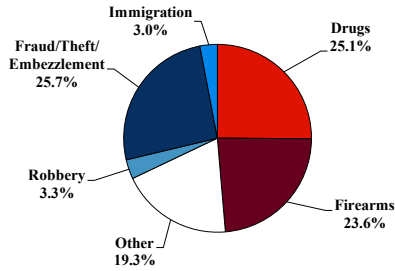
# District at a Glance

## Eastern District of Louisiana

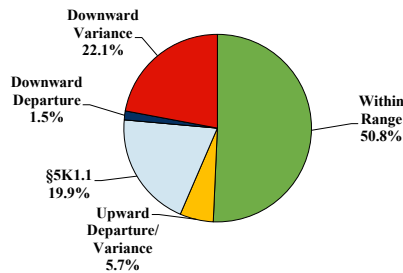
### Fiscal Year 2023



#### Type of Crime



#### Sentence Imposed Relative to the Guideline Range



#### SENTENCING INFORMATION BY TYPE OF CRIME

	TOTAL	Immigration	Drug Trafficking	Firearms	Fraud/Theft /Embezzle	Robbery	Child Porn	Money Laundering	All Other
<b>Total</b>	<b>331</b>	<b>10</b>	<b>83</b>	<b>78</b>	<b>85</b>	<b>11</b>	<b>3</b>	<b>2</b>	<b>59</b>
Mean Sentence (months)	76	10	93	81	14	233	69	--	120
Median Sentence (months)	42	10	87	70	0	168	60	--	24

#### IMPRISONMENT

<b>Total Receiving Imprisonment</b>	<b>260</b>	<b>9</b>	<b>82</b>	<b>77</b>	<b>36</b>	<b>11</b>	<b>3</b>	<b>2</b>	<b>40</b>
Prison Only	257	9	82	77	35	11	3	2	38
Up to 12 Months	23	6	4	3	6	0	0	0	4
13 to 60 Months	101	3	25	32	27	0	2	1	11
61 to 120 Months	69	0	30	30	1	2	1	1	4
Over 120 Months	64	0	23	12	1	9	0	0	19
Prison and Alternatives	3	0	0	0	1	0	0	0	2

#### PROBATION

<b>Total Receiving Probation</b>	<b>71</b>	<b>1</b>	<b>1</b>	<b>1</b>	<b>49</b>	<b>0</b>	<b>0</b>	<b>0</b>	<b>19</b>
Probation Only	66	0	0	0	47	0	0	0	19
Probation and Alternatives	5	1	1	1	2	0	0	0	0

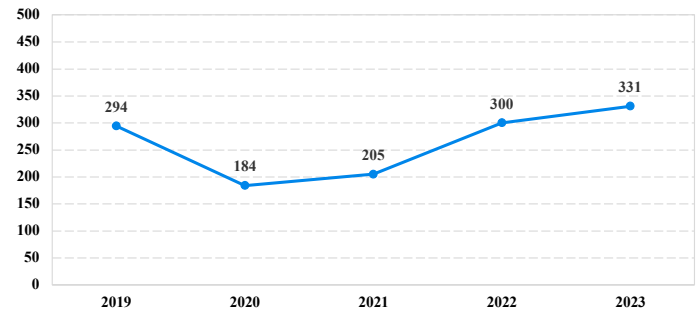
#### FINE ONLY

<b>Total</b>	<b>0</b>	<b>0</b>	<b>0</b>	<b>0</b>	<b>0</b>	<b>0</b>	<b>0</b>	<b>0</b>	<b>0</b>
--------------	----------	----------	----------	----------	----------	----------	----------	----------	----------

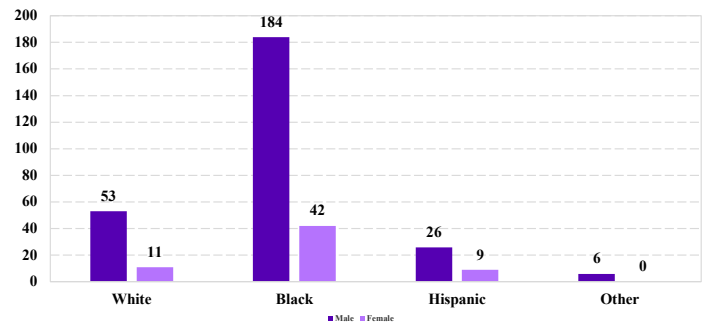
Cases with indeterminable sentence terms are excluded from the calculation of the Mean Sentence or Median Sentence category. Sentences greater than 470 months and probation were included in the sentence average computations as 470 months and zero months, respectively. Cases in the Total Receiving Imprisonment, Total Receiving Probation, and Fine Only categories total 100 percent of all cases. Cases missing information required for a specific analysis were excluded from that analysis. Descriptions of variables used in this analysis are provided in Appendix A.

SOURCE: U.S. Sentencing Commission, 2019 - 2023 Datafiles, USSCFY19 - USSCFY23.

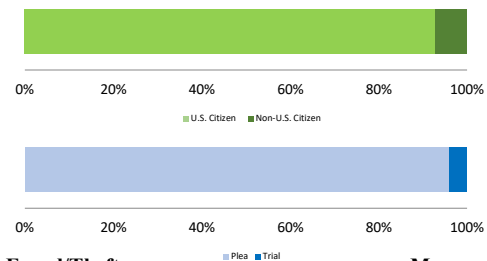
#### Number of Sentenced Individuals Over Time



#### Race and Gender



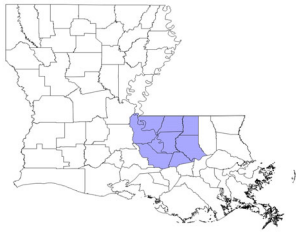
#### Citizenship, Guilty Pleas, and Trials



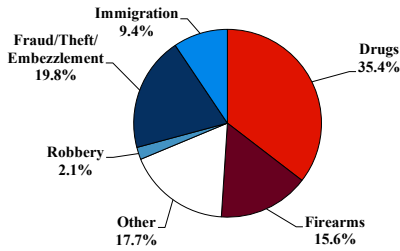
# District at a Glance

## Middle District of Louisiana

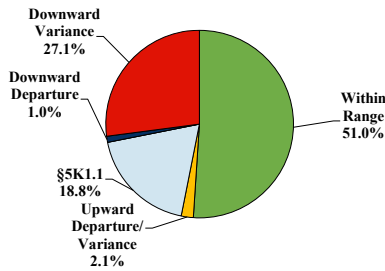
### Fiscal Year 2023



#### Type of Crime



#### Sentence Imposed Relative to the Guideline Range



#### SENTENCING INFORMATION BY TYPE OF CRIME

	TOTAL	Immigration	Drug Trafficking	Firearms	Fraud/Theft /Embezzle	Robbery	Child Porn	Money Laundering	All Other
<b>TOTAL</b>	<b>96</b>	<b>9</b>	<b>34</b>	<b>15</b>	<b>19</b>	<b>2</b>	<b>2</b>	<b>1</b>	<b>14</b>
Mean Sentence (months)	72	11	101	57	46	--	--	--	49
Median Sentence (months)	47	8	90	38	36	--	--	--	24

#### IMPRISONMENT

<b>Total Receiving Imprisonment</b>	<b>91</b>	<b>9</b>	<b>34</b>	<b>15</b>	<b>17</b>	<b>2</b>	<b>2</b>	<b>1</b>	<b>11</b>
Prison Only	91	9	34	15	17	2	2	1	11
Up to 12 Months	10	6	1	0	2	0	0	0	1
13 to 60 Months	46	3	12	12	10	1	0	0	8
61 to 120 Months	16	0	10	2	3	0	1	0	0
Over 120 Months	19	0	11	1	2	1	1	1	2
Prison and Alternatives	0	0	0	0	0	0	0	0	0

#### PROBATION

<b>Total Receiving Probation</b>	<b>5</b>	<b>0</b>	<b>0</b>	<b>0</b>	<b>2</b>	<b>0</b>	<b>0</b>	<b>0</b>	<b>3</b>
Probation Only	5	0	0	0	2	0	0	0	3
Probation and Alternatives	0	0	0	0	0	0	0	0	0

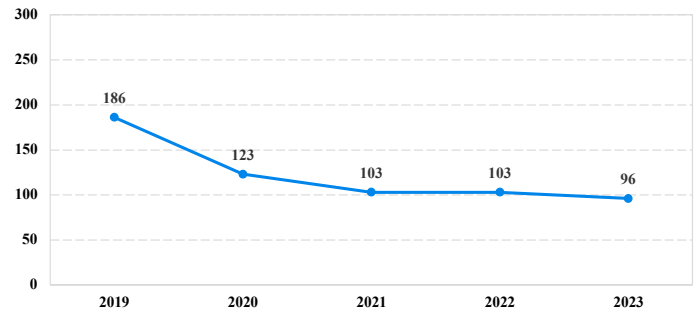
#### FINE ONLY

<b>Total Receiving Fine Only</b>	<b>0</b>	<b>0</b>	<b>0</b>	<b>0</b>	<b>0</b>	<b>0</b>	<b>0</b>	<b>0</b>	<b>0</b>
----------------------------------	----------	----------	----------	----------	----------	----------	----------	----------	----------

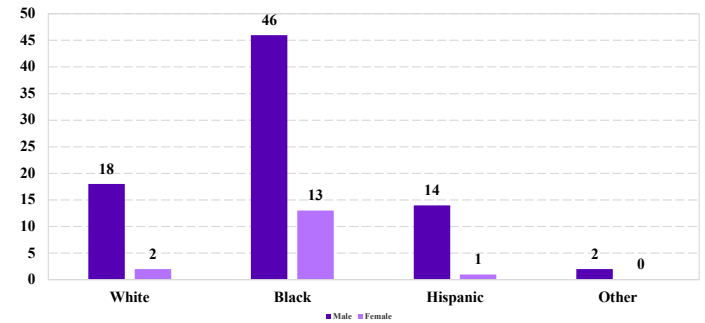
Cases with indeterminable sentence terms are excluded from the calculation of the Mean Sentence or Median Sentence category. Sentences greater than 470 months and probation were included in the sentence average computations as 470 months and zero months, respectively. Cases in the Total Receiving Imprisonment, Total Receiving Probation, and Fine Only categories total 100 percent of all cases. Cases missing information required for a specific analysis were excluded from that analysis. Descriptions of variables used in this analysis are provided in Appendix A.

SOURCE: U.S. Sentencing Commission, 2019 - 2023 Datafiles, USSCFY19 - USSCFY23.

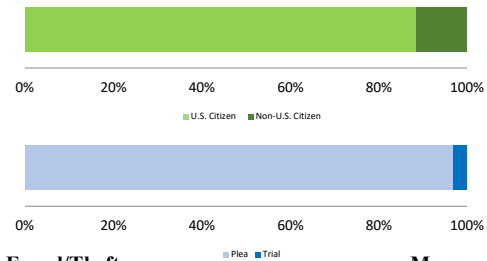
#### Number of Sentenced Individuals Over Time



#### Race and Gender



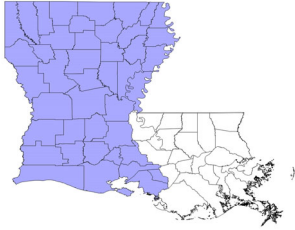
#### Citizenship, Guilty Pleas, and Trials



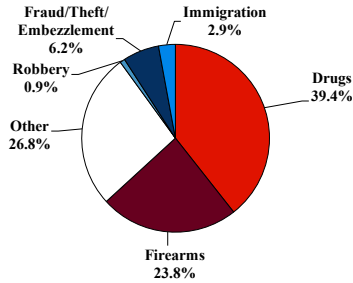
# District at a Glance

## Western District of Louisiana

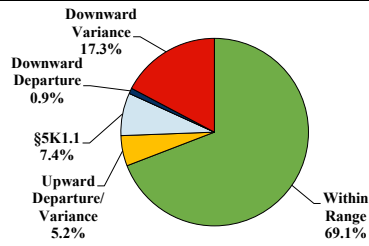
### Fiscal Year 2023



#### Type of Crime



#### Sentence Imposed Relative to the Guideline Range



#### SENTENCING INFORMATION BY TYPE OF CRIME

	TOTAL	Immigration	Drug Trafficking	Firearms	Fraud/Theft /Embezzle	Robbery	Child Porn	Money Laundering	All Other
<b>Total</b>	<b>340</b>	<b>10</b>	<b>132</b>	<b>81</b>	<b>21</b>	<b>3</b>	<b>11</b>	<b>5</b>	<b>77</b>
Mean Sentence (months)	86	12	123	59	19	122	171	34	67
Median Sentence (months)	60	6	120	51	12	125	120	18	10

#### IMPRISONMENT

<b>Total Receiving Imprisonment</b>	<b>289</b>	<b>9</b>	<b>130</b>	<b>76</b>	<b>15</b>	<b>3</b>	<b>11</b>	<b>4</b>	<b>41</b>
Prison Only	289	9	130	76	15	3	11	4	41
Up to 12 Months	21	5	4	1	5	0	0	1	5
13 to 60 Months	107	4	30	44	8	0	0	2	19
61 to 120 Months	78	0	39	27	2	1	6	1	2
Over 120 Months	83	0	57	4	0	2	5	0	15
Prison and Alternatives	0	0	0	0	0	0	0	0	0

#### PROBATION

<b>Total Receiving Probation</b>	<b>36</b>	<b>1</b>	<b>2</b>	<b>4</b>	<b>5</b>	<b>0</b>	<b>0</b>	<b>1</b>	<b>23</b>
Probation Only	33	1	2	4	5	0	0	0	21
Probation and Alternatives	3	0	0	0	0	0	0	1	2

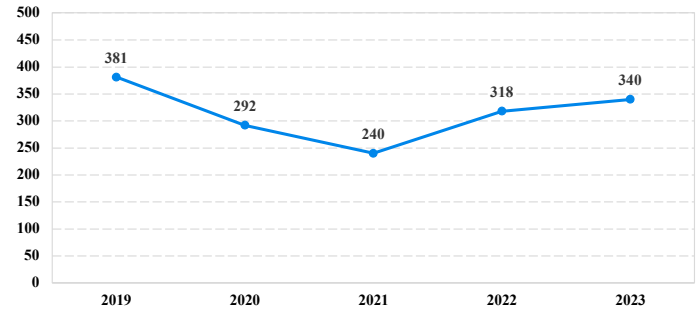
#### FINE ONLY

<b>Total</b>	<b>15</b>	<b>0</b>	<b>0</b>	<b>1</b>	<b>1</b>	<b>0</b>	<b>0</b>	<b>0</b>	<b>13</b>
--------------	-----------	----------	----------	----------	----------	----------	----------	----------	-----------

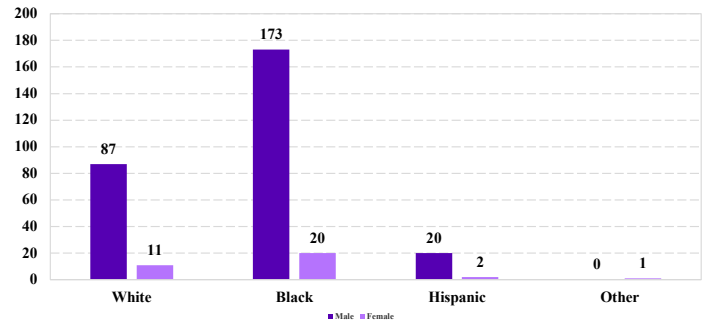
Cases with indeterminable sentence terms are excluded from the calculation of the Mean Sentence or Median Sentence category. Sentences greater than 470 months and probation were included in the sentence average computations as 470 months and zero months, respectively. Cases in the Total Receiving Imprisonment, Total Receiving Probation, and Fine Only categories total 100 percent of all cases. Cases missing information required for a specific analysis were excluded from that analysis. Descriptions of variables used in this analysis are provided in Appendix A.

SOURCE: U.S. Sentencing Commission, 2019 - 2023 Datafiles, USSCFY19 - USSCFY23.

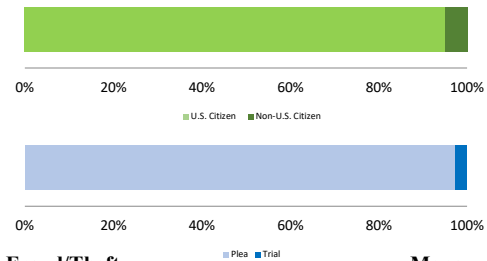
#### Number of Sentenced Individuals Over Time



#### Race and Gender



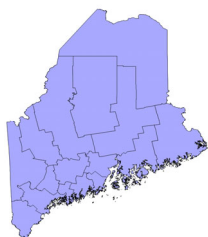
#### Citizenship, Guilty Pleas, and Trials



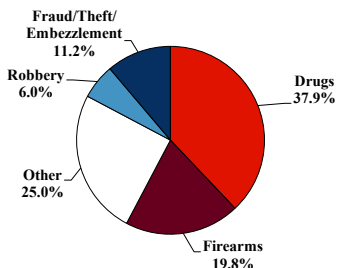
# District at a Glance

## District of Maine

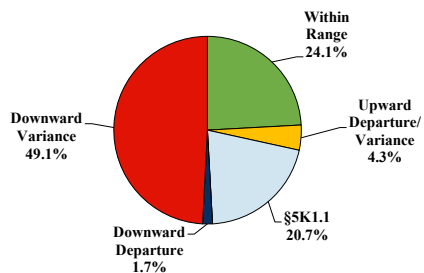
### Fiscal Year 2023



#### Type of Crime



#### Sentence Imposed Relative to the Guideline Range



#### SENTENCING INFORMATION BY TYPE OF CRIME

	TOTAL	Immigration	Drug Trafficking	Firearms	Fraud/Theft /Embezzle	Robbery	Child Porn	Money Laundering	All Other
	116	0	44	23	13	7	10	2	17
Mean Sentence (months)	49	--	56	30	21	109	57	--	54
Median Sentence (months)	33	--	45	24	16	115	57	--	21

#### IMPRISONMENT

<b>Total Receiving Imprisonment</b>	<b>100</b>	<b>0</b>	<b>41</b>	<b>19</b>	<b>9</b>	<b>7</b>	<b>10</b>	<b>0</b>	<b>14</b>
Prison Only	98	0	41	19	8	7	10	0	13
Up to 12 Months	10	0	5	2	1	0	0	0	2
13 to 60 Months	58	0	23	14	6	1	6	0	8
61 to 120 Months	20	0	8	3	1	4	3	0	1
Over 120 Months	10	0	5	0	0	2	1	0	2
Prison and Alternatives	2	0	0	0	1	0	0	0	1

#### PROBATION

<b>Total Receiving Probation</b>	<b>16</b>	<b>0</b>	<b>3</b>	<b>4</b>	<b>4</b>	<b>0</b>	<b>0</b>	<b>2</b>	<b>3</b>
Probation Only	16	0	3	4	4	0	0	2	3
Probation and Alternatives	0	0	0	0	0	0	0	0	0

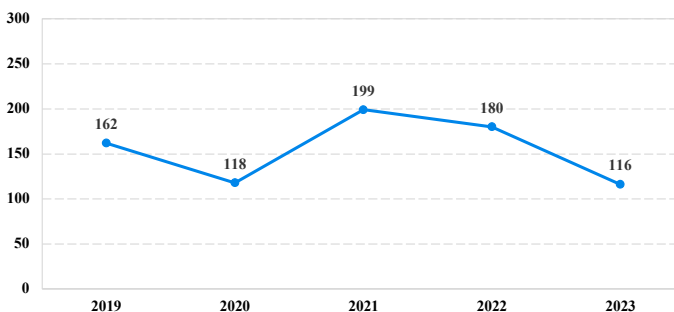
#### FINE ONLY

	<b>0</b>	<b>0</b>	<b>0</b>	<b>0</b>	<b>0</b>	<b>0</b>	<b>0</b>	<b>0</b>	<b>0</b>
--	----------	----------	----------	----------	----------	----------	----------	----------	----------

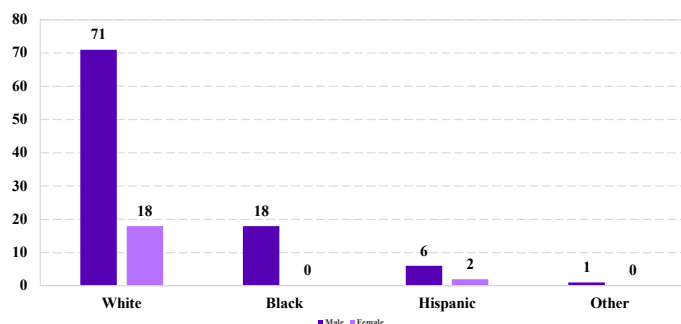
Cases with indeterminable sentence terms are excluded from the calculation of the Mean Sentence or Median Sentence category. Sentences greater than 470 months and probation were included in the sentence average computations as 470 months and zero months, respectively. Cases in the Total Receiving Imprisonment, Total Receiving Probation, and Fine Only categories total 100 percent of all cases. Cases missing information required for a specific analysis were excluded from that analysis. Descriptions of variables used in this analysis are provided in Appendix A.

SOURCE: U.S. Sentencing Commission, 2019 - 2023 Datafiles, USSCFY19 - USSCFY23.

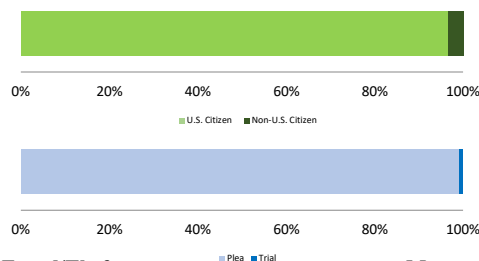
#### Number of Sentenced Individuals Over Time



#### Race and Gender



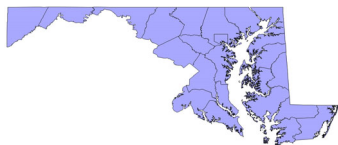
#### Citizenship, Guilty Pleas, and Trials



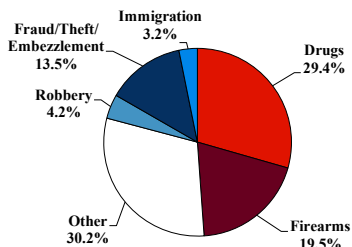
# District at a Glance

## District of Maryland

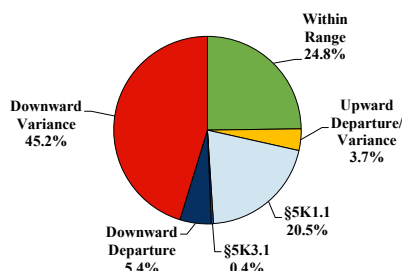
### Fiscal Year 2023



#### Type of Crime



#### Sentence Imposed Relative to the Guideline Range



#### SENTENCING INFORMATION BY TYPE OF CRIME

	TOTAL	Immigration	Drug Trafficking	Firearms	Fraud/Theft /Embezzle	Robbery	Child Porn	Money Laundering	All Other
<b>TOTAL</b>	<b>503</b>	<b>16</b>	<b>144</b>	<b>98</b>	<b>68</b>	<b>21</b>	<b>8</b>	<b>7</b>	<b>141</b>
Mean Sentence (months)	80	12	61	44	29	134	132	26	151
Median Sentence (months)	42	11	48	43	24	125	85	13	72

#### IMPRISONMENT

<b>Total Receiving Imprisonment</b>	<b>455</b>	<b>15</b>	<b>141</b>	<b>94</b>	<b>56</b>	<b>21</b>	<b>8</b>	<b>6</b>	<b>114</b>
Prison Only	428	15	131	93	47	21	8	3	110
Up to 12 Months	50	7	17	9	10	0	0	0	7
13 to 60 Months	197	8	53	63	31	4	4	3	31
61 to 120 Months	84	0	43	19	6	6	1	0	9
Over 120 Months	97	0	18	2	0	11	3	0	63
Prison and Alternatives	27	0	10	1	9	0	0	3	4

#### PROBATION

<b>Total Receiving Probation</b>	<b>40</b>	<b>1</b>	<b>3</b>	<b>3</b>	<b>12</b>	<b>0</b>	<b>0</b>	<b>1</b>	<b>20</b>
Probation Only	31	1	1	3	8	0	0	0	18
Probation and Alternatives	9	0	2	0	4	0	0	1	2

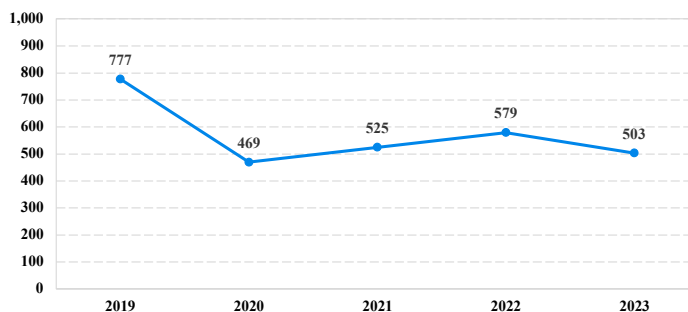
#### FINE ONLY

<b>FINE ONLY</b>	<b>8</b>	<b>0</b>	<b>0</b>	<b>1</b>	<b>0</b>	<b>0</b>	<b>0</b>	<b>0</b>	<b>7</b>
------------------	----------	----------	----------	----------	----------	----------	----------	----------	----------

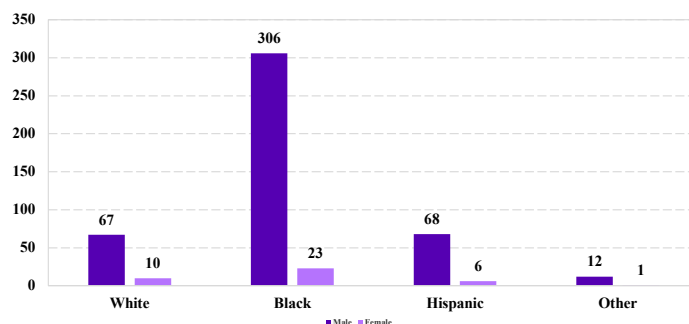
Cases with indeterminable sentence terms are excluded from the calculation of the Mean Sentence or Median Sentence category. Sentences greater than 470 months and probation were included in the sentence average computations as 470 months and zero months, respectively. Cases in the Total Receiving Imprisonment, Total Receiving Probation, and Fine Only categories total 100 percent of all cases. Cases missing information required for a specific analysis were excluded from that analysis. Descriptions of variables used in this analysis are provided in Appendix A.

SOURCE: U.S. Sentencing Commission, 2019 - 2023 Datafiles, USSCFY19 - USSCFY23.

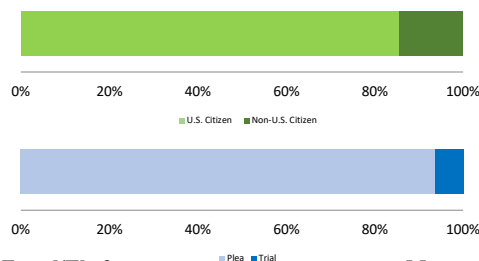
#### Number of Sentenced Individuals Over Time



#### Race and Gender



#### Citizenship, Guilty Pleas, and Trials

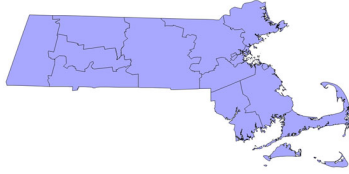




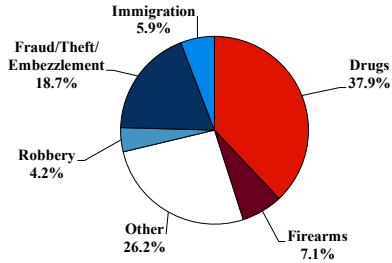
# District at a Glance

## District of Massachusetts

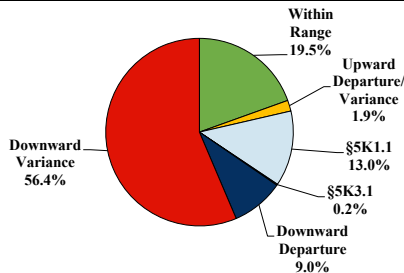
### Fiscal Year 2023



#### Type of Crime



#### Sentence Imposed Relative to the Guideline Range



#### SENTENCING INFORMATION BY TYPE OF CRIME

	TOTAL	Immigration	Drug Trafficking	Firearms	Fraud/Theft /Embezzle	Robbery	Child Porn	Money Laundering	All Other
<b>Total</b>	<b>477</b>	<b>28</b>	<b>181</b>	<b>34</b>	<b>89</b>	<b>20</b>	<b>21</b>	<b>28</b>	<b>76</b>
Mean Sentence (months)	52	13	54	44	26	69	89	44	85
Median Sentence (months)	36	12	48	41	20	62	87	44	15

#### IMPRISONMENT

<b>Total Receiving Imprisonment</b>	<b>447</b>	<b>27</b>	<b>179</b>	<b>33</b>	<b>79</b>	<b>20</b>	<b>21</b>	<b>26</b>	<b>62</b>
Prison Only	403	25	158	33	71	17	21	26	52
Up to 12 Months	78	12	30	3	17	0	0	4	12
13 to 60 Months	199	13	75	19	48	9	5	13	17
61 to 120 Months	100	0	46	11	6	7	14	9	7
Over 120 Months	26	0	7	0	0	1	2	0	16
Prison and Alternatives	44	2	21	0	8	3	0	0	10

#### PROBATION

<b>Total Receiving Probation</b>	<b>30</b>	<b>1</b>	<b>2</b>	<b>1</b>	<b>10</b>	<b>0</b>	<b>0</b>	<b>2</b>	<b>14</b>
Probation Only	21	1	1	0	7	0	0	2	10
Probation and Alternatives	9	0	1	1	3	0	0	0	4

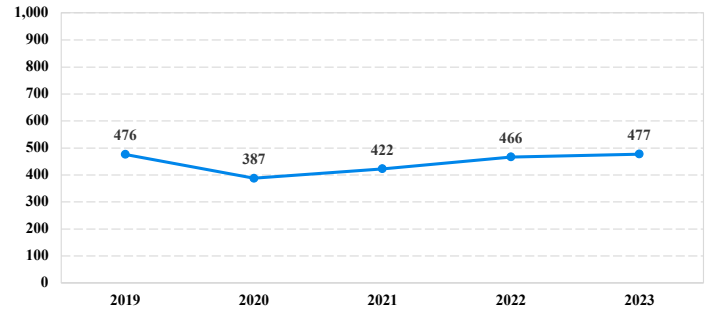
#### FINE ONLY

<b>Total</b>	<b>0</b>	<b>0</b>	<b>0</b>	<b>0</b>	<b>0</b>	<b>0</b>	<b>0</b>	<b>0</b>	<b>0</b>
--------------	----------	----------	----------	----------	----------	----------	----------	----------	----------

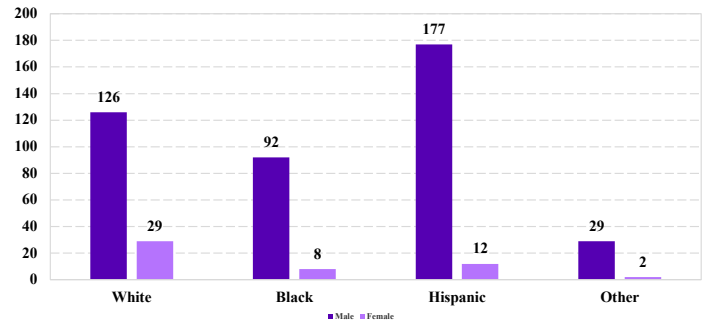
Cases with indeterminable sentence terms are excluded from the calculation of the Mean Sentence or Median Sentence category. Sentences greater than 470 months and probation were included in the sentence average computations as 470 months and zero months, respectively. Cases in the Total Receiving Imprisonment, Total Receiving Probation, and Fine Only categories total 100 percent of all cases. Cases missing information required for a specific analysis were excluded from that analysis. Descriptions of variables used in this analysis are provided in Appendix A.

SOURCE: U.S. Sentencing Commission, 2019 - 2023 Datafiles, USSCFY19 - USSCFY23.

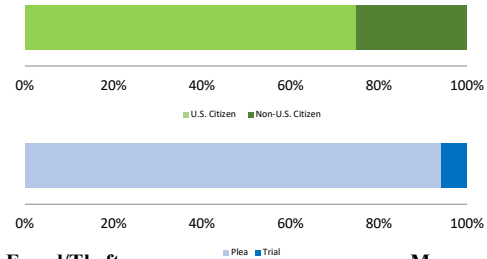
#### Number of Sentenced Individuals Over Time



#### Race and Gender



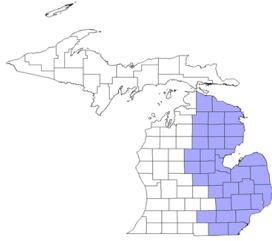
#### Citizenship, Guilty Pleas, and Trials



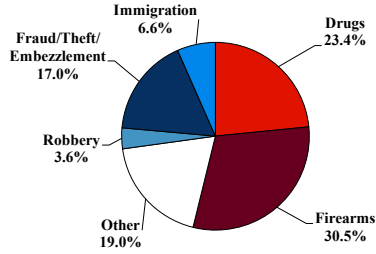
# District at a Glance

## Eastern District of Michigan

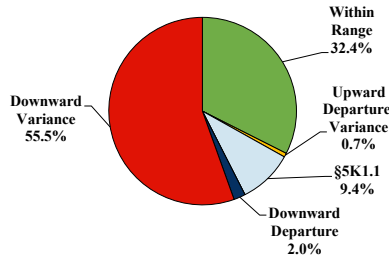
### Fiscal Year 2023



#### Type of Crime



#### Sentence Imposed Relative to the Guideline Range



#### SENTENCING INFORMATION BY TYPE OF CRIME

	TOTAL	Immigration	Drug Trafficking	Firearms	Fraud/Theft /Embezzle	Robbery	Child Porn	Money Laundering	All Other
	696	46	162	212	118	25	20	11	102
Mean Sentence (months)	61	7	77	41	20	137	110	103	118
Median Sentence (months)	36	5	60	36	12	138	120	65	62

#### IMPRISONMENT

<b>Total Receiving Imprisonment</b>	<b>659</b>	<b>45</b>	<b>158</b>	<b>205</b>	<b>101</b>	<b>25</b>	<b>19</b>	<b>11</b>	<b>95</b>
Prison Only	647	44	156	202	99	25	19	10	92
Up to 12 Months	125	37	13	15	38	0	0	0	22
13 to 60 Months	305	7	67	146	53	6	2	4	20
61 to 120 Months	129	0	52	39	8	5	12	2	11
Over 120 Months	88	0	24	2	0	14	5	4	39
Prison and Alternatives	12	1	2	3	2	0	0	1	3

#### PROBATION

<b>Total Receiving Probation</b>	<b>36</b>	<b>1</b>	<b>4</b>	<b>7</b>	<b>16</b>	<b>0</b>	<b>1</b>	<b>0</b>	<b>7</b>
Probation Only	29	1	3	6	12	0	1	0	6
Probation and Alternatives	7	0	1	1	4	0	0	0	1

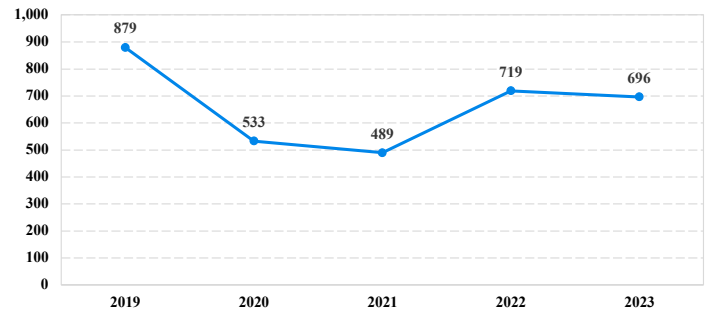
#### FINE ONLY

<b>FINE ONLY</b>	<b>1</b>	<b>0</b>	<b>0</b>	<b>0</b>	<b>1</b>	<b>0</b>	<b>0</b>	<b>0</b>	<b>0</b>
------------------	----------	----------	----------	----------	----------	----------	----------	----------	----------

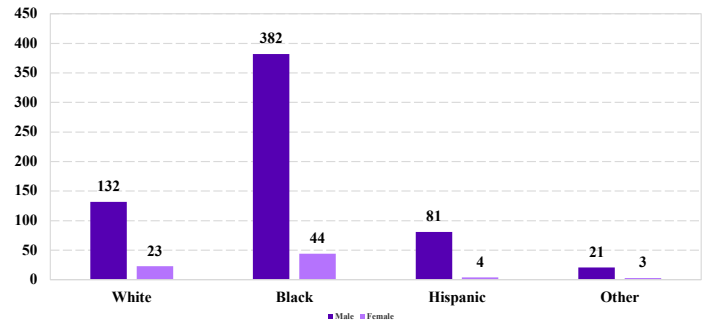
Cases with indeterminable sentence terms are excluded from the calculation of the Mean Sentence or Median Sentence category. Sentences greater than 470 months and probation were included in the sentence average computations as 470 months and zero months, respectively. Cases in the Total Receiving Imprisonment, Total Receiving Probation, and Fine Only categories total 100 percent of all cases. Cases missing information required for a specific analysis were excluded from that analysis. Descriptions of variables used in this analysis are provided in Appendix A.

SOURCE: U.S. Sentencing Commission, 2019 - 2023 Datafiles, USSCFY19 - USSCFY23.

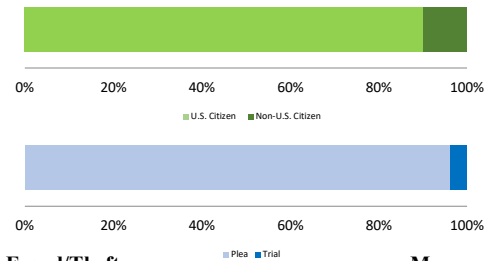
#### Number of Sentenced Individuals Over Time



#### Race and Gender



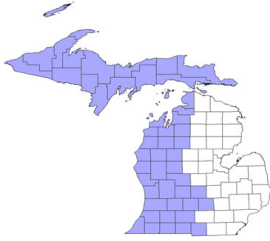
#### Citizenship, Guilty Pleas, and Trials



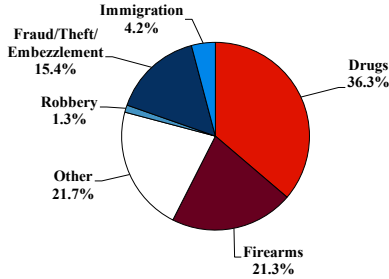
# District at a Glance

## Western District of Michigan

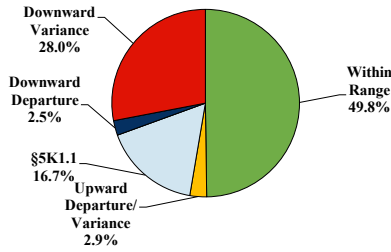
### Fiscal Year 2023



#### Type of Crime



#### Sentence Imposed Relative to the Guideline Range



#### SENTENCING INFORMATION BY TYPE OF CRIME

	TOTAL	Immigration	Drug Trafficking	Firearms	Fraud/Theft /Embezzle	Robbery	Child Porn	Money Laundering	All Other
	240	10	87	51	37	3	7	5	40
Mean Sentence (months)	97	12	125	69	21	91	221	43	147
Median Sentence (months)	64	8	120	57	12	80	188	30	58

#### IMPRISONMENT

<b>Total Receiving Imprisonment</b>	<b>220</b>	<b>9</b>	<b>87</b>	<b>49</b>	<b>25</b>	<b>3</b>	<b>7</b>	<b>5</b>	<b>35</b>
Prison Only	215	8	86	47	25	3	7	5	34
Up to 12 Months	16	6	0	0	6	0	0	0	4
13 to 60 Months	79	2	22	24	16	0	0	4	11
61 to 120 Months	55	0	28	19	2	3	0	1	2
Over 120 Months	65	0	36	4	1	0	7	0	17
Prison and Alternatives	5	1	1	2	0	0	0	0	1

#### PROBATION

<b>Total Receiving Probation</b>	<b>20</b>	<b>1</b>	<b>0</b>	<b>2</b>	<b>12</b>	<b>0</b>	<b>0</b>	<b>0</b>	<b>5</b>
Probation Only	15	0	0	0	11	0	0	0	4
Probation and Alternatives	5	1	0	2	1	0	0	0	1

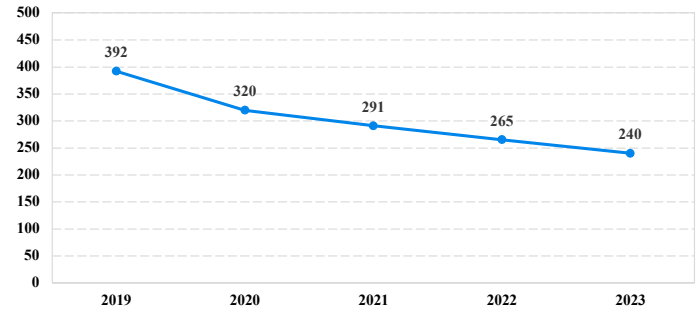
#### FINE ONLY

<b>FINE ONLY</b>	<b>0</b>	<b>0</b>	<b>0</b>	<b>0</b>	<b>0</b>	<b>0</b>	<b>0</b>	<b>0</b>	<b>0</b>
------------------	----------	----------	----------	----------	----------	----------	----------	----------	----------

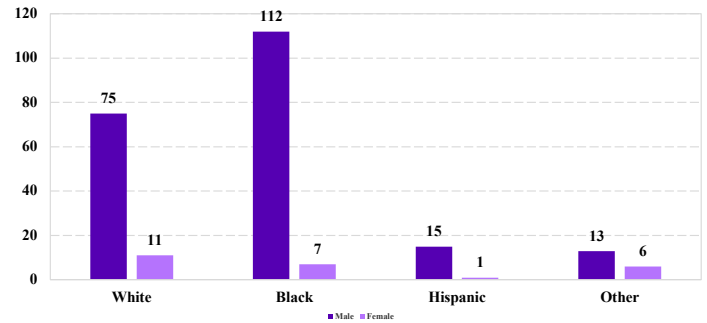
Cases with indeterminable sentence terms are excluded from the calculation of the Mean Sentence or Median Sentence category. Sentences greater than 470 months and probation were included in the sentence average computations as 470 months and zero months, respectively. Cases in the Total Receiving Imprisonment, Total Receiving Probation, and Fine Only categories total 100 percent of all cases. Cases missing information required for a specific analysis were excluded from that analysis. Descriptions of variables used in this analysis are provided in Appendix A.

SOURCE: U.S. Sentencing Commission, 2019 - 2023 Datafiles, USSCFY19 - USSCFY23.

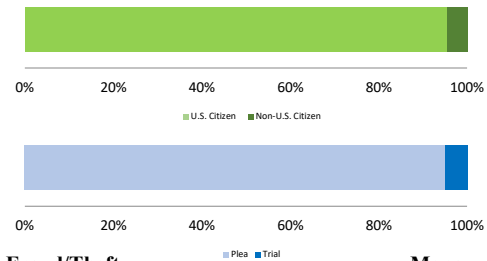
#### Number of Sentenced Individuals Over Time



#### Race and Gender



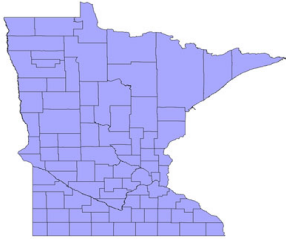
#### Citizenship, Guilty Pleas, and Trials



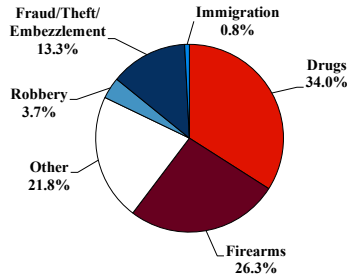
# District at a Glance

## District of Minnesota

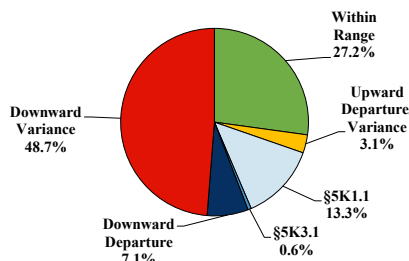
### Fiscal Year 2023



#### Type of Crime



#### Sentence Imposed Relative to the Guideline Range



#### SENTENCING INFORMATION BY TYPE OF CRIME

	TOTAL	Immigration	Drug Trafficking	Firearms	Fraud/Theft /Embezzle	Robbery	Child Porn	Money Laundering	All Other
<b>Total</b>	<b>353</b>	<b>3</b>	<b>120</b>	<b>93</b>	<b>47</b>	<b>13</b>	<b>18</b>	<b>9</b>	<b>50</b>
Mean Sentence (months)	80	12	103	75	15	106	101	89	82
Median Sentence (months)	68	10	101	66	6	114	120	132	30

#### IMPRISONMENT

<b>Total Receiving Imprisonment</b>	<b>323</b>	<b>3</b>	<b>120</b>	<b>92</b>	<b>28</b>	<b>13</b>	<b>18</b>	<b>7</b>	<b>42</b>
Prison Only	320	3	120	90	27	13	18	7	42
Up to 12 Months	19	2	3	0	6	0	1	0	7
13 to 60 Months	115	1	30	42	18	2	4	2	16
61 to 120 Months	115	0	52	36	3	7	10	0	7
Over 120 Months	71	0	35	12	0	4	3	5	12
Prison and Alternatives	3	0	0	2	1	0	0	0	0

#### PROBATION

<b>Total Receiving Probation</b>	<b>30</b>	<b>0</b>	<b>0</b>	<b>1</b>	<b>19</b>	<b>0</b>	<b>0</b>	<b>2</b>	<b>8</b>
Probation Only	20	0	0	0	14	0	0	1	5
Probation and Alternatives	10	0	0	1	5	0	0	1	3

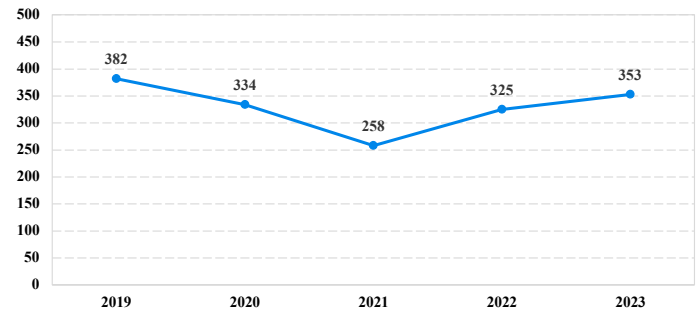
#### FINE ONLY

<b>Total</b>	<b>0</b>	<b>0</b>	<b>0</b>	<b>0</b>	<b>0</b>	<b>0</b>	<b>0</b>	<b>0</b>	<b>0</b>
--------------	----------	----------	----------	----------	----------	----------	----------	----------	----------

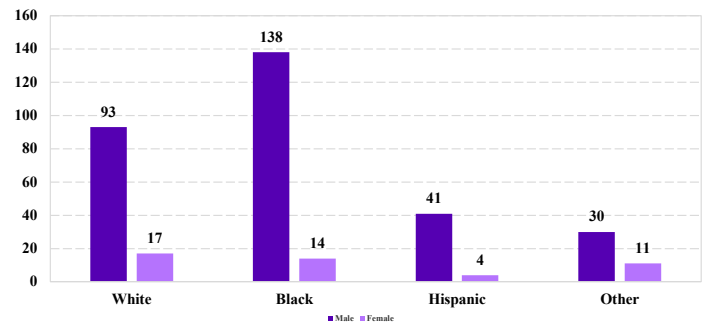
Cases with indeterminable sentence terms are excluded from the calculation of the Mean Sentence or Median Sentence category. Sentences greater than 470 months and probation were included in the sentence average computations as 470 months and zero months, respectively. Cases in the Total Receiving Imprisonment, Total Receiving Probation, and Fine Only categories total 100 percent of all cases. Cases missing information required for a specific analysis were excluded from that analysis. Descriptions of variables used in this analysis are provided in Appendix A.

SOURCE: U.S. Sentencing Commission, 2019 - 2023 Datafiles, USSCFY19 - USSCFY23.

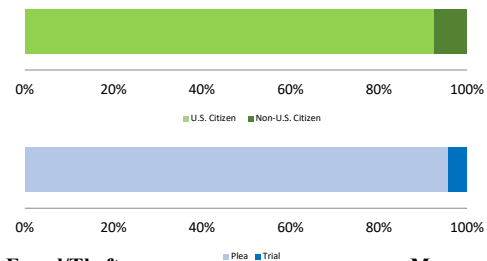
#### Number of Sentenced Individuals Over Time



#### Race and Gender



#### Citizenship, Guilty Pleas, and Trials



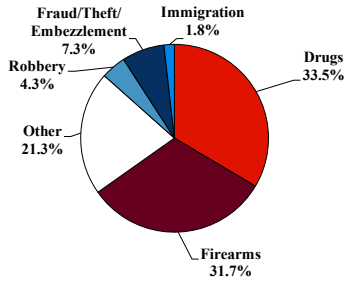
# District at a Glance

## Northern District of Mississippi

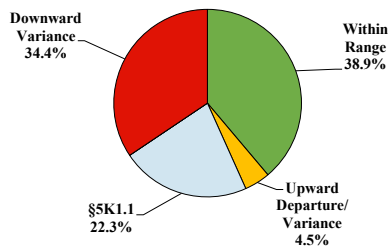
### Fiscal Year 2023



#### Type of Crime



#### Sentence Imposed Relative to the Guideline Range



#### SENTENCING INFORMATION BY TYPE OF CRIME

	TOTAL	Immigration	Drug Trafficking	Firearms	Fraud/Theft /Embezzle	Robbery	Child Porn	Money Laundering	All Other
<b>Total</b>	<b>164</b>	<b>3</b>	<b>54</b>	<b>52</b>	<b>12</b>	<b>7</b>	<b>6</b>	<b>2</b>	<b>28</b>
Mean Sentence (months)	63	9	76	48	23	161	119	--	44
Median Sentence (months)	40	6	51	37	18	121	128	--	26

#### IMPRISONMENT

<b>Total Receiving Imprisonment</b>	<b>144</b>	<b>3</b>	<b>51</b>	<b>45</b>	<b>9</b>	<b>7</b>	<b>6</b>	<b>2</b>	<b>21</b>
Prison Only	141	3	49	45	9	7	6	2	20
Up to 12 Months	12	2	1	2	2	0	0	0	5
13 to 60 Months	78	1	26	32	6	0	2	1	10
61 to 120 Months	23	0	10	7	1	2	1	0	2
Over 120 Months	28	0	12	4	0	5	3	1	3
Prison and Alternatives	3	0	2	0	0	0	0	0	1

#### PROBATION

<b>Total Receiving Probation</b>	<b>18</b>	<b>0</b>	<b>3</b>	<b>7</b>	<b>3</b>	<b>0</b>	<b>0</b>	<b>0</b>	<b>5</b>
Probation Only	17	0	2	7	3	0	0	0	5
Probation and Alternatives	1	0	1	0	0	0	0	0	0

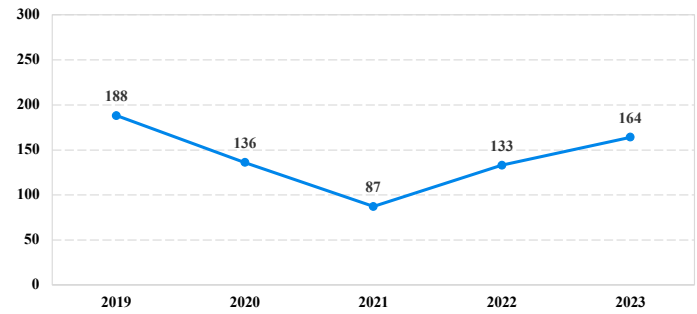
#### FINE ONLY

<b>Total</b>	<b>2</b>	<b>0</b>	<b>0</b>	<b>0</b>	<b>0</b>	<b>0</b>	<b>0</b>	<b>0</b>	<b>2</b>
--------------	----------	----------	----------	----------	----------	----------	----------	----------	----------

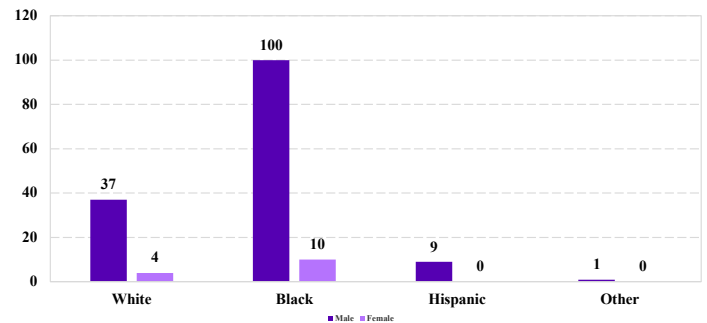
Cases with indeterminable sentence terms are excluded from the calculation of the Mean Sentence or Median Sentence category. Sentences greater than 470 months and probation were included in the sentence average computations as 470 months and zero months, respectively. Cases in the Total Receiving Imprisonment, Total Receiving Probation, and Fine Only categories total 100 percent of all cases. Cases missing information required for a specific analysis were excluded from that analysis. Descriptions of variables used in this analysis are provided in Appendix A.

SOURCE: U.S. Sentencing Commission, 2019 - 2023 Datafiles, USSCFY19 - USSCFY23.

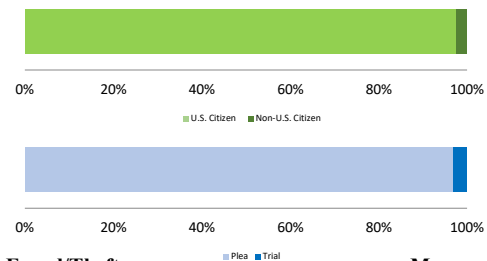
#### Number of Sentenced Individuals Over Time



#### Race and Gender



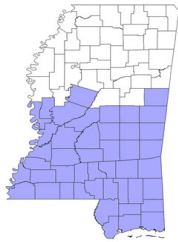
#### Citizenship, Guilty Pleas, and Trials



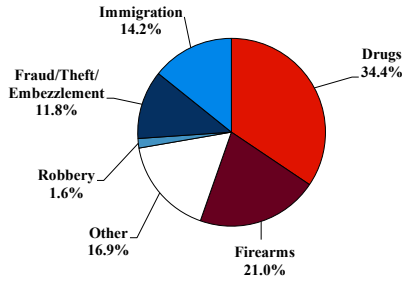
# District at a Glance

## Southern District of Mississippi

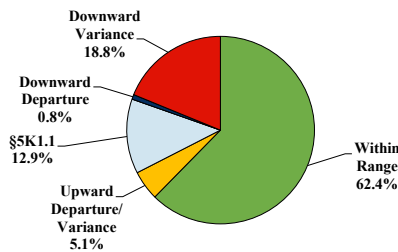
### Fiscal Year 2023



#### Type of Crime



#### Sentence Imposed Relative to the Guideline Range



#### SENTENCING INFORMATION BY TYPE OF CRIME

	TOTAL	Immigration	Drug Trafficking	Firearms	Fraud/Theft /Embezzle	Robbery	Child Porn	Money Laundering	All Other
<b>Total</b>	<b>372</b>	<b>53</b>	<b>128</b>	<b>78</b>	<b>44</b>	<b>6</b>	<b>3</b>	<b>3</b>	<b>57</b>
Mean Sentence (months)	72	12	120	60	20	133	141	130	60
Median Sentence (months)	46	9	93	47	12	107	128	84	24

#### IMPRISONMENT

<b>Total Receiving Imprisonment</b>	<b>344</b>	<b>52</b>	<b>128</b>	<b>75</b>	<b>30</b>	<b>6</b>	<b>3</b>	<b>2</b>	<b>48</b>
Prison Only	337	52	126	75	27	6	3	2	46
Up to 12 Months	51	34	1	3	5	0	0	0	8
13 to 60 Months	145	18	39	44	20	1	0	0	23
61 to 120 Months	68	0	36	20	2	2	1	1	6
Over 120 Months	73	0	50	8	0	3	2	1	9
Prison and Alternatives	7	0	2	0	3	0	0	0	2

#### PROBATION

<b>Total Receiving Probation</b>	<b>28</b>	<b>1</b>	<b>0</b>	<b>3</b>	<b>14</b>	<b>0</b>	<b>0</b>	<b>1</b>	<b>9</b>
Probation Only	21	1	0	2	11	0	0	0	7
Probation and Alternatives	7	0	0	1	3	0	0	1	2

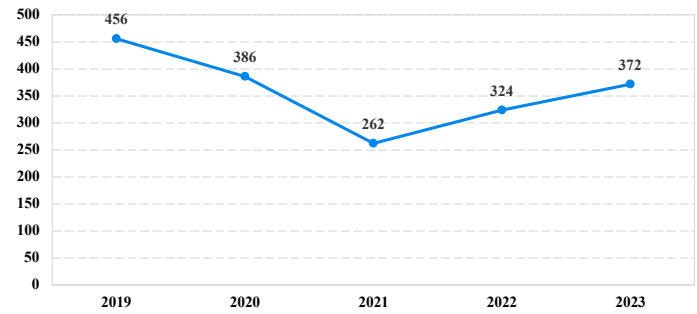
#### FINE ONLY

<b>Total</b>	<b>0</b>	<b>0</b>	<b>0</b>	<b>0</b>	<b>0</b>	<b>0</b>	<b>0</b>	<b>0</b>	<b>0</b>
--------------	----------	----------	----------	----------	----------	----------	----------	----------	----------

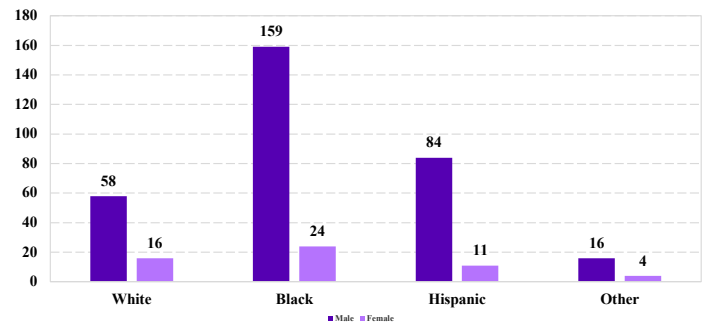
Cases with indeterminable sentence terms are excluded from the calculation of the Mean Sentence or Median Sentence category. Sentences greater than 470 months and probation were included in the sentence average computations as 470 months and zero months, respectively. Cases in the Total Receiving Imprisonment, Total Receiving Probation, and Fine Only categories total 100 percent of all cases. Cases missing information required for a specific analysis were excluded from that analysis. Descriptions of variables used in this analysis are provided in Appendix A.

SOURCE: U.S. Sentencing Commission, 2019 - 2023 Datafiles, USSCFY19 - USSCFY23.

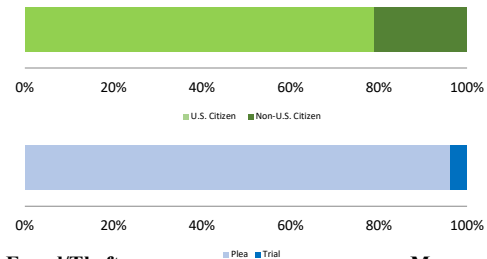
#### Number of Sentenced Individuals Over Time



#### Race and Gender



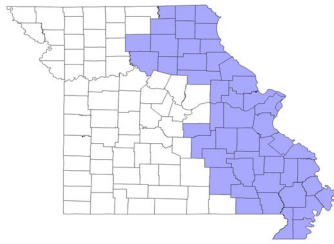
#### Citizenship, Guilty Pleas, and Trials



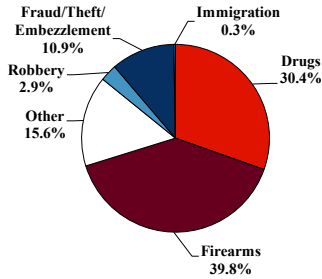
# District at a Glance

## Eastern District of Missouri

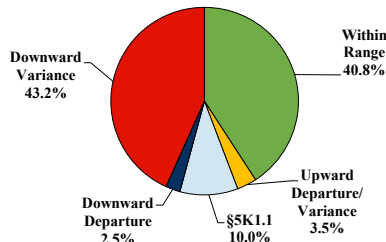
### Fiscal Year 2023



#### Type of Crime



#### Sentence Imposed Relative to the Guideline Range



#### SENTENCING INFORMATION BY TYPE OF CRIME

	TOTAL	Immigration	Drug Trafficking	Firearms	Fraud/Theft /Embezzle	Robbery	Child Porn	Money Laundering	All Other
	954	3	288	380	104	28	45	3	103
Mean Sentence (months)	59	8	75	45	19	153	86	14	73
Median Sentence (months)	45	7	60	40	12	129	78	15	33

#### IMPRISONMENT

<b>Total Receiving Imprisonment</b>	<b>883</b>	<b>3</b>	<b>279</b>	<b>360</b>	<b>73</b>	<b>28</b>	<b>45</b>	<b>3</b>	<b>92</b>
Prison Only	871	3	278	358	70	27	43	3	89
Up to 12 Months	74	2	14	20	18	0	1	1	18
13 to 60 Months	477	1	123	249	47	5	11	2	39
61 to 120 Months	227	0	95	83	4	7	25	0	13
Over 120 Months	93	0	46	6	1	15	6	0	19
Prison and Alternatives	12	0	1	2	3	1	2	0	3

#### PROBATION

<b>Total Receiving Probation</b>	<b>71</b>	<b>0</b>	<b>9</b>	<b>20</b>	<b>31</b>	<b>0</b>	<b>0</b>	<b>0</b>	<b>11</b>
Probation Only	62	0	7	19	27	0	0	0	9
Probation and Alternatives	9	0	2	1	4	0	0	0	2

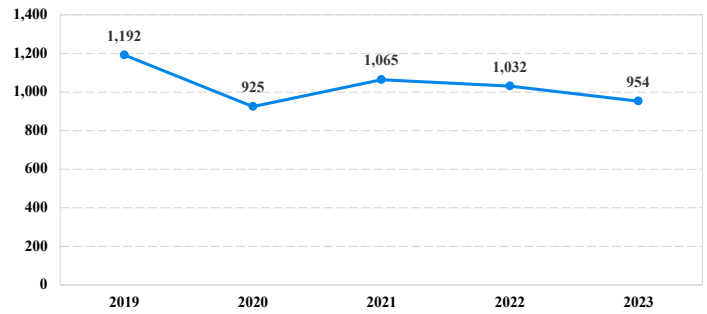
#### FINE ONLY

<b>FINE ONLY</b>	<b>0</b>	<b>0</b>	<b>0</b>	<b>0</b>	<b>0</b>	<b>0</b>	<b>0</b>	<b>0</b>	<b>0</b>
------------------	----------	----------	----------	----------	----------	----------	----------	----------	----------

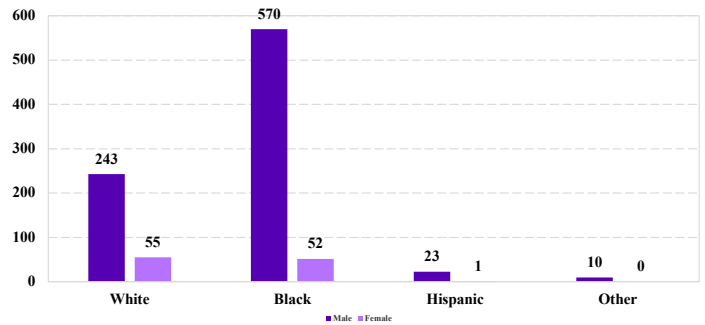
Cases with indeterminable sentence terms are excluded from the calculation of the Mean Sentence or Median Sentence category. Sentences greater than 470 months and probation were included in the sentence average computations as 470 months and zero months, respectively. Cases in the Total Receiving Imprisonment, Total Receiving Probation, and Fine Only categories total 100 percent of all cases. Cases missing information required for a specific analysis were excluded from that analysis. Descriptions of variables used in this analysis are provided in Appendix A.

SOURCE: U.S. Sentencing Commission, 2019 - 2023 Datafiles, USSCFY19 - USSCFY23.

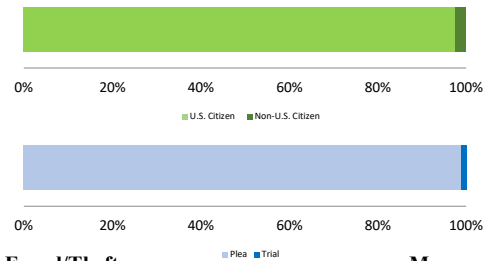
#### Number of Sentenced Individuals Over Time



#### Race and Gender



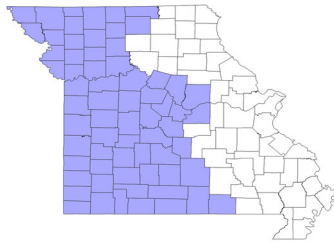
#### Citizenship, Guilty Pleas, and Trials



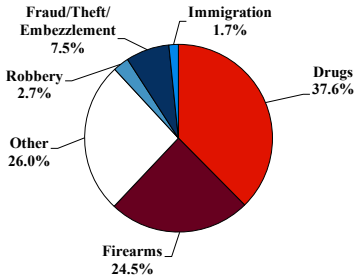
# District at a Glance

## Western District of Missouri

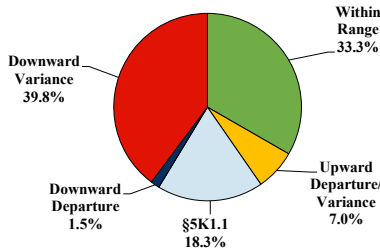
### Fiscal Year 2023



#### Type of Crime



#### Sentence Imposed Relative to the Guideline Range



#### SENTENCING INFORMATION BY TYPE OF CRIME

	TOTAL	Immigration	Drug Trafficking	Firearms	Fraud/Theft /Embezzle	Robbery	Child Porn	Money Laundering	All Other
<b>Total</b>	<b>841</b>	<b>14</b>	<b>316</b>	<b>206</b>	<b>63</b>	<b>23</b>	<b>41</b>	<b>71</b>	<b>107</b>
Mean Sentence (months)	95	15	113	63	18	129	105	144	117
Median Sentence (months)	72	13	96	57	0	108	90	120	60

#### IMPRISONMENT

<b>Total Receiving Imprisonment</b>	<b>769</b>	<b>12</b>	<b>302</b>	<b>202</b>	<b>29</b>	<b>23</b>	<b>40</b>	<b>68</b>	<b>93</b>
Prison Only	762	12	299	201	29	23	40	68	90
Up to 12 Months	30	5	12	4	4	0	0	1	4
13 to 60 Months	256	7	61	110	21	5	10	8	34
61 to 120 Months	263	0	110	80	3	9	19	24	18
Over 120 Months	213	0	116	7	1	9	11	35	34
Prison and Alternatives	7	0	3	1	0	0	0	0	3

#### PROBATION

<b>Total Receiving Probation</b>	<b>71</b>	<b>2</b>	<b>14</b>	<b>4</b>	<b>34</b>	<b>0</b>	<b>1</b>	<b>3</b>	<b>13</b>
Probation Only	70	2	13	4	34	0	1	3	13
Probation and Alternatives	1	0	1	0	0	0	0	0	0

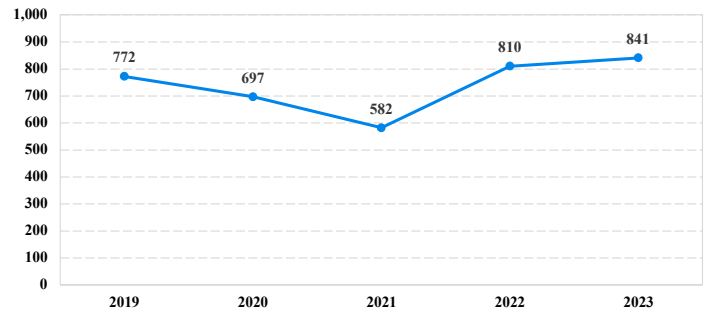
#### FINE ONLY

<b>Total</b>	<b>1</b>	<b>0</b>	<b>0</b>	<b>0</b>	<b>0</b>	<b>0</b>	<b>0</b>	<b>0</b>	<b>1</b>
--------------	----------	----------	----------	----------	----------	----------	----------	----------	----------

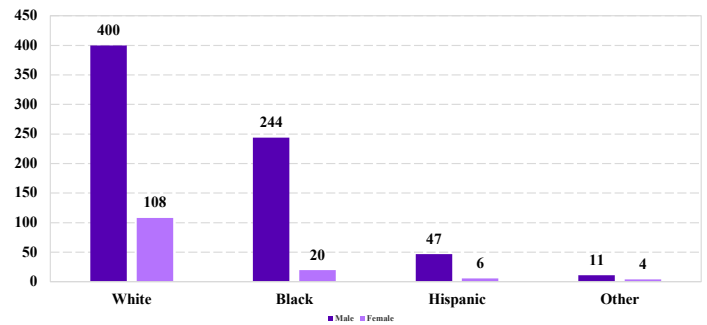
Cases with indeterminable sentence terms are excluded from the calculation of the Mean Sentence or Median Sentence category. Sentences greater than 470 months and probation were included in the sentence average computations as 470 months and zero months, respectively. Cases in the Total Receiving Imprisonment, Total Receiving Probation, and Fine Only categories total 100 percent of all cases. Cases missing information required for a specific analysis were excluded from that analysis. Descriptions of variables used in this analysis are provided in Appendix A.

SOURCE: U.S. Sentencing Commission, 2019 - 2023 Datafiles, USSCFY19 - USSCFY23.

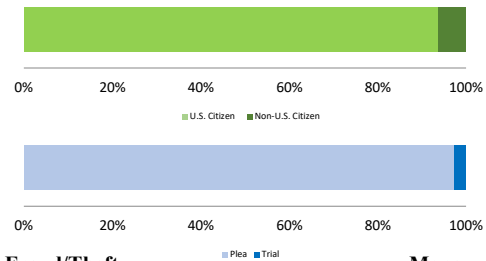
#### Number of Sentenced Individuals Over Time



#### Race and Gender



#### Citizenship, Guilty Pleas, and Trials

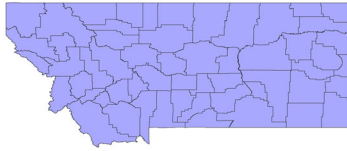




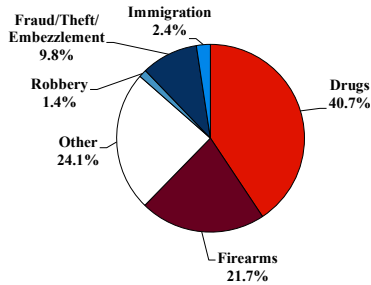
# District at a Glance

## District of Montana

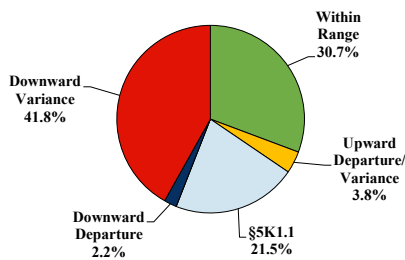
### Fiscal Year 2023



#### Type of Crime



#### Sentence Imposed Relative to the Guideline Range



#### SENTENCING INFORMATION BY TYPE OF CRIME

	TOTAL	Immigration	Drug Trafficking	Firearms	Fraud/Theft /Embezzle	Robbery	Child Porn	Money Laundering	All Other
<b>Total</b>	<b>369</b>	<b>9</b>	<b>150</b>	<b>80</b>	<b>36</b>	<b>5</b>	<b>9</b>	<b>6</b>	<b>74</b>
Mean Sentence (months)	54	13	67	29	18	114	97	81	64
Median Sentence (months)	37	7	60	21	22	120	76	71	38

#### IMPRISONMENT

<b>Total Receiving Imprisonment</b>	<b>336</b>	<b>9</b>	<b>146</b>	<b>68</b>	<b>28</b>	<b>5</b>	<b>9</b>	<b>5</b>	<b>66</b>
Prison Only	329	9	141	68	28	5	9	5	64
Up to 12 Months	35	5	9	8	5	0	0	0	8
13 to 60 Months	188	4	61	55	23	1	4	2	38
61 to 120 Months	67	0	50	3	0	2	2	2	8
Over 120 Months	39	0	21	2	0	2	3	1	10
Prison and Alternatives	7	0	5	0	0	0	0	0	2

#### PROBATION

<b>Total Receiving Probation</b>	<b>33</b>	<b>0</b>	<b>4</b>	<b>12</b>	<b>8</b>	<b>0</b>	<b>0</b>	<b>1</b>	<b>8</b>
Probation Only	25	0	4	7	7	0	0	0	7
Probation and Alternatives	8	0	0	5	1	0	0	1	1

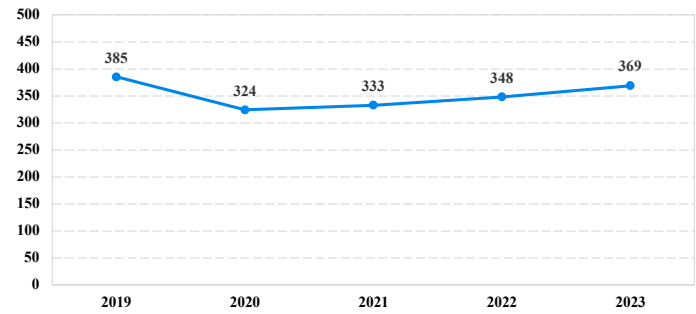
#### FINE ONLY

<b>Total</b>	<b>0</b>	<b>0</b>	<b>0</b>	<b>0</b>	<b>0</b>	<b>0</b>	<b>0</b>	<b>0</b>	<b>0</b>
--------------	----------	----------	----------	----------	----------	----------	----------	----------	----------

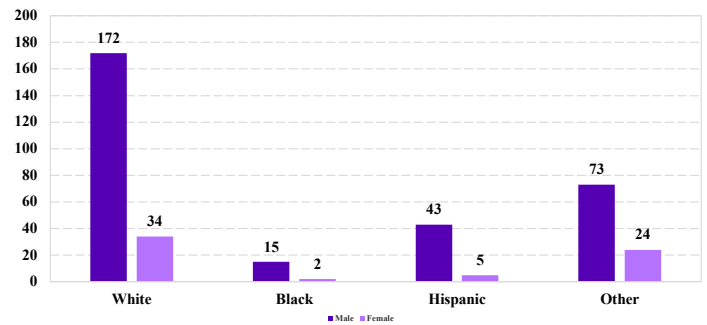
Cases with indeterminable sentence terms are excluded from the calculation of the Mean Sentence or Median Sentence category. Sentences greater than 470 months and probation were included in the sentence average computations as 470 months and zero months, respectively. Cases in the Total Receiving Imprisonment, Total Receiving Probation, and Fine Only categories total 100 percent of all cases. Cases missing information required for a specific analysis were excluded from that analysis. Descriptions of variables used in this analysis are provided in Appendix A.

SOURCE: U.S. Sentencing Commission, 2019 - 2023 Datafiles, USSCFY19 - USSCFY23.

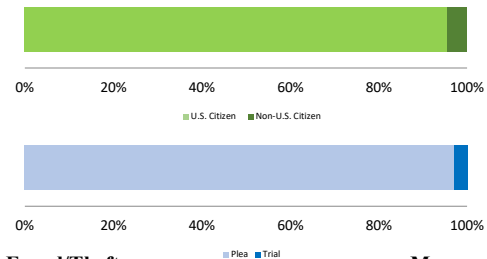
#### Number of Sentenced Individuals Over Time



#### Race and Gender



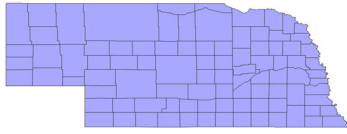
#### Citizenship, Guilty Pleas, and Trials



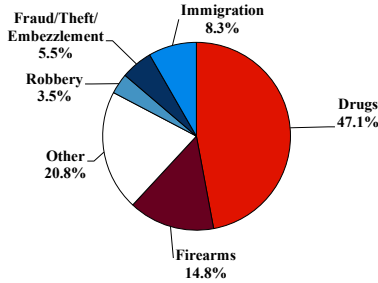
# District at a Glance

## District of Nebraska

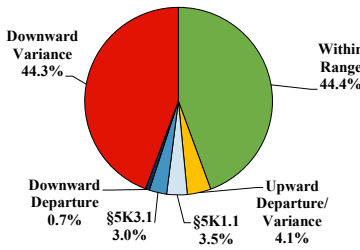
### Fiscal Year 2023



#### Type of Crime



#### Sentence Imposed Relative to the Guideline Range



#### SENTENCING INFORMATION BY TYPE OF CRIME

	TOTAL	Immigration	Drug Trafficking	Firearms	Fraud/Theft /Embezzle	Robbery	Child Porn	Money Laundering	All Other
<b>Total</b>	<b>567</b>	<b>47</b>	<b>267</b>	<b>84</b>	<b>31</b>	<b>20</b>	<b>39</b>	<b>8</b>	<b>71</b>
Mean Sentence (months)	90	10	118	52	16	97	113	77	100
Median Sentence (months)	73	6	120	36	6	91	108	72	30

#### IMPRISONMENT

<b>Total Receiving Imprisonment</b>	<b>533</b>	<b>47</b>	<b>265</b>	<b>74</b>	<b>20</b>	<b>20</b>	<b>39</b>	<b>8</b>	<b>60</b>
Prison Only	530	47	263	74	20	20	39	8	59
Up to 12 Months	49	31	2	3	6	0	0	0	7
13 to 60 Months	158	16	50	45	12	6	4	2	23
61 to 120 Months	170	0	98	23	2	10	23	5	9
Over 120 Months	153	0	113	3	0	4	12	1	20
Prison and Alternatives	3	0	2	0	0	0	0	0	1

#### PROBATION

<b>Total Receiving Probation</b>	<b>34</b>	<b>0</b>	<b>2</b>	<b>10</b>	<b>11</b>	<b>0</b>	<b>0</b>	<b>0</b>	<b>11</b>
Probation Only	27	0	2	8	8	0	0	0	9
Probation and Alternatives	7	0	0	2	3	0	0	0	2

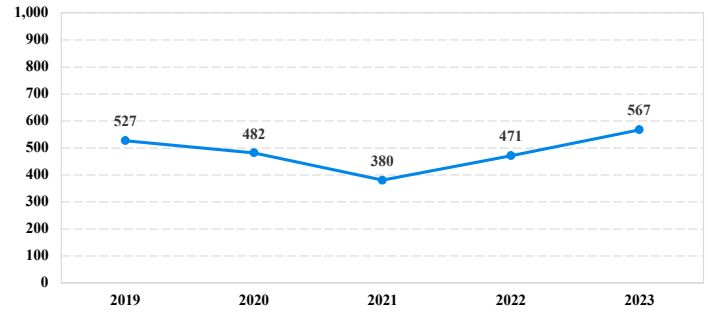
#### FINE ONLY

<b>Total</b>	<b>0</b>	<b>0</b>	<b>0</b>	<b>0</b>	<b>0</b>	<b>0</b>	<b>0</b>	<b>0</b>	<b>0</b>
--------------	----------	----------	----------	----------	----------	----------	----------	----------	----------

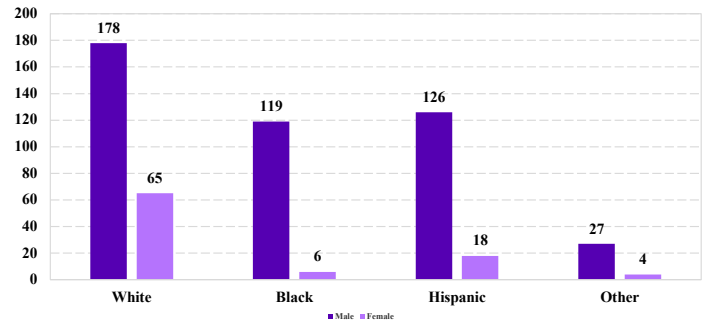
Cases with indeterminable sentence terms are excluded from the calculation of the Mean Sentence or Median Sentence category. Sentences greater than 470 months and probation were included in the sentence average computations as 470 months and zero months, respectively. Cases in the Total Receiving Imprisonment, Total Receiving Probation, and Fine Only categories total 100 percent of all cases. Cases missing information required for a specific analysis were excluded from that analysis. Descriptions of variables used in this analysis are provided in Appendix A.

SOURCE: U.S. Sentencing Commission, 2019 - 2023 Datafiles, USSCFY19 - USSCFY23.

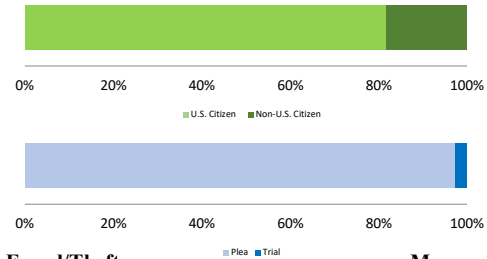
#### Number of Sentenced Individuals Over Time



#### Race and Gender



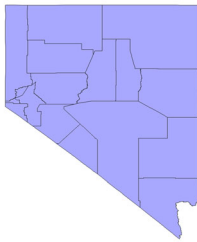
#### Citizenship, Guilty Pleas, and Trials



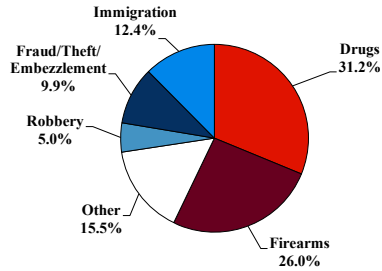
# District at a Glance

## District of Nevada

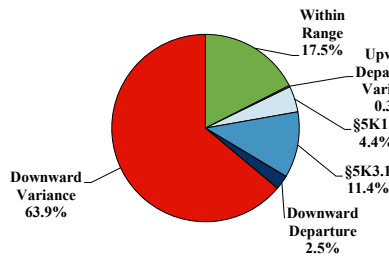
### Fiscal Year 2023



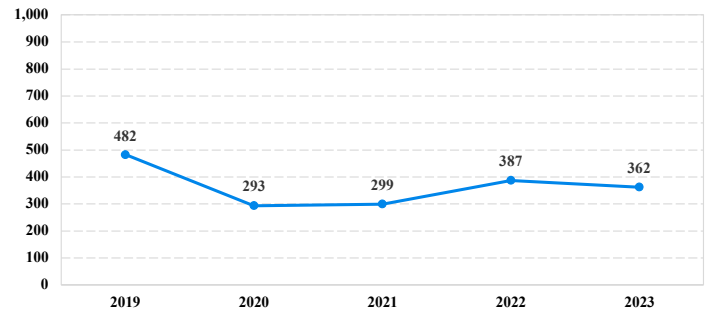
#### Type of Crime



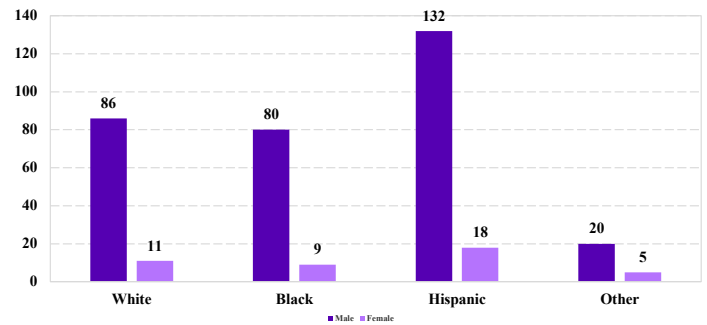
#### Sentence Imposed Relative to the Guideline Range



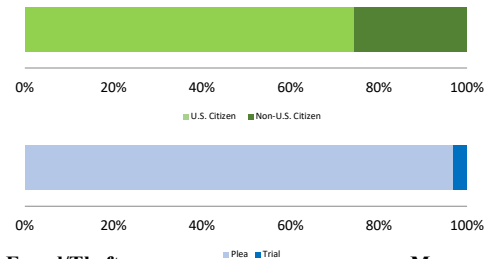
#### Number of Sentenced Individuals Over Time



#### Race and Gender



#### Citizenship, Guilty Pleas, and Trials



#### SENTENCING INFORMATION BY TYPE OF CRIME

	TOTAL	Immigration	Drug Trafficking	Firearms	Fraud/Theft/Embezzle	Robbery	Child Porn	Money Laundering	All Other
<b>Total</b>	<b>362</b>	<b>45</b>	<b>112</b>	<b>94</b>	<b>36</b>	<b>18</b>	<b>13</b>	<b>8</b>	<b>36</b>
Mean Sentence (months)	48	11	67	32	32	81	88	17	65
Median Sentence (months)	30	6	62	28	12	72	87	9	24

#### IMPRISONMENT

<b>Total Receiving Imprisonment</b>	<b>329</b>	<b>44</b>	<b>108</b>	<b>84</b>	<b>28</b>	<b>17</b>	<b>13</b>	<b>5</b>	<b>30</b>
Prison Only	311	44	102	80	23	16	12	4	30
Up to 12 Months	65	25	13	10	4	3	0	1	9
13 to 60 Months	154	19	38	58	15	5	4	3	12
61 to 120 Months	68	0	41	12	2	4	6	0	3
Over 120 Months	24	0	10	0	2	4	2	0	6
Prison and Alternatives	18	0	6	4	5	1	1	1	0

#### PROBATION

<b>Total Receiving Probation</b>	<b>33</b>	<b>1</b>	<b>4</b>	<b>10</b>	<b>8</b>	<b>1</b>	<b>0</b>	<b>3</b>	<b>6</b>
Probation Only	23	1	1	5	7	1	0	3	5
Probation and Alternatives	10	0	3	5	1	0	0	0	1

#### FINE ONLY

<b>Total</b>	<b>0</b>	<b>0</b>	<b>0</b>	<b>0</b>	<b>0</b>	<b>0</b>	<b>0</b>	<b>0</b>	<b>0</b>
--------------	----------	----------	----------	----------	----------	----------	----------	----------	----------

Cases with indeterminable sentence terms are excluded from the calculation of the Mean Sentence or Median Sentence category. Sentences greater than 470 months and probation were included in the sentence average computations as 470 months and zero months, respectively. Cases in the Total Receiving Imprisonment, Total Receiving Probation, and Fine Only categories total 100 percent of all cases. Cases missing information required for a specific analysis were excluded from that analysis. Descriptions of variables used in this analysis are provided in Appendix A.

SOURCE: U.S. Sentencing Commission, 2019 - 2023 Datafiles, USSCFY19 - USSCFY23.

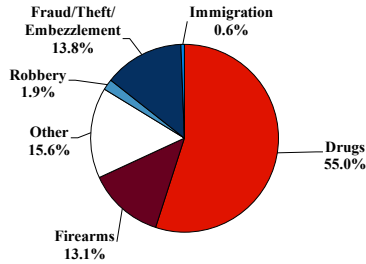
# District at a Glance

## District of New Hampshire

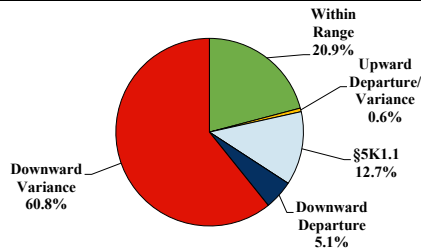
### Fiscal Year 2023



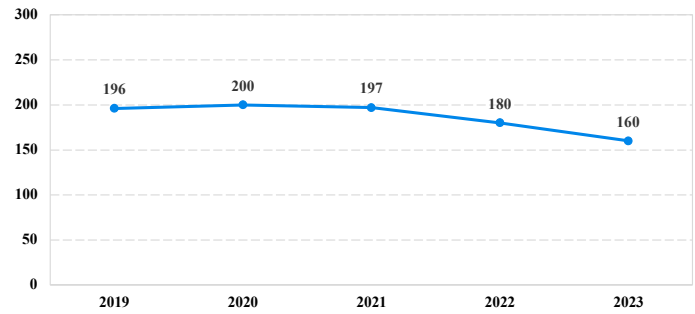
#### Type of Crime



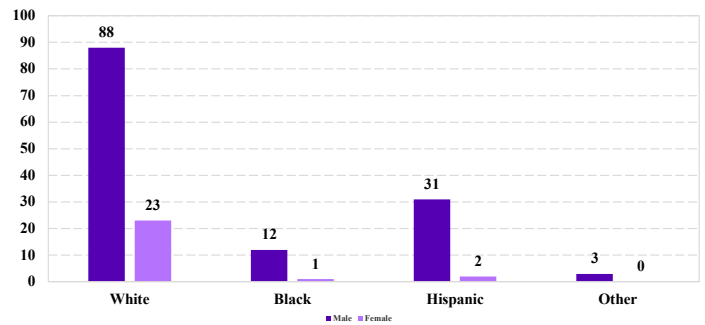
#### Sentence Imposed Relative to the Guideline Range



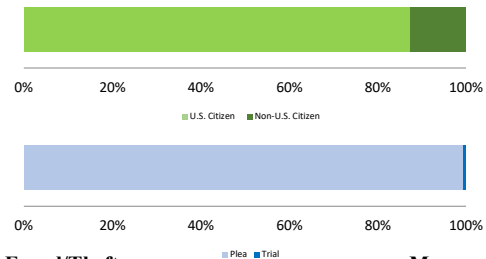
#### Number of Sentenced Individuals Over Time



#### Race and Gender



#### Citizenship, Guilty Pleas, and Trials



#### SENTENCING INFORMATION BY TYPE OF CRIME

	TOTAL	Immigration	Drug Trafficking	Firearms	Fraud/Theft /Embezzle	Robbery	Child Porn	Money Laundering	All Other
	160	1	80	21	22	3	9	3	21
Mean Sentence (months)	40	--	39	22	10	60	78	14	74
Median Sentence (months)	20	--	33	18	9	57	78	18	8

#### IMPRISONMENT

<b>Total Receiving Imprisonment</b>	<b>146</b>	<b>1</b>	<b>77</b>	<b>19</b>	<b>16</b>	<b>3</b>	<b>9</b>	<b>2</b>	<b>19</b>
Prison Only	140	1	76	18	13	3	8	2	19
Up to 12 Months	42	0	19	6	6	0	0	0	11
13 to 60 Months	63	1	37	10	7	2	2	2	2
61 to 120 Months	25	0	18	2	0	1	4	0	0
Over 120 Months	10	0	2	0	0	0	2	0	6
Prison and Alternatives	6	0	1	1	3	0	1	0	0

#### PROBATION

<b>Total Receiving Probation</b>	<b>14</b>	<b>0</b>	<b>3</b>	<b>2</b>	<b>6</b>	<b>0</b>	<b>0</b>	<b>1</b>	<b>2</b>
Probation Only	12	0	3	2	4	0	0	1	2
Probation and Alternatives	2	0	0	0	2	0	0	0	0

#### FINE ONLY

<b>FINE ONLY</b>	<b>0</b>	<b>0</b>	<b>0</b>	<b>0</b>	<b>0</b>	<b>0</b>	<b>0</b>	<b>0</b>	<b>0</b>
------------------	----------	----------	----------	----------	----------	----------	----------	----------	----------

Cases with indeterminable sentence terms are excluded from the calculation of the Mean Sentence or Median Sentence category. Sentences greater than 470 months and probation were included in the sentence average computations as 470 months and zero months, respectively. Cases in the Total Receiving Imprisonment, Total Receiving Probation, and Fine Only categories total 100 percent of all cases. Cases missing information required for a specific analysis were excluded from that analysis. Descriptions of variables used in this analysis are provided in Appendix A.

SOURCE: U.S. Sentencing Commission, 2019 - 2023 Datafiles, USSCFY19 - USSCFY23.

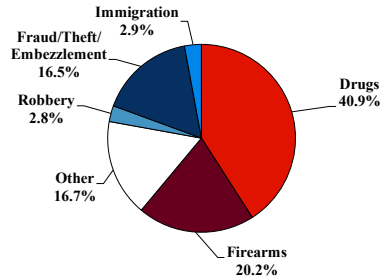
# District at a Glance

## District of New Jersey

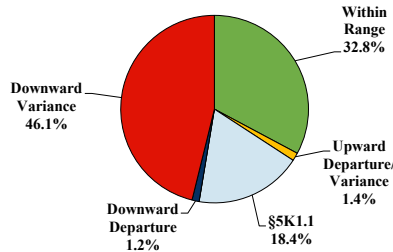
### Fiscal Year 2023



#### Type of Crime



#### Sentence Imposed Relative to the Guideline Range



#### SENTENCING INFORMATION BY TYPE OF CRIME

	TOTAL	Immigration	Drug Trafficking	Firearms	Fraud/Theft /Embezzle	Robbery	Child Porn	Money Laundering	All Other
<b>Total</b>	<b>723</b>	<b>21</b>	<b>294</b>	<b>146</b>	<b>119</b>	<b>20</b>	<b>11</b>	<b>23</b>	<b>89</b>
Mean Sentence (months)	47	14	48	52	22	84	110	29	65
Median Sentence (months)	33	12	39	37	12	70	120	16	21

#### IMPRISONMENT

<b>Total Receiving Imprisonment</b>	<b>637</b>	<b>20</b>	<b>273</b>	<b>141</b>	<b>86</b>	<b>20</b>	<b>11</b>	<b>19</b>	<b>67</b>
Prison Only	614	20	265	138	83	19	11	14	64
Up to 12 Months	89	9	40	7	24	0	0	1	8
13 to 60 Months	338	11	138	83	52	7	1	10	36
61 to 120 Months	134	0	65	42	5	8	7	3	4
Over 120 Months	53	0	22	6	2	4	3	0	16
Prison and Alternatives	23	0	8	3	3	1	0	5	3

#### PROBATION

<b>Total Receiving Probation</b>	<b>85</b>	<b>1</b>	<b>21</b>	<b>5</b>	<b>32</b>	<b>0</b>	<b>0</b>	<b>4</b>	<b>22</b>
Probation Only	53	0	11	2	21	0	0	4	15
Probation and Alternatives	32	1	10	3	11	0	0	0	7

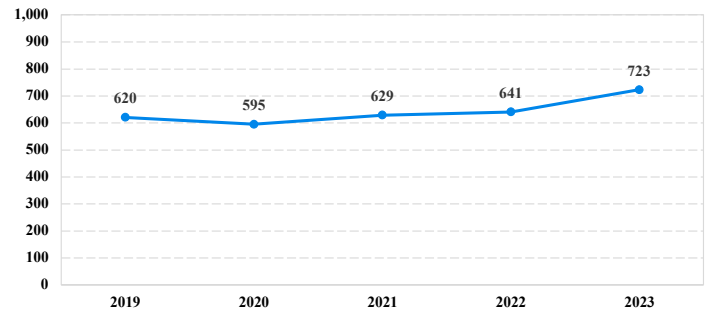
#### FINE ONLY

<b>Total</b>	<b>1</b>	<b>0</b>	<b>0</b>	<b>0</b>	<b>1</b>	<b>0</b>	<b>0</b>	<b>0</b>	<b>0</b>
--------------	----------	----------	----------	----------	----------	----------	----------	----------	----------

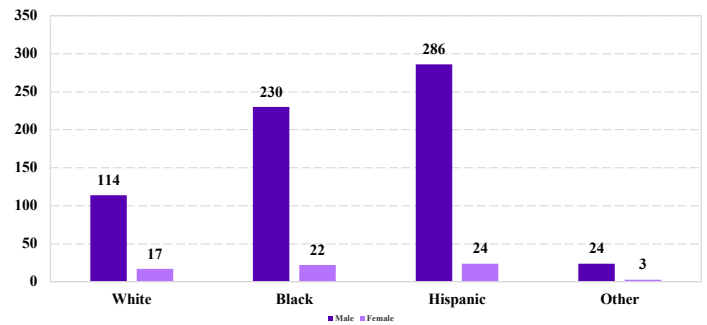
Cases with indeterminable sentence terms are excluded from the calculation of the Mean Sentence or Median Sentence category. Sentences greater than 470 months and probation were included in the sentence average computations as 470 months and zero months, respectively. Cases in the Total Receiving Imprisonment, Total Receiving Probation, and Fine Only categories total 100 percent of all cases. Cases missing information required for a specific analysis were excluded from that analysis. Descriptions of variables used in this analysis are provided in Appendix A.

SOURCE: U.S. Sentencing Commission, 2019 - 2023 Datafiles, USSCFY19 - USSCFY23.

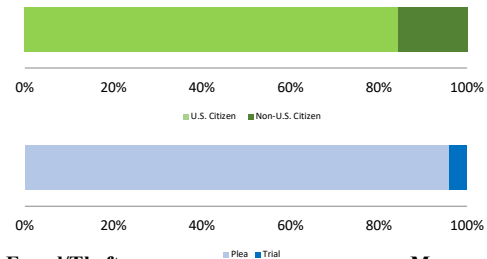
#### Number of Sentenced Individuals Over Time



#### Race and Gender



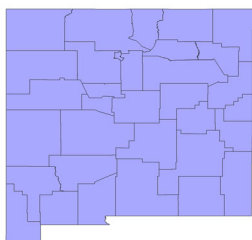
#### Citizenship, Guilty Pleas, and Trials



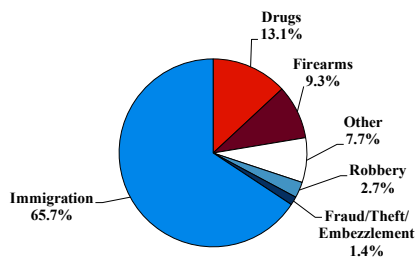
# District at a Glance

## District of New Mexico

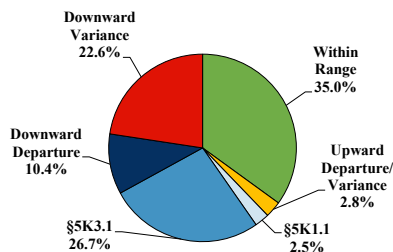
### Fiscal Year 2023



#### Type of Crime



#### Sentence Imposed Relative to the Guideline Range



#### SENTENCING INFORMATION BY TYPE OF CRIME

	TOTAL	Immigration	Drug Trafficking	Firearms	Fraud/Theft /Embezzle	Robbery	Child Porn	Money Laundering	All Other
	2,006	1,318	263	187	29	55	8	8	138
Mean Sentence (months)	29	10	63	47	17	71	138	75	89
Median Sentence (months)	12	6	51	37	9	60	115	41	39

#### IMPRISONMENT

	TOTAL	Immigration	Drug Trafficking	Firearms	Fraud/Theft /Embezzle	Robbery	Child Porn	Money Laundering	All Other
<b>Total Receiving Imprisonment</b>	<b>1,966</b>	<b>1,309</b>	<b>257</b>	<b>179</b>	<b>21</b>	<b>54</b>	<b>8</b>	<b>7</b>	<b>131</b>
Prison Only	1,760	1,275	183	140	19	37	7	6	93
Up to 12 Months	964	886	43	6	8	1	1	0	19
13 to 60 Months	640	387	75	106	9	18	2	3	40
61 to 120 Months	115	2	47	24	2	14	2	2	22
Over 120 Months	41	0	18	4	0	4	2	1	12
Prison and Alternatives	206	34	74	39	2	17	1	1	38

#### PROBATION

	TOTAL	Immigration	Drug Trafficking	Firearms	Fraud/Theft /Embezzle	Robbery	Child Porn	Money Laundering	All Other
<b>Total Receiving Probation</b>	<b>40</b>	<b>9</b>	<b>6</b>	<b>8</b>	<b>8</b>	<b>1</b>	<b>0</b>	<b>1</b>	<b>7</b>
Probation Only	29	3	5	7	8	1	0	1	4
Probation and Alternatives	11	6	1	1	0	0	0	0	3

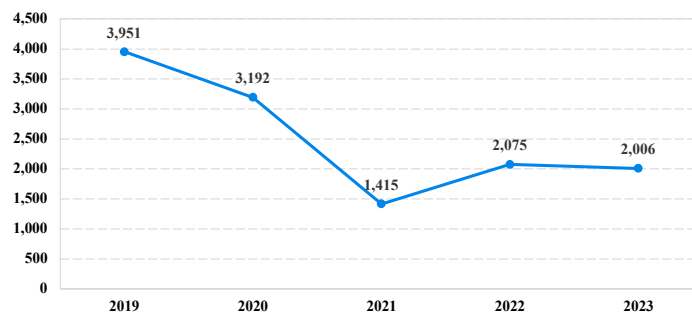
#### FINE ONLY

	TOTAL	Immigration	Drug Trafficking	Firearms	Fraud/Theft /Embezzle	Robbery	Child Porn	Money Laundering	All Other
	0	0	0	0	0	0	0	0	0

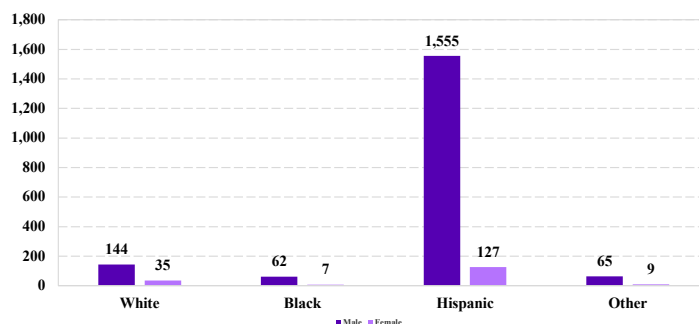
Cases with indeterminable sentence terms are excluded from the calculation of the Mean Sentence or Median Sentence category. Sentences greater than 470 months and probation were included in the sentence average computations as 470 months and zero months, respectively. Cases in the Total Receiving Imprisonment, Total Receiving Probation, and Fine Only categories total 100 percent of all cases. Cases missing information required for a specific analysis were excluded from that analysis. Descriptions of variables used in this analysis are provided in Appendix A.

SOURCE: U.S. Sentencing Commission, 2019 - 2023 Datafiles, USSCFY19 - USSCFY23.

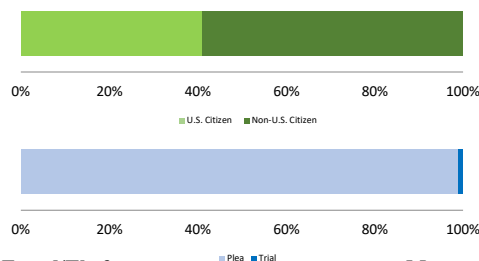
#### Number of Sentenced Individuals Over Time



#### Race and Gender



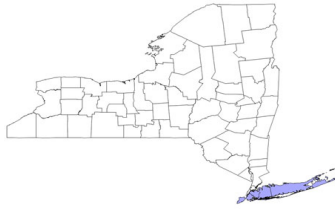
#### Citizenship, Guilty Pleas, and Trials



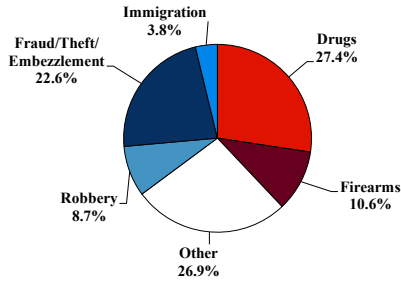
# District at a Glance

## Eastern District of New York

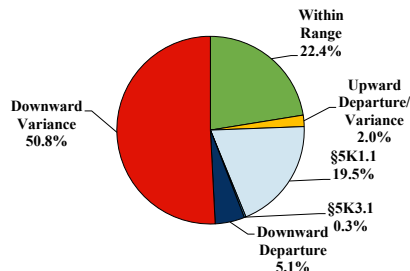
### Fiscal Year 2023



#### Type of Crime



#### Sentence Imposed Relative to the Guideline Range



#### SENTENCING INFORMATION BY TYPE OF CRIME

	TOTAL	Immigration	Drug Trafficking	Firearms	Fraud/Theft /Embezzle	Robbery	Child Porn	Money Laundering	All Other
<b>Total</b>	<b>709</b>	<b>27</b>	<b>194</b>	<b>75</b>	<b>160</b>	<b>62</b>	<b>20</b>	<b>27</b>	<b>144</b>
Mean Sentence (months)	52	11	43	46	12	77	93	26	106
Median Sentence (months)	21	8	29	37	1	76	75	2	33

#### IMPRISONMENT

<b>Total Receiving Imprisonment</b>	<b>586</b>	<b>22</b>	<b>176</b>	<b>72</b>	<b>101</b>	<b>60</b>	<b>20</b>	<b>20</b>	<b>115</b>
Prison Only	573	22	172	72	96	59	20	19	113
Up to 12 Months	154	13	49	9	48	8	1	7	19
13 to 60 Months	236	9	74	44	45	15	7	9	33
61 to 120 Months	108	0	37	16	2	25	7	3	18
Over 120 Months	75	0	12	3	1	11	5	0	43
Prison and Alternatives	13	0	4	0	5	1	0	1	2

#### PROBATION

<b>Total Receiving Probation</b>	<b>122</b>	<b>5</b>	<b>18</b>	<b>3</b>	<b>58</b>	<b>2</b>	<b>0</b>	<b>7</b>	<b>29</b>
Probation Only	111	2	17	3	55	2	0	7	25
Probation and Alternatives	11	3	1	0	3	0	0	0	4

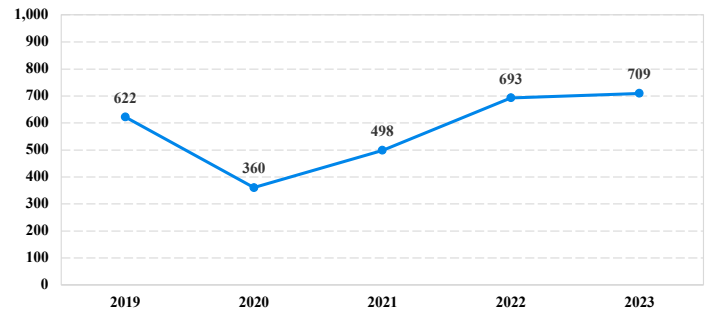
#### FINE ONLY

<b>Total</b>	<b>1</b>	<b>0</b>	<b>0</b>	<b>0</b>	<b>1</b>	<b>0</b>	<b>0</b>	<b>0</b>	<b>0</b>
--------------	----------	----------	----------	----------	----------	----------	----------	----------	----------

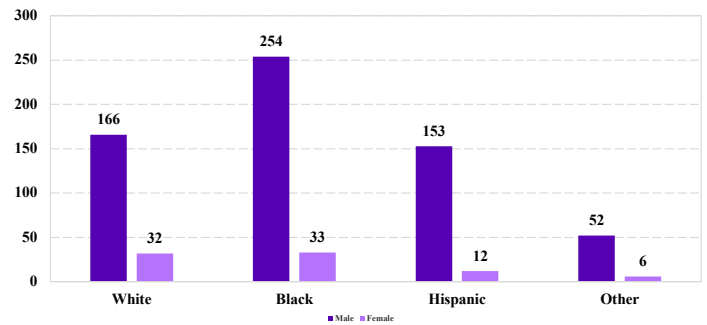
Cases with indeterminable sentence terms are excluded from the calculation of the Mean Sentence or Median Sentence category. Sentences greater than 470 months and probation were included in the sentence average computations as 470 months and zero months, respectively. Cases in the Total Receiving Imprisonment, Total Receiving Probation, and Fine Only categories total 100 percent of all cases. Cases missing information required for a specific analysis were excluded from that analysis. Descriptions of variables used in this analysis are provided in Appendix A.

SOURCE: U.S. Sentencing Commission, 2019 - 2023 Datafiles, USSCFY19 - USSCFY23.

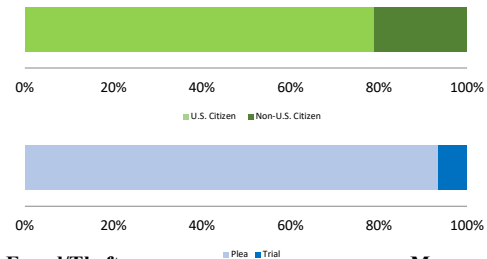
#### Number of Sentenced Individuals Over Time



#### Race and Gender



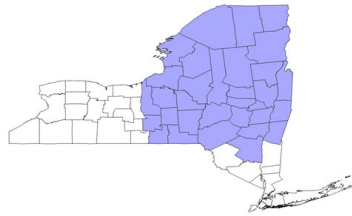
#### Citizenship, Guilty Pleas, and Trials



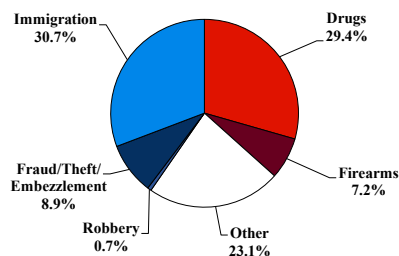
# District at a Glance

## Northern District of New York

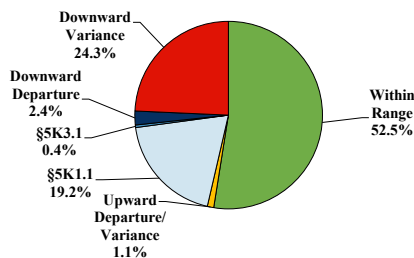
### Fiscal Year 2023



#### Type of Crime



#### Sentence Imposed Relative to the Guideline Range



#### SENTENCING INFORMATION BY TYPE OF CRIME

	TOTAL	Immigration	Drug Trafficking	Firearms	Fraud/Theft /Embezzle	Robbery	Child Porn	Money Laundering	All Other
<b>Total</b>	<b>459</b>	<b>141</b>	<b>133</b>	<b>33</b>	<b>41</b>	<b>3</b>	<b>29</b>	<b>5</b>	<b>74</b>
Mean Sentence (months)	46	7	68	37	18	114	124	2	66
Median Sentence (months)	16	4	64	30	12	54	120	0	12

#### IMPRISONMENT

<b>Total Receiving Imprisonment</b>	<b>405</b>	<b>140</b>	<b>127</b>	<b>31</b>	<b>25</b>	<b>3</b>	<b>29</b>	<b>3</b>	<b>47</b>
Prison Only	404	140	126	31	25	3	29	3	47
Up to 12 Months	145	108	15	3	5	0	0	3	11
13 to 60 Months	128	32	38	22	18	2	2	0	14
61 to 120 Months	83	0	52	6	2	0	15	0	8
Over 120 Months	48	0	21	0	0	1	12	0	14
Prison and Alternatives	1	0	1	0	0	0	0	0	0

#### PROBATION

<b>Total Receiving Probation</b>	<b>45</b>	<b>1</b>	<b>6</b>	<b>2</b>	<b>14</b>	<b>0</b>	<b>0</b>	<b>2</b>	<b>20</b>
Probation Only	42	1	5	2	13	0	0	2	19
Probation and Alternatives	3	0	1	0	1	0	0	0	1

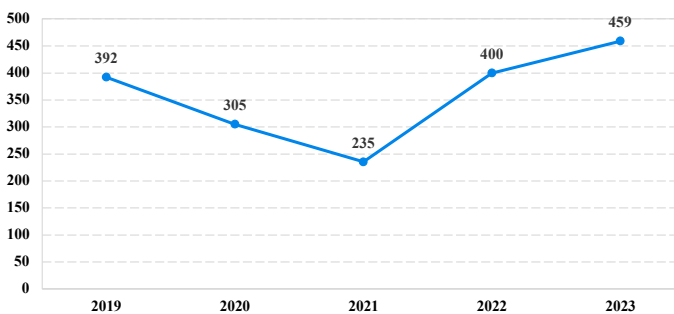
#### FINE ONLY

<b>Total</b>	<b>9</b>	<b>0</b>	<b>0</b>	<b>0</b>	<b>2</b>	<b>0</b>	<b>0</b>	<b>0</b>	<b>7</b>
--------------	----------	----------	----------	----------	----------	----------	----------	----------	----------

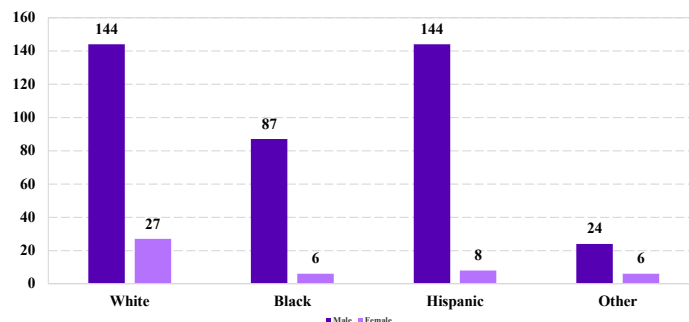
Cases with indeterminable sentence terms are excluded from the calculation of the Mean Sentence or Median Sentence category. Sentences greater than 470 months and probation were included in the sentence average computations as 470 months and zero months, respectively. Cases in the Total Receiving Imprisonment, Total Receiving Probation, and Fine Only categories total 100 percent of all cases. Cases missing information required for a specific analysis were excluded from that analysis. Descriptions of variables used in this analysis are provided in Appendix A.

SOURCE: U.S. Sentencing Commission, 2019 - 2023 Datafiles, USSCFY19 - USSCFY23.

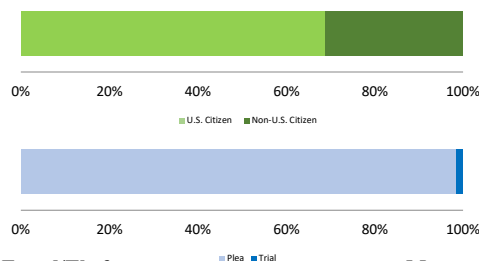
#### Number of Sentenced Individuals Over Time



#### Race and Gender



#### Citizenship, Guilty Pleas, and Trials

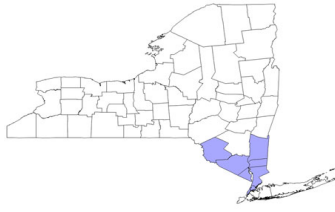




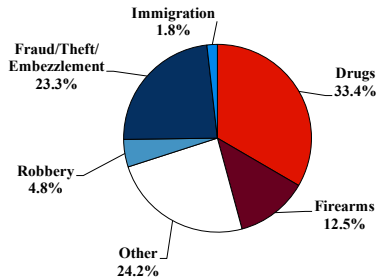
# District at a Glance

## Southern District of New York

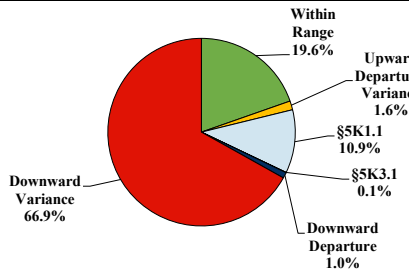
### Fiscal Year 2023



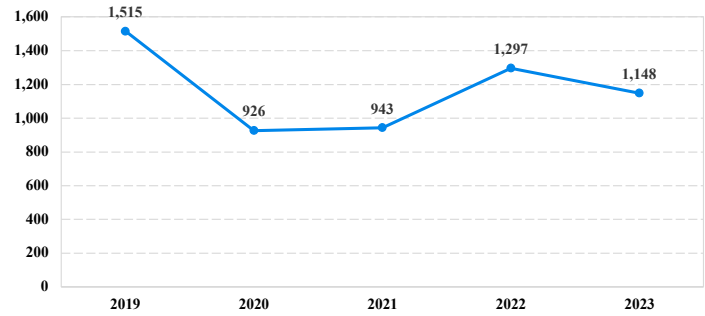
#### Type of Crime



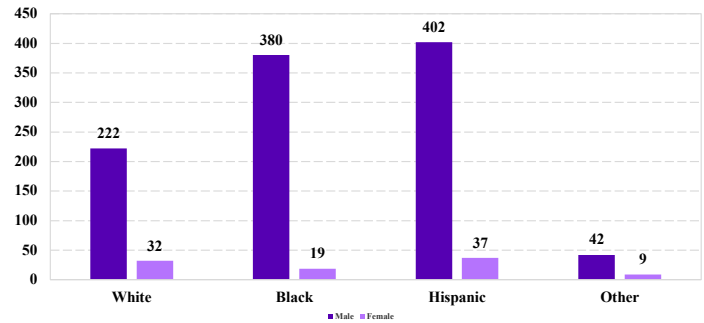
#### Sentence Imposed Relative to the Guideline Range



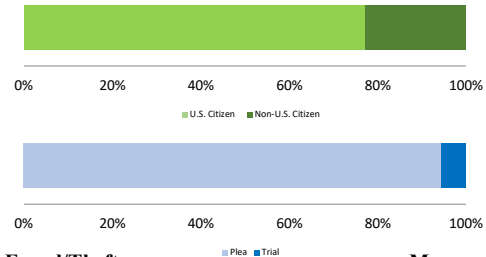
#### Number of Sentenced Individuals Over Time



#### Race and Gender



#### Citizenship, Guilty Pleas, and Trials



#### SENTENCING INFORMATION BY TYPE OF CRIME

	TOTAL	Immigration	Drug Trafficking	Firearms	Fraud/Theft /Embezzle	Robbery	Child Porn	Money Laundering	All Other
	1,148	21	381	143	268	55	14	77	189
Mean Sentence (months)	53	10	64	43	26	63	36	37	84
Median Sentence (months)	34	10	48	36	18	52	24	26	39

#### IMPRISONMENT

	TOTAL	Immigration	Drug Trafficking	Firearms	Fraud/Theft /Embezzle	Robbery	Child Porn	Money Laundering	All Other
<b>Total Receiving Imprisonment</b>	<b>1,104</b>	<b>21</b>	<b>376</b>	<b>142</b>	<b>245</b>	<b>54</b>	<b>12</b>	<b>76</b>	<b>178</b>
Prison Only	1,051	21	352	138	231	54	11	72	172
Up to 12 Months	210	14	52	8	71	0	3	24	38
13 to 60 Months	555	7	166	105	133	32	6	37	69
61 to 120 Months	188	0	89	23	25	19	0	7	25
Over 120 Months	98	0	45	2	2	3	2	4	40
Prison and Alternatives	53	0	24	4	14	0	1	4	6

#### PROBATION

	TOTAL	Immigration	Drug Trafficking	Firearms	Fraud/Theft /Embezzle	Robbery	Child Porn	Money Laundering	All Other
<b>Total Receiving Probation</b>	<b>44</b>	<b>0</b>	<b>5</b>	<b>1</b>	<b>23</b>	<b>1</b>	<b>2</b>	<b>1</b>	<b>11</b>
Probation Only	26	0	2	1	13	1	2	1	6
Probation and Alternatives	18	0	3	0	10	0	0	0	5

#### FINE ONLY

	0	0	0	0	0	0	0	0	0
--	---	---	---	---	---	---	---	---	---

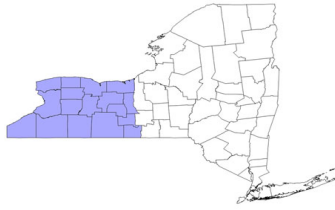
Cases with indeterminable sentence terms are excluded from the calculation of the Mean Sentence or Median Sentence category. Sentences greater than 470 months and probation were included in the sentence average computations as 470 months and zero months, respectively. Cases in the Total Receiving Imprisonment, Total Receiving Probation, and Fine Only categories total 100 percent of all cases. Cases missing information required for a specific analysis were excluded from that analysis. Descriptions of variables used in this analysis are provided in Appendix A.

SOURCE: U.S. Sentencing Commission, 2019 - 2023 Datafiles, USSCFY19 - USSCFY23.

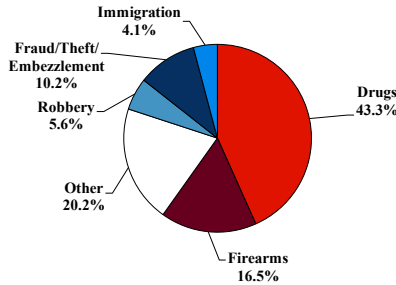
# District at a Glance

## Western District of New York

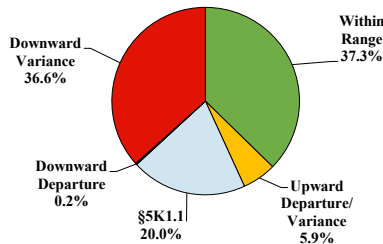
### Fiscal Year 2023



#### Type of Crime



#### Sentence Imposed Relative to the Guideline Range



#### SENTENCING INFORMATION BY TYPE OF CRIME

	TOTAL	Immigration	Drug Trafficking	Firearms	Fraud/Theft /Embezzle	Robbery	Child Porn	Money Laundering	All Other
<b>Total</b>	<b>411</b>	<b>17</b>	<b>175</b>	<b>68</b>	<b>42</b>	<b>23</b>	<b>22</b>	<b>3</b>	<b>61</b>
Mean Sentence (months)	63	7	70	47	18	75	88	59	94
Median Sentence (months)	41	3	60	45	0	72	69	57	30

#### IMPRISONMENT

<b>Total Receiving Imprisonment</b>	<b>381</b>	<b>16</b>	<b>172</b>	<b>66</b>	<b>29</b>	<b>23</b>	<b>22</b>	<b>2</b>	<b>51</b>
Prison Only	373	16	167	65	29	23	22	2	49
Up to 12 Months	65	13	18	3	15	2	2	0	12
13 to 60 Months	164	3	70	48	12	8	8	1	14
61 to 120 Months	86	0	49	12	1	9	9	0	6
Over 120 Months	58	0	30	2	1	4	3	1	17
Prison and Alternatives	8	0	5	1	0	0	0	0	2

#### PROBATION

<b>Total Receiving Probation</b>	<b>26</b>	<b>1</b>	<b>3</b>	<b>2</b>	<b>9</b>	<b>0</b>	<b>0</b>	<b>1</b>	<b>10</b>
Probation Only	22	1	1	1	9	0	0	1	9
Probation and Alternatives	4	0	2	1	0	0	0	0	1

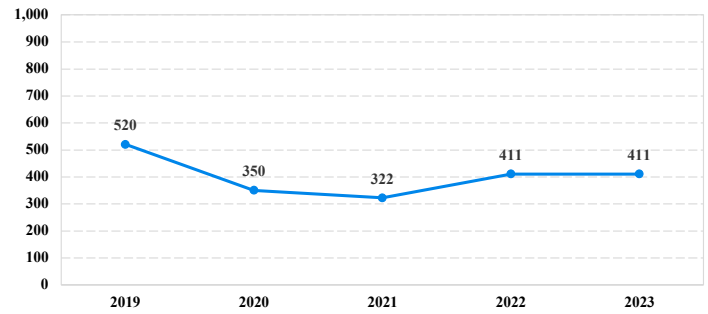
#### FINE ONLY

<b>Total</b>	<b>4</b>	<b>0</b>	<b>0</b>	<b>0</b>	<b>4</b>	<b>0</b>	<b>0</b>	<b>0</b>	<b>0</b>
--------------	----------	----------	----------	----------	----------	----------	----------	----------	----------

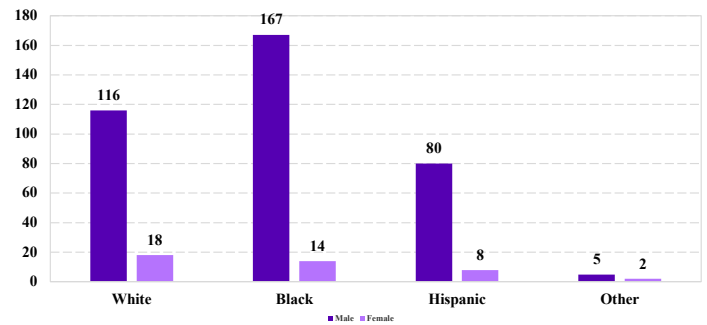
Cases with indeterminable sentence terms are excluded from the calculation of the Mean Sentence or Median Sentence category. Sentences greater than 470 months and probation were included in the sentence average computations as 470 months and zero months, respectively. Cases in the Total Receiving Imprisonment, Total Receiving Probation, and Fine Only categories total 100 percent of all cases. Cases missing information required for a specific analysis were excluded from that analysis. Descriptions of variables used in this analysis are provided in Appendix A.

SOURCE: U.S. Sentencing Commission, 2019 - 2023 Datafiles, USSCFY19 - USSCFY23.

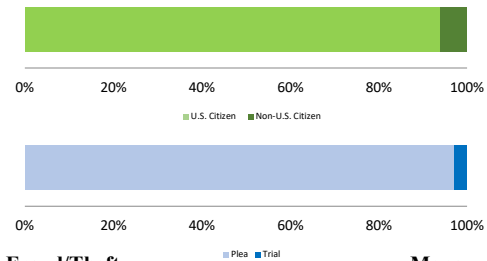
#### Number of Sentenced Individuals Over Time



#### Race and Gender



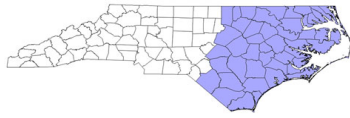
#### Citizenship, Guilty Pleas, and Trials



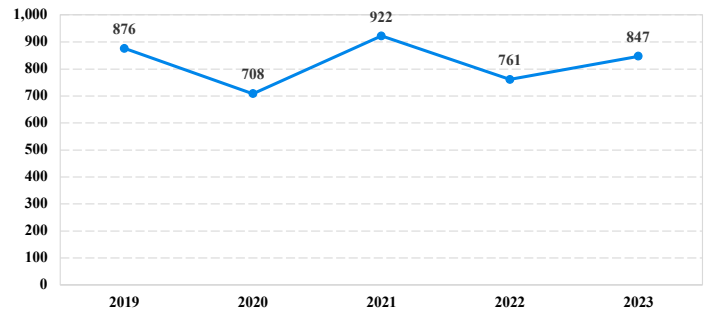
# District at a Glance

## Eastern District of North Carolina

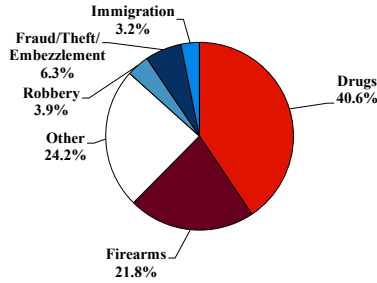
### Fiscal Year 2023



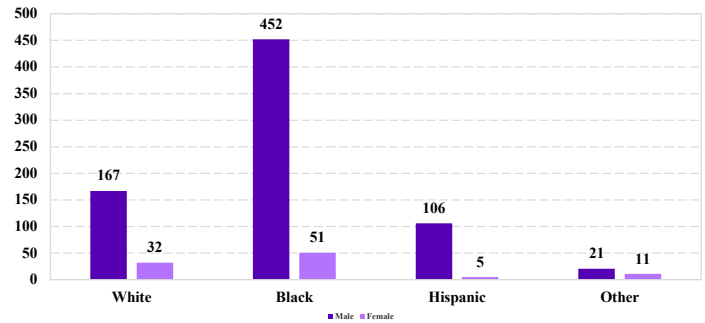
Number of Sentenced Individuals Over Time



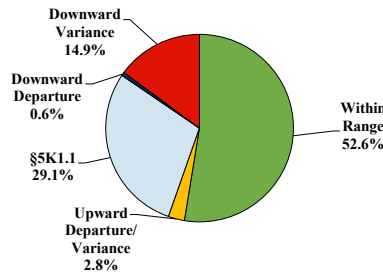
Type of Crime



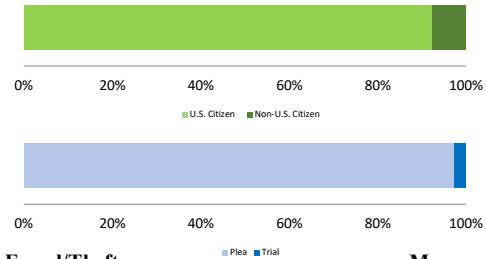
Race and Gender



Sentence Imposed Relative to the Guideline Range



Citizenship, Guilty Pleas, and Trials



SENTENCING INFORMATION BY TYPE OF CRIME

	TOTAL	Immigration	Drug Trafficking	Firearms	Fraud/Theft/Embezzle	Robbery	Child Porn	Money Laundering	All Other
<b>Total</b>	<b>847</b>	<b>27</b>	<b>341</b>	<b>185</b>	<b>53</b>	<b>33</b>	<b>19</b>	<b>14</b>	<b>175</b>
Mean Sentence (months)	79	17	106	66	30	150	162	81	43
Median Sentence (months)	60	15	93	57	12	132	121	43	0

**IMPRISONMENT**

	TOTAL	Immigration	Drug Trafficking	Firearms	Fraud/Theft/Embezzle	Robbery	Child Porn	Money Laundering	All Other
<b>Total Receiving Imprisonment</b>	<b>722</b>	<b>25</b>	<b>334</b>	<b>179</b>	<b>40</b>	<b>33</b>	<b>19</b>	<b>13</b>	<b>79</b>
Prison Only	716	25	330	178	40	33	19	13	78
Up to 12 Months	55	11	12	8	7	0	0	2	15
13 to 60 Months	253	13	90	86	28	2	1	8	25
61 to 120 Months	215	1	105	66	2	12	8	1	20
Over 120 Months	193	0	123	18	3	19	10	2	18
Prison and Alternatives	6	0	4	1	0	0	0	0	1

**PROBATION**

	TOTAL	Immigration	Drug Trafficking	Firearms	Fraud/Theft/Embezzle	Robbery	Child Porn	Money Laundering	All Other
<b>Total Receiving Probation</b>	<b>120</b>	<b>2</b>	<b>7</b>	<b>6</b>	<b>12</b>	<b>0</b>	<b>0</b>	<b>1</b>	<b>92</b>
Probation Only	106	2	4	3	7	0	0	1	89
Probation and Alternatives	14	0	3	3	5	0	0	0	3

**FINE ONLY**

	TOTAL	Immigration	Drug Trafficking	Firearms	Fraud/Theft/Embezzle	Robbery	Child Porn	Money Laundering	All Other
<b>Total</b>	<b>5</b>	<b>0</b>	<b>0</b>	<b>0</b>	<b>1</b>	<b>0</b>	<b>0</b>	<b>0</b>	<b>4</b>

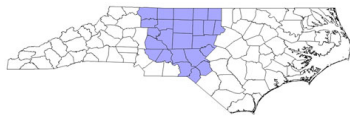
Cases with indeterminable sentence terms are excluded from the calculation of the Mean Sentence or Median Sentence category. Sentences greater than 470 months and probation were included in the sentence average computations as 470 months and zero months, respectively. Cases in the Total Receiving Imprisonment, Total Receiving Probation, and Fine Only categories total 100 percent of all cases. Cases missing information required for a specific analysis were excluded from that analysis. Descriptions of variables used in this analysis are provided in Appendix A.

SOURCE: U.S. Sentencing Commission, 2019 - 2023 Datafiles, USSCFY19 - USSCFY23.

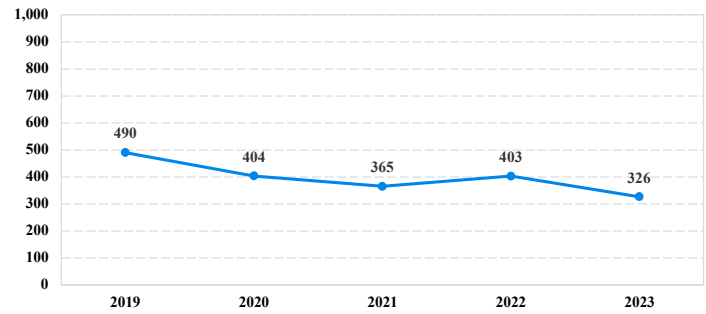
# District at a Glance

## Middle District of North Carolina

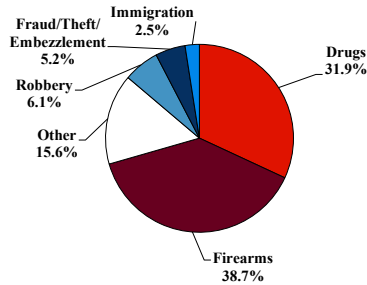
### Fiscal Year 2023



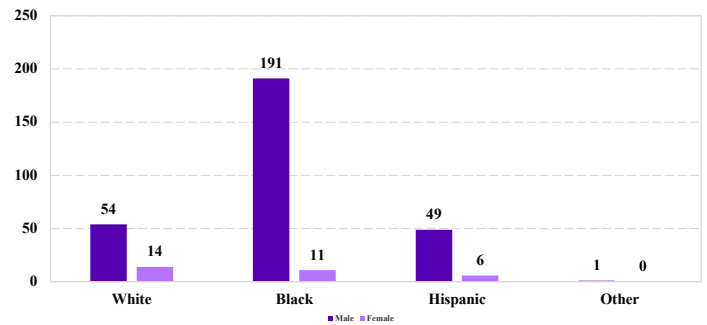
#### Number of Sentenced Individuals Over Time



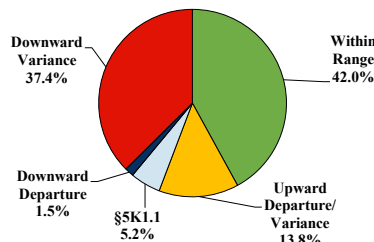
#### Type of Crime



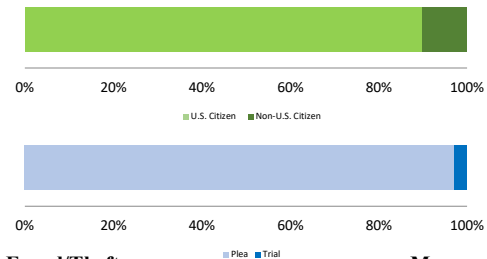
#### Race and Gender



#### Sentence Imposed Relative to the Guideline Range



#### Citizenship, Guilty Pleas, and Trials



#### SENTENCING INFORMATION BY TYPE OF CRIME

	TOTAL	Immigration	Drug Trafficking	Firearms	Fraud/Theft/Embezzle	Robbery	Child Porn	Money Laundering	All Other
<b>Total</b>	<b>326</b>	<b>8</b>	<b>104</b>	<b>126</b>	<b>17</b>	<b>20</b>	<b>10</b>	<b>5</b>	<b>36</b>
Mean Sentence (months)	88	34	105	59	27	118	122	67	154
Median Sentence (months)	66	29	100	60	16	109	141	48	114

#### IMPRISONMENT

<b>Total Receiving Imprisonment</b>	<b>295</b>	<b>7</b>	<b>98</b>	<b>113</b>	<b>11</b>	<b>20</b>	<b>10</b>	<b>4</b>	<b>32</b>
Prison Only	289	7	97	109	11	20	10	4	31
Up to 12 Months	6	0	2	2	2	0	0	0	0
13 to 60 Months	112	6	25	56	6	4	2	2	11
61 to 120 Months	96	1	31	47	3	8	2	1	3
Over 120 Months	75	0	39	4	0	8	6	1	17
Prison and Alternatives	6	0	1	4	0	0	0	0	1

#### PROBATION

<b>Total Receiving Probation</b>	<b>31</b>	<b>1</b>	<b>6</b>	<b>13</b>	<b>6</b>	<b>0</b>	<b>0</b>	<b>1</b>	<b>4</b>
Probation Only	22	1	3	10	5	0	0	1	2
Probation and Alternatives	9	0	3	3	1	0	0	0	2

#### FINE ONLY

<b>Total</b>	<b>0</b>	<b>0</b>	<b>0</b>	<b>0</b>	<b>0</b>	<b>0</b>	<b>0</b>	<b>0</b>	<b>0</b>
--------------	----------	----------	----------	----------	----------	----------	----------	----------	----------

Cases with indeterminable sentence terms are excluded from the calculation of the Mean Sentence or Median Sentence category. Sentences greater than 470 months and probation were included in the sentence average computations as 470 months and zero months, respectively. Cases in the Total Receiving Imprisonment, Total Receiving Probation, and Fine Only categories total 100 percent of all cases. Cases missing information required for a specific analysis were excluded from that analysis. Descriptions of variables used in this analysis are provided in Appendix A.

SOURCE: U.S. Sentencing Commission, 2019 - 2023 Datafiles, USSCFY19 - USSCFY23.

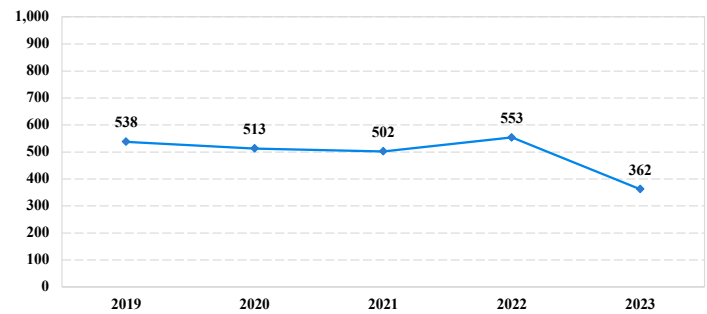
# District at a Glance

## Western District of North Carolina

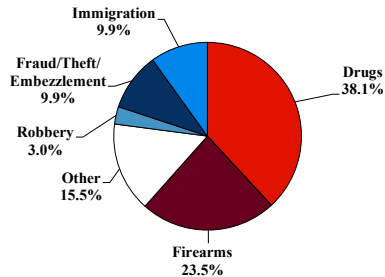
### Fiscal Year 2023



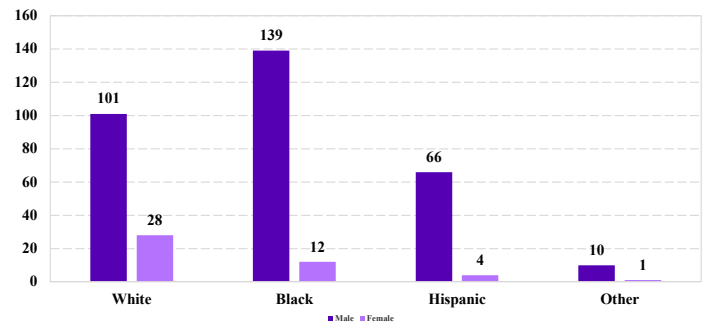
#### Number of Sentenced Individuals Over Time



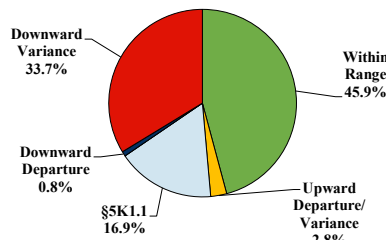
#### Type of Crime



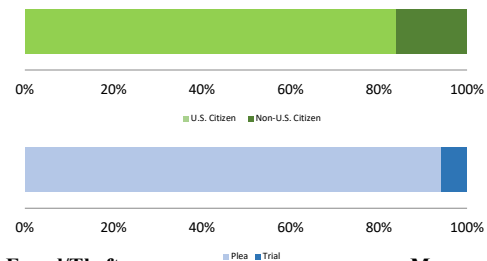
#### Race and Gender



#### Sentence Imposed Relative to the Guideline Range



#### Citizenship, Guilty Pleas, and Trials



#### SENTENCING INFORMATION BY TYPE OF CRIME

	TOTAL	Immigration	Drug Trafficking	Firearms	Fraud/Theft /Embezzle	Robbery	Child Porn	Money Laundering	All Other
<b>Total</b>	<b>362</b>	<b>36</b>	<b>137</b>	<b>85</b>	<b>36</b>	<b>11</b>	<b>16</b>	<b>12</b>	<b>29</b>
Mean Sentence (months)	87	12	124	54	34	127	117	85	133
Median Sentence (months)	62	8	120	46	29	120	77	43	48

#### IMPRISONMENT

<b>Total Receiving Imprisonment</b>	<b>350</b>	<b>36</b>	<b>137</b>	<b>83</b>	<b>31</b>	<b>11</b>	<b>16</b>	<b>12</b>	<b>24</b>
Prison Only	346	36	135	81	31	11	16	12	24
Up to 12 Months	35	24	2	4	4	0	0	0	1
13 to 60 Months	130	12	24	51	22	1	4	7	9
61 to 120 Months	90	0	47	22	5	6	6	2	2
Over 120 Months	91	0	62	4	0	4	6	3	12
Prison and Alternatives	4	0	2	2	0	0	0	0	0

#### PROBATION

<b>Total Receiving Probation</b>	<b>12</b>	<b>0</b>	<b>0</b>	<b>2</b>	<b>5</b>	<b>0</b>	<b>0</b>	<b>0</b>	<b>5</b>
Probation Only	7	0	0	0	2	0	0	0	5
Probation and Alternatives	5	0	0	2	3	0	0	0	0

#### FINE ONLY

<b>Total</b>	<b>0</b>	<b>0</b>	<b>0</b>	<b>0</b>	<b>0</b>	<b>0</b>	<b>0</b>	<b>0</b>	<b>0</b>
--------------	----------	----------	----------	----------	----------	----------	----------	----------	----------

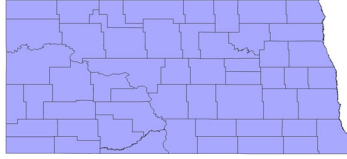
Cases with indeterminable sentence terms are excluded from the calculation of the Mean Sentence or Median Sentence category. Sentences greater than 470 months and probation were included in the sentence average computations as 470 months and zero months, respectively. Cases in the Total Receiving Imprisonment, Total Receiving Probation, and Fine Only categories total 100 percent of all cases. Cases missing information required for a specific analysis were excluded from that analysis. Descriptions of variables used in this analysis are provided in Appendix A.

SOURCE: U.S. Sentencing Commission, 2019 - 2023 Datafiles, USSCFY19 - USSCFY23.

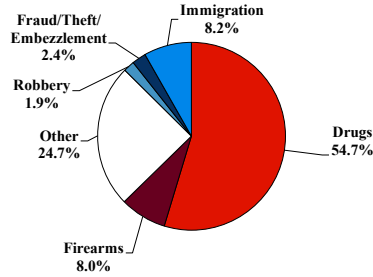
# District at a Glance

## District of North Dakota

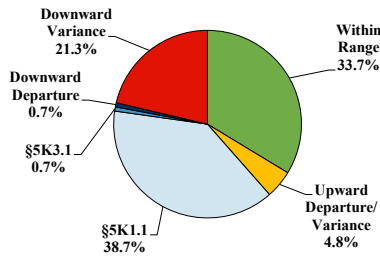
### Fiscal Year 2023



#### Type of Crime



#### Sentence Imposed Relative to the Guideline Range



#### SENTENCING INFORMATION BY TYPE OF CRIME

	TOTAL	Immigration	Drug Trafficking	Firearms	Fraud/Theft /Embezzle	Robbery	Child Porn	Money Laundering	All Other
<b>Total</b>	<b>413</b>	<b>34</b>	<b>224</b>	<b>33</b>	<b>10</b>	<b>8</b>	<b>14</b>	<b>10</b>	<b>80</b>
Mean Sentence (months)	58	8	61	34	20	59	128	125	65
Median Sentence (months)	38	4	48	28	20	50	120	95	33

#### IMPRISONMENT

<b>Total Receiving Imprisonment</b>	<b>408</b>	<b>34</b>	<b>221</b>	<b>33</b>	<b>10</b>	<b>8</b>	<b>14</b>	<b>10</b>	<b>78</b>
Prison Only	389	34	210	32	10	8	14	10	71
Up to 12 Months	95	24	45	6	4	0	0	0	16
13 to 60 Months	162	10	80	21	5	6	3	4	33
61 to 120 Months	89	0	61	5	1	2	6	2	12
Over 120 Months	43	0	24	0	0	0	5	4	10
Prison and Alternatives	19	0	11	1	0	0	0	0	7

#### PROBATION

<b>Total Receiving Probation</b>	<b>5</b>	<b>0</b>	<b>3</b>	<b>0</b>	<b>0</b>	<b>0</b>	<b>0</b>	<b>0</b>	<b>2</b>
Probation Only	2	0	0	0	0	0	0	0	2
Probation and Alternatives	3	0	3	0	0	0	0	0	0

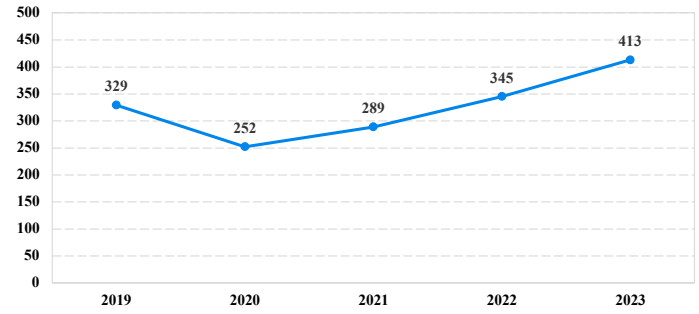
#### FINE ONLY

<b>Total</b>	<b>0</b>	<b>0</b>	<b>0</b>	<b>0</b>	<b>0</b>	<b>0</b>	<b>0</b>	<b>0</b>	<b>0</b>
--------------	----------	----------	----------	----------	----------	----------	----------	----------	----------

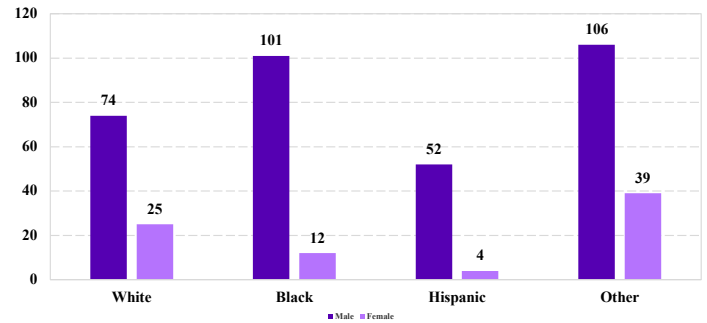
Cases with indeterminable sentence terms are excluded from the calculation of the Mean Sentence or Median Sentence category. Sentences greater than 470 months and probation were included in the sentence average computations as 470 months and zero months, respectively. Cases in the Total Receiving Imprisonment, Total Receiving Probation, and Fine Only categories total 100 percent of all cases. Cases missing information required for a specific analysis were excluded from that analysis. Descriptions of variables used in this analysis are provided in Appendix A.

SOURCE: U.S. Sentencing Commission, 2019 - 2023 Datafiles, USSCFY19 - USSCFY23.

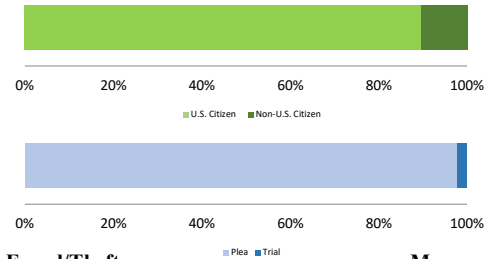
#### Number of Sentenced Individuals Over Time



#### Race and Gender



#### Citizenship, Guilty Pleas, and Trials



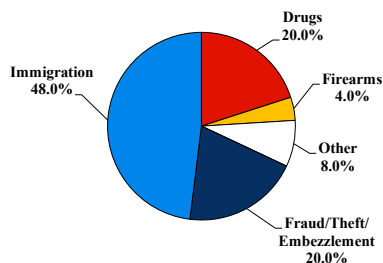
# District at a Glance

## Northern Mariana Islands

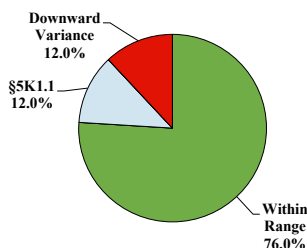
### Fiscal Year 2023



#### Type of Crime



#### Sentence Imposed Relative to the Guideline Range



#### SENTENCING INFORMATION BY TYPE OF CRIME

	TOTAL	Immigration	Drug Trafficking	Firearms	Fraud/Theft /Embezzle	Robbery	Child Porn	Money Laundering	All Other
	25	12	5	1	5	0	0	0	2
Mean Sentence (months)	17	1	74	--	2	--	--	--	--
Median Sentence (months)	1	1	57	--	1	--	--	--	--

#### IMPRISONMENT

<b>Total Receiving Imprisonment</b>	<b>23</b>	<b>11</b>	<b>5</b>	<b>1</b>	<b>4</b>	<b>0</b>	<b>0</b>	<b>0</b>	<b>2</b>
Prison Only	22	11	5	1	3	0	0	0	2
Up to 12 Months	16	11	1	0	3	0	0	0	1
13 to 60 Months	4	0	2	1	0	0	0	0	1
61 to 120 Months	1	0	1	0	0	0	0	0	0
Over 120 Months	1	0	1	0	0	0	0	0	0
Prison and Alternatives	1	0	0	0	1	0	0	0	0

#### PROBATION

<b>Total Receiving Probation</b>	<b>2</b>	<b>1</b>	<b>0</b>	<b>0</b>	<b>1</b>	<b>0</b>	<b>0</b>	<b>0</b>	<b>0</b>
Probation Only	2	1	0	0	1	0	0	0	0
Probation and Alternatives	0	0	0	0	0	0	0	0	0

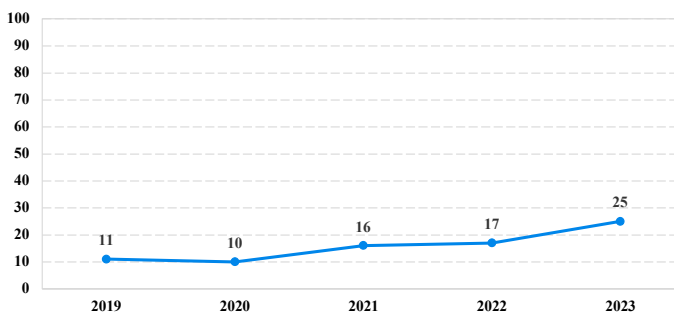
#### FINE ONLY

<b>FINE ONLY</b>	<b>0</b>	<b>0</b>	<b>0</b>	<b>0</b>	<b>0</b>	<b>0</b>	<b>0</b>	<b>0</b>	<b>0</b>
------------------	----------	----------	----------	----------	----------	----------	----------	----------	----------

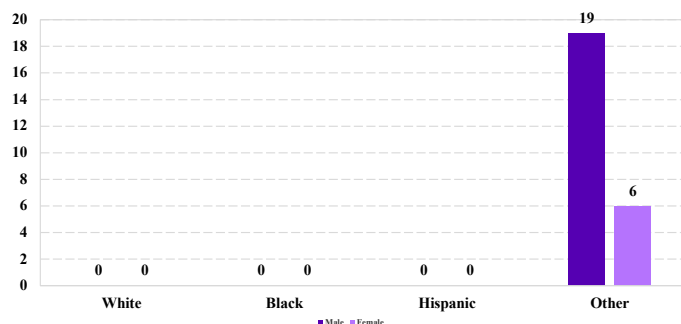
Cases with indeterminable sentence terms are excluded from the calculation of the Mean Sentence or Median Sentence category. Sentences greater than 470 months and probation were included in the sentence average computations as 470 months and zero months, respectively. Cases in the Total Receiving Imprisonment, Total Receiving Probation, and Fine Only categories total 100 percent of all cases. Cases missing information required for a specific analysis were excluded from that analysis. Descriptions of variables used in this analysis are provided in Appendix A.

SOURCE: U.S. Sentencing Commission, 2019 - 2023 Datafiles, USSCFY19 - USSCFY23.

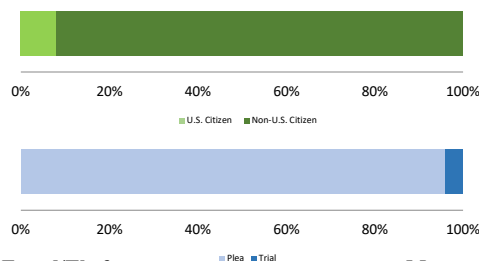
#### Number of Sentenced Individuals Over Time



#### Race and Gender



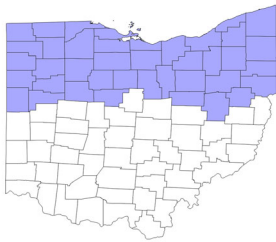
#### Citizenship, Guilty Pleas, and Trials



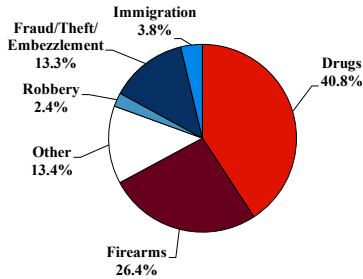
# District at a Glance

## Northern District of Ohio

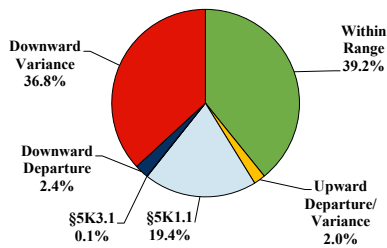
### Fiscal Year 2023



#### Type of Crime



#### Sentence Imposed Relative to the Guideline Range



#### SENTENCING INFORMATION BY TYPE OF CRIME

	TOTAL	Immigration	Drug Trafficking	Firearms	Fraud/Theft /Embezzle	Robbery	Child Porn	Money Laundering	All Other
<b>Total</b>	<b>880</b>	<b>33</b>	<b>359</b>	<b>232</b>	<b>117</b>	<b>21</b>	<b>31</b>	<b>15</b>	<b>72</b>
Mean Sentence (months)	59	6	77	44	20	117	119	82	54
Median Sentence (months)	41	4	63	36	15	102	108	52	30

#### IMPRISONMENT

<b>Total Receiving Imprisonment</b>	<b>801</b>	<b>33</b>	<b>331</b>	<b>214</b>	<b>90</b>	<b>21</b>	<b>31</b>	<b>15</b>	<b>66</b>
Prison Only	778	33	324	208	85	21	31	15	61
Up to 12 Months	80	28	12	10	16	0	0	0	14
13 to 60 Months	389	5	123	146	65	6	3	10	31
61 to 120 Months	202	0	121	43	4	7	19	1	7
Over 120 Months	107	0	68	9	0	8	9	4	9
Prison and Alternatives	23	0	7	6	5	0	0	0	5

#### PROBATION

<b>Total Receiving Probation</b>	<b>79</b>	<b>0</b>	<b>28</b>	<b>18</b>	<b>27</b>	<b>0</b>	<b>0</b>	<b>0</b>	<b>6</b>
Probation Only	59	0	20	14	22	0	0	0	3
Probation and Alternatives	20	0	8	4	5	0	0	0	3

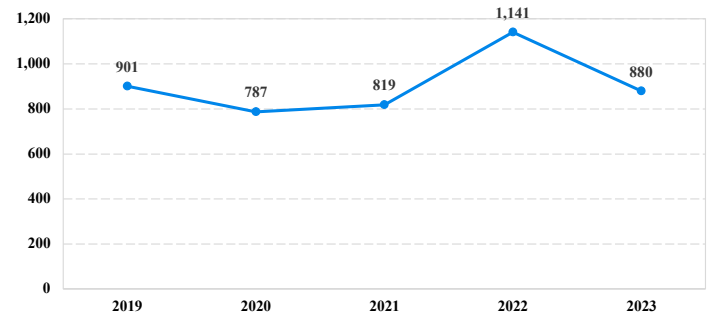
#### FINE ONLY

<b>Total</b>	<b>0</b>	<b>0</b>	<b>0</b>	<b>0</b>	<b>0</b>	<b>0</b>	<b>0</b>	<b>0</b>	<b>0</b>
--------------	----------	----------	----------	----------	----------	----------	----------	----------	----------

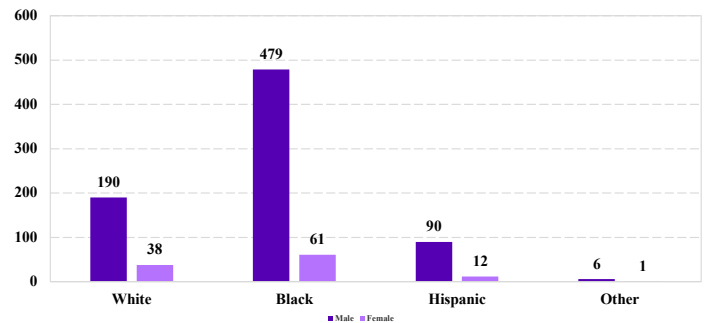
Cases with indeterminable sentence terms are excluded from the calculation of the Mean Sentence or Median Sentence category. Sentences greater than 470 months and probation were included in the sentence average computations as 470 months and zero months, respectively. Cases in the Total Receiving Imprisonment, Total Receiving Probation, and Fine Only categories total 100 percent of all cases. Cases missing information required for a specific analysis were excluded from that analysis. Descriptions of variables used in this analysis are provided in Appendix A.

SOURCE: U.S. Sentencing Commission, 2019 - 2023 Datafiles, USSCFY19 - USSCFY23.

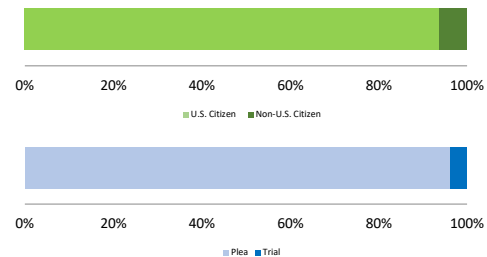
#### Number of Sentenced Individuals Over Time



#### Race and Gender



#### Citizenship, Guilty Pleas, and Trials

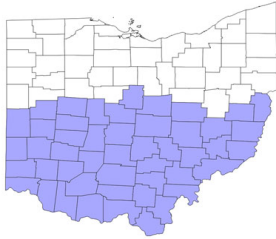




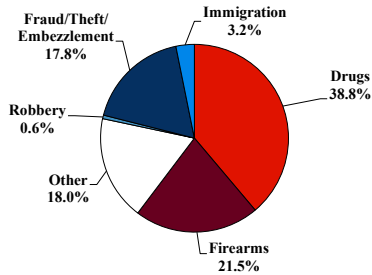
# District at a Glance

## Southern District of Ohio

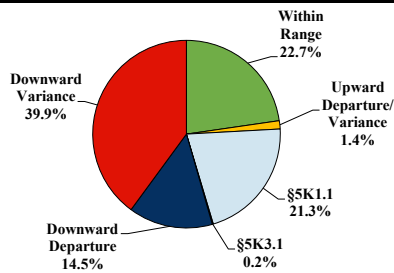
### Fiscal Year 2023



#### Type of Crime



#### Sentence Imposed Relative to the Guideline Range



#### SENTENCING INFORMATION BY TYPE OF CRIME

	TOTAL	Immigration	Drug Trafficking	Firearms	Fraud/Theft /Embezzle	Robbery	Child Porn	Money Laundering	All Other
<b>Total</b>	<b>623</b>	<b>20</b>	<b>238</b>	<b>134</b>	<b>111</b>	<b>4</b>	<b>26</b>	<b>25</b>	<b>65</b>
Mean Sentence (months)	50	10	56	35	16	154	77	54	113
Median Sentence (months)	30	7	48	30	3	150	60	36	18

#### IMPRISONMENT

<b>Total Receiving Imprisonment</b>	<b>534</b>	<b>18</b>	<b>218</b>	<b>126</b>	<b>72</b>	<b>4</b>	<b>26</b>	<b>24</b>	<b>46</b>
Prison Only	513	18	212	124	65	3	26	22	43
Up to 12 Months	100	10	32	17	27	0	1	2	11
13 to 60 Months	263	8	97	88	33	0	14	15	8
61 to 120 Months	94	0	59	18	3	1	7	3	3
Over 120 Months	56	0	24	1	2	2	4	2	21
Prison and Alternatives	21	0	6	2	7	1	0	2	3

#### PROBATION

<b>Total Receiving Probation</b>	<b>87</b>	<b>2</b>	<b>20</b>	<b>8</b>	<b>39</b>	<b>0</b>	<b>0</b>	<b>1</b>	<b>17</b>
Probation Only	64	2	14	5	28	0	0	0	15
Probation and Alternatives	23	0	6	3	11	0	0	1	2

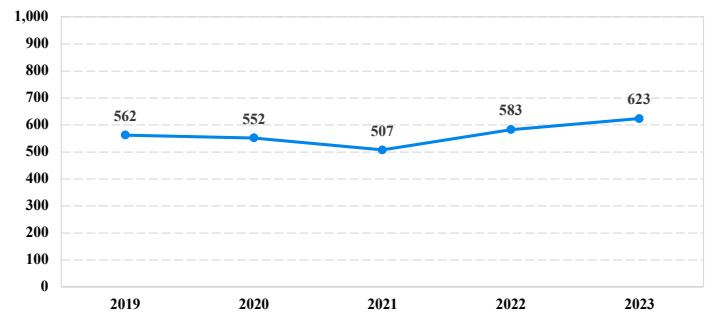
#### FINE ONLY

<b>Total</b>	<b>2</b>	<b>0</b>	<b>0</b>	<b>0</b>	<b>0</b>	<b>0</b>	<b>0</b>	<b>0</b>	<b>2</b>
--------------	----------	----------	----------	----------	----------	----------	----------	----------	----------

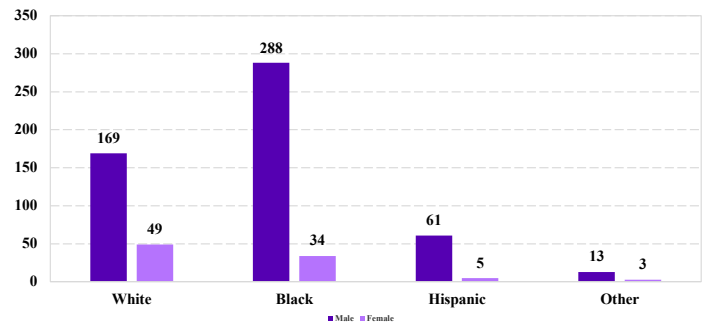
Cases with indeterminable sentence terms are excluded from the calculation of the Mean Sentence or Median Sentence category. Sentences greater than 470 months and probation were included in the sentence average computations as 470 months and zero months, respectively. Cases in the Total Receiving Imprisonment, Total Receiving Probation, and Fine Only categories total 100 percent of all cases. Cases missing information required for a specific analysis were excluded from that analysis. Descriptions of variables used in this analysis are provided in Appendix A.

SOURCE: U.S. Sentencing Commission, 2019 - 2023 Datafiles, USSCFY19 - USSCFY23.

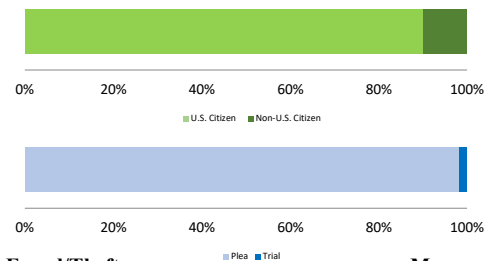
#### Number of Sentenced Individuals Over Time



#### Race and Gender



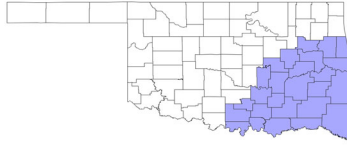
#### Citizenship, Guilty Pleas, and Trials



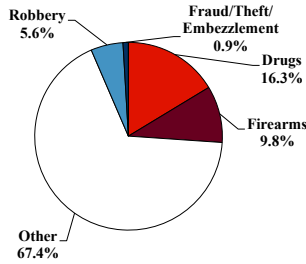
# District at a Glance

## Eastern District of Oklahoma

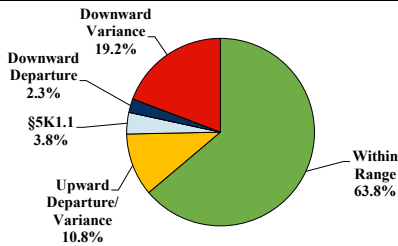
### Fiscal Year 2023



#### Type of Crime



#### Sentence Imposed Relative to the Guideline Range



#### SENTENCING INFORMATION BY TYPE OF CRIME

	TOTAL	Immigration	Drug Trafficking	Firearms	Fraud/Theft /Embezzle	Robbery	Child Porn	Money Laundering	All Other
	215	0	35	21	2	12	5	0	140
Mean Sentence (months)	134	--	141	69	--	63	109	--	150
Median Sentence (months)	87	--	120	60	--	53	120	--	87

#### IMPRISONMENT

<b>Total Receiving Imprisonment</b>	<b>210</b>	<b>0</b>	<b>33</b>	<b>21</b>	<b>1</b>	<b>12</b>	<b>5</b>	<b>0</b>	<b>138</b>
Prison Only	209	0	33	21	1	12	5	0	137
Up to 12 Months	9	0	1	0	0	0	0	0	8
13 to 60 Months	75	0	6	12	1	7	1	0	48
61 to 120 Months	49	0	10	8	0	4	3	0	24
Over 120 Months	76	0	16	1	0	1	1	0	57
Prison and Alternatives	1	0	0	0	0	0	0	0	1

#### PROBATION

<b>Total Receiving Probation</b>	<b>5</b>	<b>0</b>	<b>2</b>	<b>0</b>	<b>1</b>	<b>0</b>	<b>0</b>	<b>0</b>	<b>2</b>
Probation Only	4	0	1	0	1	0	0	0	2
Probation and Alternatives	1	0	1	0	0	0	0	0	0

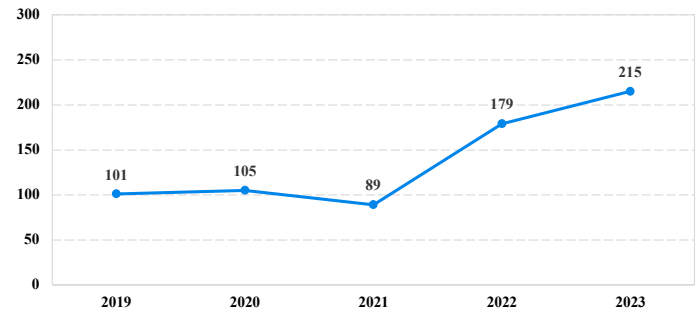
#### FINE ONLY

<b>FINE ONLY</b>	<b>0</b>	<b>0</b>	<b>0</b>	<b>0</b>	<b>0</b>	<b>0</b>	<b>0</b>	<b>0</b>	<b>0</b>
------------------	----------	----------	----------	----------	----------	----------	----------	----------	----------

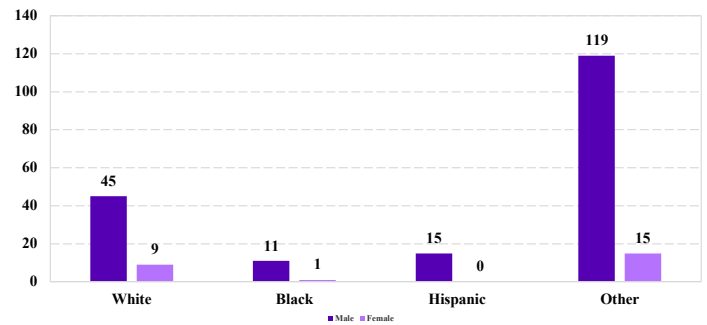
Cases with indeterminable sentence terms are excluded from the calculation of the Mean Sentence or Median Sentence category. Sentences greater than 470 months and probation were included in the sentence average computations as 470 months and zero months, respectively. Cases in the Total Receiving Imprisonment, Total Receiving Probation, and Fine Only categories total 100 percent of all cases. Cases missing information required for a specific analysis were excluded from that analysis. Descriptions of variables used in this analysis are provided in Appendix A.

SOURCE: U.S. Sentencing Commission, 2019 - 2023 Datafiles, USSCFY19 - USSCFY23.

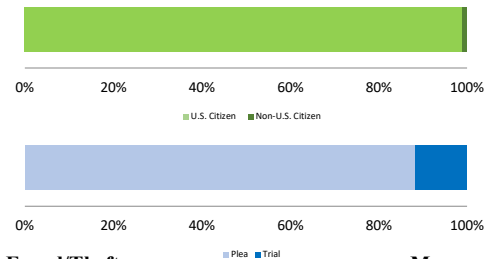
#### Number of Sentenced Individuals Over Time



#### Race and Gender



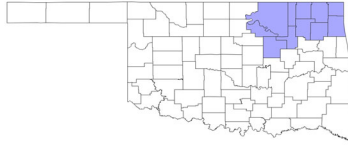
#### Citizenship, Guilty Pleas, and Trials



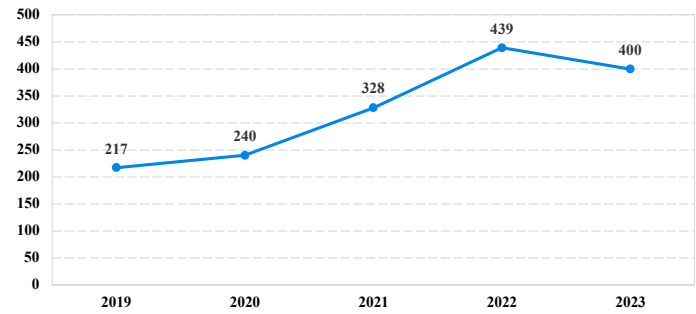
# District at a Glance

## Northern District of Oklahoma

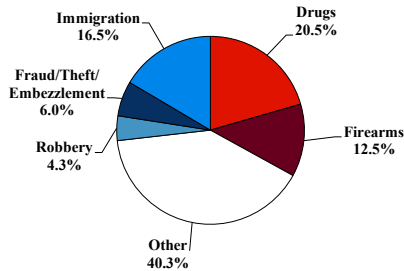
### Fiscal Year 2023



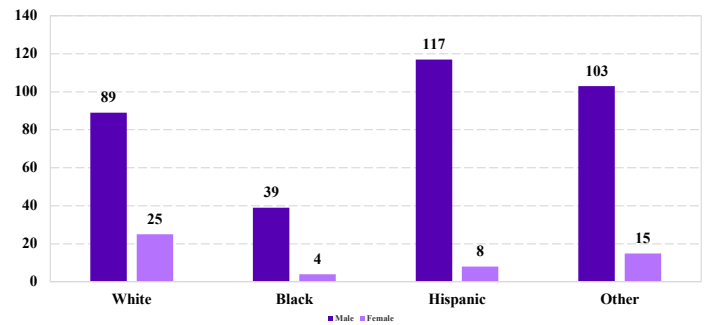
Number of Sentenced Individuals Over Time



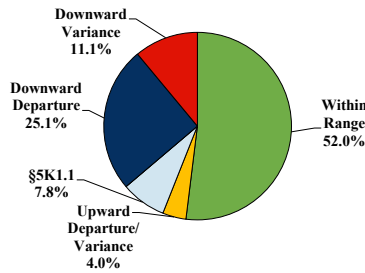
Type of Crime



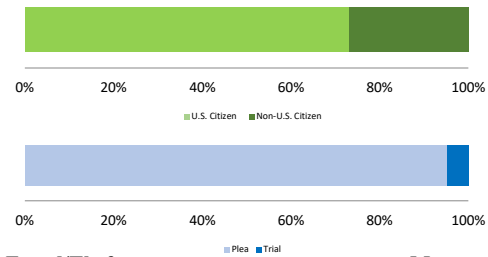
Race and Gender



Sentence Imposed Relative to the Guideline Range



Citizenship, Guilty Pleas, and Trials



#### SENTENCING INFORMATION BY TYPE OF CRIME

	TOTAL	Immigration	Drug Trafficking	Firearms	Fraud/Theft /Embezzle	Robbery	Child Porn	Money Laundering	All Other
	400	66	80	50	24	17	4	0	159
Mean Sentence (months)	65	11	62	41	10	91	90	--	101
Median Sentence (months)	24	8	48	32	6	63	87	--	30

#### IMPRISONMENT

	TOTAL	Immigration	Drug Trafficking	Firearms	Fraud/Theft /Embezzle	Robbery	Child Porn	Money Laundering	All Other
<b>Total Receiving Imprisonment</b>	<b>356</b>	<b>66</b>	<b>74</b>	<b>46</b>	<b>14</b>	<b>17</b>	<b>4</b>	<b>0</b>	<b>135</b>
Prison Only	353	66	72	46	13	17	4	0	135
Up to 12 Months	83	44	5	3	6	0	0	0	25
13 to 60 Months	170	22	42	34	7	8	0	0	57
61 to 120 Months	46	0	19	6	0	3	4	0	14
Over 120 Months	54	0	6	3	0	6	0	0	39
Prison and Alternatives	3	0	2	0	1	0	0	0	0

#### PROBATION

	TOTAL	Immigration	Drug Trafficking	Firearms	Fraud/Theft /Embezzle	Robbery	Child Porn	Money Laundering	All Other
<b>Total Receiving Probation</b>	<b>40</b>	<b>0</b>	<b>6</b>	<b>4</b>	<b>9</b>	<b>0</b>	<b>0</b>	<b>0</b>	<b>21</b>
Probation Only	32	0	5	3	7	0	0	0	17
Probation and Alternatives	8	0	1	1	2	0	0	0	4

#### FINE ONLY

	TOTAL	Immigration	Drug Trafficking	Firearms	Fraud/Theft /Embezzle	Robbery	Child Porn	Money Laundering	All Other
	4	0	0	0	1	0	0	0	3

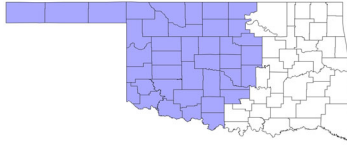
Cases with indeterminable sentence terms are excluded from the calculation of the Mean Sentence or Median Sentence category. Sentences greater than 470 months and probation were included in the sentence average computations as 470 months and zero months, respectively. Cases in the Total Receiving Imprisonment, Total Receiving Probation, and Fine Only categories total 100 percent of all cases. Cases missing information required for a specific analysis were excluded from that analysis. Descriptions of variables used in this analysis are provided in Appendix A.

SOURCE: U.S. Sentencing Commission, 2019 - 2023 Datafiles, USSCFY19 - USSCFY23.

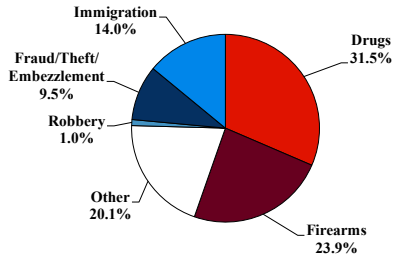
# District at a Glance

## Western District of Oklahoma

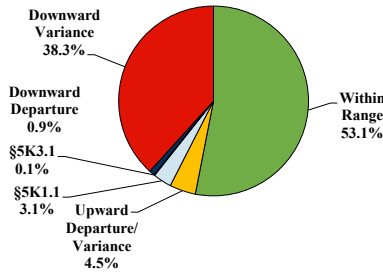
### Fiscal Year 2023



#### Type of Crime



#### Sentence Imposed Relative to the Guideline Range



#### SENTENCING INFORMATION BY TYPE OF CRIME

	TOTAL	Immigration	Drug Trafficking	Firearms	Fraud/Theft /Embezzle	Robbery	Child Porn	Money Laundering	All Other
<b>Total</b>	<b>677</b>	<b>95</b>	<b>196</b>	<b>162</b>	<b>64</b>	<b>7</b>	<b>8</b>	<b>8</b>	<b>137</b>
Mean Sentence (months)	59	16	100	56	18	98	80	163	41
Median Sentence (months)	37	8	84	48	10	96	69	150	1

#### IMPRISONMENT

	TOTAL	Immigration	Drug Trafficking	Firearms	Fraud/Theft /Embezzle	Robbery	Child Porn	Money Laundering	All Other
<b>Total Receiving Imprisonment</b>	<b>587</b>	<b>95</b>	<b>191</b>	<b>150</b>	<b>44</b>	<b>7</b>	<b>8</b>	<b>8</b>	<b>84</b>
Prison Only	585	95	191	149	44	7	8	8	83
Up to 12 Months	109	59	4	3	15	0	1	0	27
13 to 60 Months	249	32	63	85	27	3	2	3	34
61 to 120 Months	145	4	69	56	1	1	3	1	10
Over 120 Months	82	0	55	5	1	3	2	4	12
Prison and Alternatives	2	0	0	1	0	0	0	0	1

#### PROBATION

	TOTAL	Immigration	Drug Trafficking	Firearms	Fraud/Theft /Embezzle	Robbery	Child Porn	Money Laundering	All Other
<b>Total Receiving Probation</b>	<b>58</b>	<b>0</b>	<b>5</b>	<b>9</b>	<b>12</b>	<b>0</b>	<b>0</b>	<b>0</b>	<b>32</b>
Probation Only	50	0	3	8	9	0	0	0	30
Probation and Alternatives	8	0	2	1	3	0	0	0	2

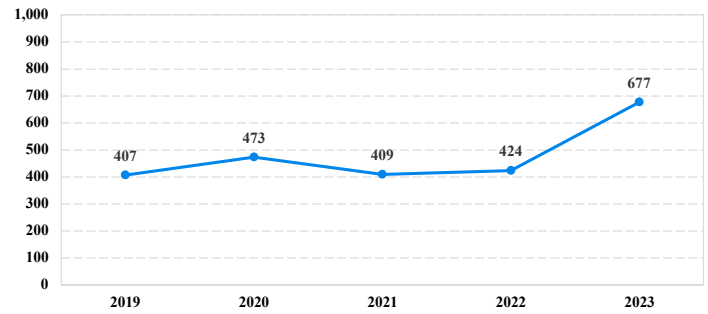
#### FINE ONLY

	TOTAL	Immigration	Drug Trafficking	Firearms	Fraud/Theft /Embezzle	Robbery	Child Porn	Money Laundering	All Other
<b>Total</b>	<b>32</b>	<b>0</b>	<b>0</b>	<b>3</b>	<b>8</b>	<b>0</b>	<b>0</b>	<b>0</b>	<b>21</b>

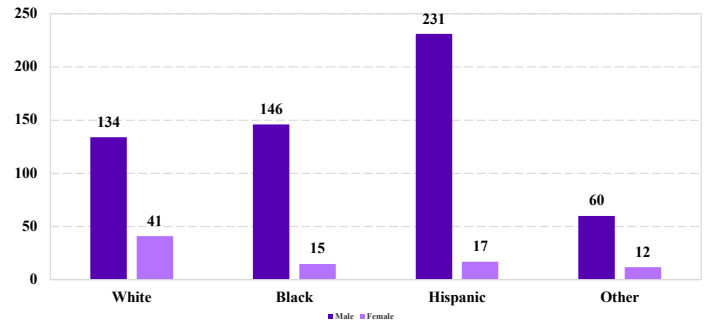
Cases with indeterminable sentence terms are excluded from the calculation of the Mean Sentence or Median Sentence category. Sentences greater than 470 months and probation were included in the sentence average computations as 470 months and zero months, respectively. Cases in the Total Receiving Imprisonment, Total Receiving Probation, and Fine Only categories total 100 percent of all cases. Cases missing information required for a specific analysis were excluded from that analysis. Descriptions of variables used in this analysis are provided in Appendix A.

SOURCE: U.S. Sentencing Commission, 2019 - 2023 Datafiles, USSCFY19 - USSCFY23.

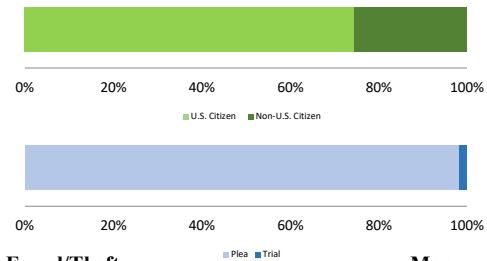
#### Number of Sentenced Individuals Over Time



#### Race and Gender



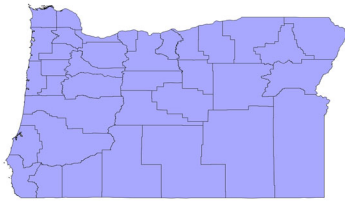
#### Citizenship, Guilty Pleas, and Trials



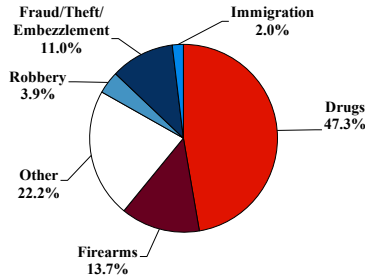
# District at a Glance

## District of Oregon

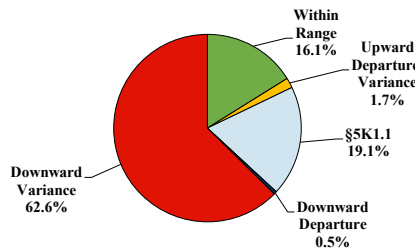
### Fiscal Year 2023



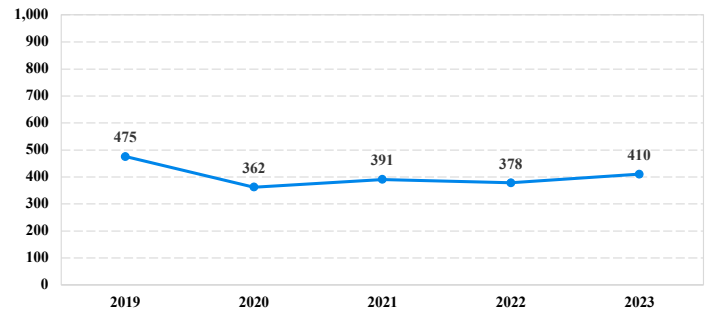
#### Type of Crime



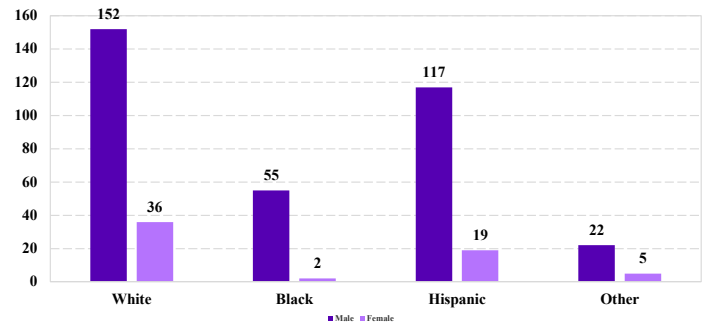
#### Sentence Imposed Relative to the Guideline Range



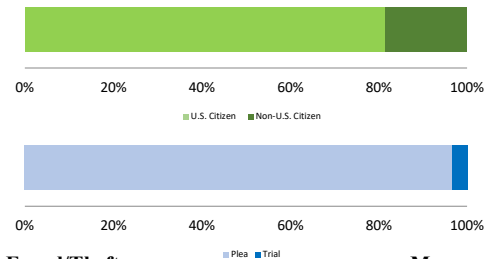
#### Number of Sentenced Individuals Over Time



#### Race and Gender



#### Citizenship, Guilty Pleas, and Trials



#### SENTENCING INFORMATION BY TYPE OF CRIME

	TOTAL	Immigration	Drug Trafficking	Firearms	Fraud/Theft /Embezzle	Robbery	Child Porn	Money Laundering	All Other
	410	8	193	56	45	16	20	10	62
Mean Sentence (months)	46	13	48	33	20	70	70	59	57
Median Sentence (months)	30	9	37	27	6	44	60	17	15

#### IMPRISONMENT

<b>Total Receiving Imprisonment</b>	<b>378</b>	<b>7</b>	<b>191</b>	<b>54</b>	<b>31</b>	<b>16</b>	<b>18</b>	<b>8</b>	<b>53</b>
Prison Only	361	7	182	50	30	15	18	8	51
Up to 12 Months	70	3	22	10	13	1	3	1	17
13 to 60 Months	196	4	108	33	13	10	6	3	19
61 to 120 Months	62	0	40	7	3	0	5	3	4
Over 120 Months	33	0	12	0	1	4	4	1	11
Prison and Alternatives	17	0	9	4	1	1	0	0	2

#### PROBATION

<b>Total Receiving Probation</b>	<b>32</b>	<b>1</b>	<b>2</b>	<b>2</b>	<b>14</b>	<b>0</b>	<b>2</b>	<b>2</b>	<b>9</b>
Probation Only	23	1	2	1	10	0	2	1	6
Probation and Alternatives	9	0	0	1	4	0	0	1	3

#### FINE ONLY

<b>FINE ONLY</b>	<b>0</b>	<b>0</b>	<b>0</b>	<b>0</b>	<b>0</b>	<b>0</b>	<b>0</b>	<b>0</b>	<b>0</b>
------------------	----------	----------	----------	----------	----------	----------	----------	----------	----------

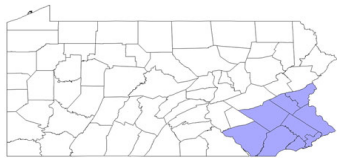
Cases with indeterminable sentence terms are excluded from the calculation of the Mean Sentence or Median Sentence category. Sentences greater than 470 months and probation were included in the sentence average computations as 470 months and zero months, respectively. Cases in the Total Receiving Imprisonment, Total Receiving Probation, and Fine Only categories total 100 percent of all cases. Cases missing information required for a specific analysis were excluded from that analysis. Descriptions of variables used in this analysis are provided in Appendix A.

SOURCE: U.S. Sentencing Commission, 2019 - 2023 Datafiles, USSCFY19 - USSCFY23.

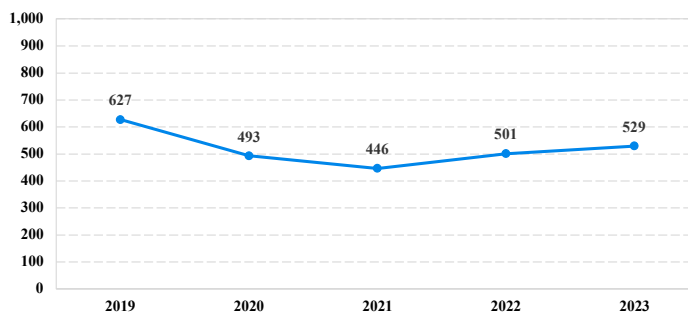
# District at a Glance

## Eastern District of Pennsylvania

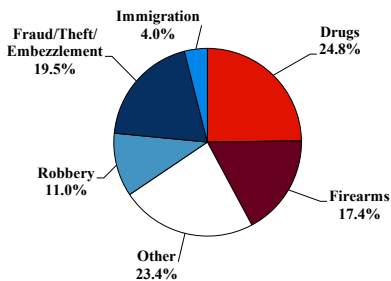
### Fiscal Year 2023



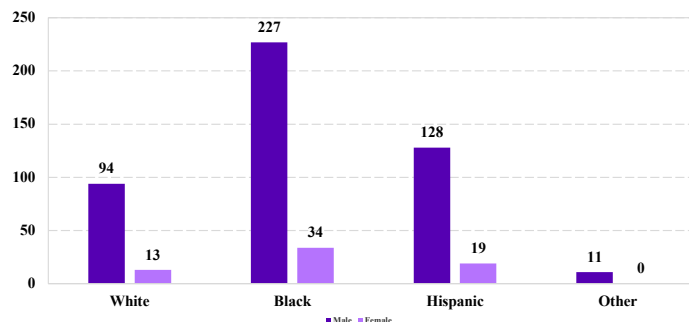
#### Number of Sentenced Individuals Over Time



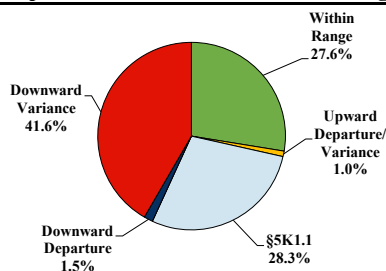
#### Type of Crime



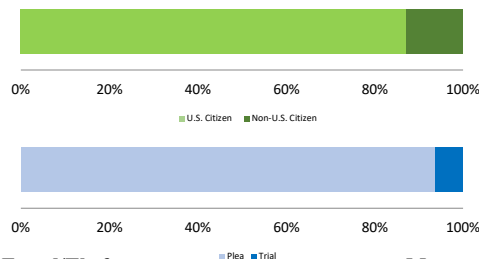
#### Race and Gender



#### Sentence Imposed Relative to the Guideline Range



#### Citizenship, Guilty Pleas, and Trials



#### SENTENCING INFORMATION BY TYPE OF CRIME

	TOTAL	Immigration	Drug Trafficking	Firearms	Fraud/Theft/Embezzle	Robbery	Child Porn	Money Laundering	All Other
<b>Total</b>	<b>529</b>	<b>21</b>	<b>131</b>	<b>92</b>	<b>103</b>	<b>58</b>	<b>15</b>	<b>6</b>	<b>103</b>
Mean Sentence (months)	81	18	83	60	16	111	179	70	144
Median Sentence (months)	46	18	60	51	6	120	120	64	61

#### IMPRISONMENT

	TOTAL	Immigration	Drug Trafficking	Firearms	Fraud/Theft/Embezzle	Robbery	Child Porn	Money Laundering	All Other
<b>Total Receiving Imprisonment</b>	<b>469</b>	<b>20</b>	<b>131</b>	<b>85</b>	<b>63</b>	<b>57</b>	<b>15</b>	<b>6</b>	<b>92</b>
Prison Only	447	20	129	82	55	57	14	6	84
Up to 12 Months	42	5	7	5	18	2	0	0	5
13 to 60 Months	186	15	62	40	31	8	1	2	27
61 to 120 Months	110	0	35	31	5	22	7	3	7
Over 120 Months	109	0	25	6	1	25	6	1	45
Prison and Alternatives	22	0	2	3	8	0	1	0	8

#### PROBATION

	TOTAL	Immigration	Drug Trafficking	Firearms	Fraud/Theft/Embezzle	Robbery	Child Porn	Money Laundering	All Other
<b>Total Receiving Probation</b>	<b>60</b>	<b>1</b>	<b>0</b>	<b>7</b>	<b>40</b>	<b>1</b>	<b>0</b>	<b>0</b>	<b>11</b>
Probation Only	49	0	0	7	32	1	0	0	9
Probation and Alternatives	11	1	0	0	8	0	0	0	2

#### FINE ONLY

	TOTAL	Immigration	Drug Trafficking	Firearms	Fraud/Theft/Embezzle	Robbery	Child Porn	Money Laundering	All Other
<b>Total</b>	<b>0</b>	<b>0</b>	<b>0</b>	<b>0</b>	<b>0</b>	<b>0</b>	<b>0</b>	<b>0</b>	<b>0</b>

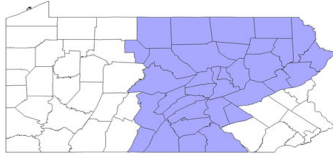
Cases with indeterminable sentence terms are excluded from the calculation of the Mean Sentence or Median Sentence category. Sentences greater than 470 months and probation were included in the sentence average computations as 470 months and zero months, respectively. Cases in the Total Receiving Imprisonment, Total Receiving Probation, and Fine Only categories total 100 percent of all cases. Cases missing information required for a specific analysis were excluded from that analysis. Descriptions of variables used in this analysis are provided in Appendix A.

SOURCE: U.S. Sentencing Commission, 2019 - 2023 Datafiles, USSCFY19 - USSCFY23.

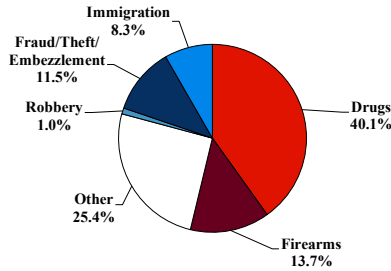
# District at a Glance

## Middle District of Pennsylvania

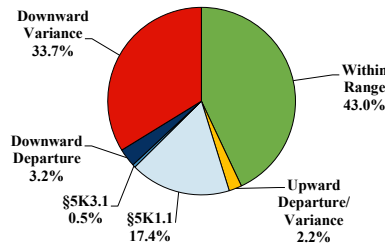
### Fiscal Year 2023



#### Type of Crime



#### Sentence Imposed Relative to the Guideline Range



#### SENTENCING INFORMATION BY TYPE OF CRIME

	TOTAL	Immigration	Drug Trafficking	Firearms	Fraud/Theft /Embezzle	Robbery	Child Porn	Money Laundering	All Other
<b>Total</b>	<b>409</b>	<b>34</b>	<b>163</b>	<b>56</b>	<b>47</b>	<b>4</b>	<b>12</b>	<b>5</b>	<b>88</b>
Mean Sentence (months)	66	5	92	45	19	59	147	25	72
Median Sentence (months)	37	0	65	39	12	62	136	24	12

#### IMPRISONMENT

<b>Total Receiving Imprisonment</b>	<b>373</b>	<b>34</b>	<b>161</b>	<b>48</b>	<b>33</b>	<b>4</b>	<b>12</b>	<b>4</b>	<b>77</b>
Prison Only	370	34	161	47	33	4	12	4	75
Up to 12 Months	82	28	11	4	9	0	0	0	30
13 to 60 Months	151	6	65	29	23	2	3	4	19
61 to 120 Months	78	0	50	11	0	2	3	0	12
Over 120 Months	59	0	35	3	1	0	6	0	14
Prison and Alternatives	3	0	0	1	0	0	0	0	2

#### PROBATION

<b>Total Receiving Probation</b>	<b>35</b>	<b>0</b>	<b>2</b>	<b>8</b>	<b>14</b>	<b>0</b>	<b>0</b>	<b>1</b>	<b>10</b>
Probation Only	28	0	1	7	10	0	0	0	10
Probation and Alternatives	7	0	1	1	4	0	0	1	0

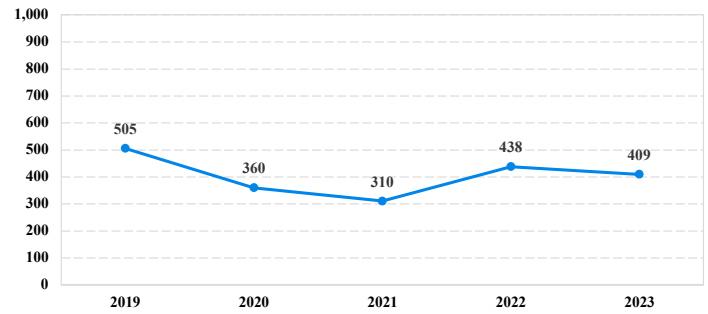
#### FINE ONLY

<b>Total</b>	<b>1</b>	<b>0</b>	<b>0</b>	<b>0</b>	<b>0</b>	<b>0</b>	<b>0</b>	<b>0</b>	<b>1</b>
--------------	----------	----------	----------	----------	----------	----------	----------	----------	----------

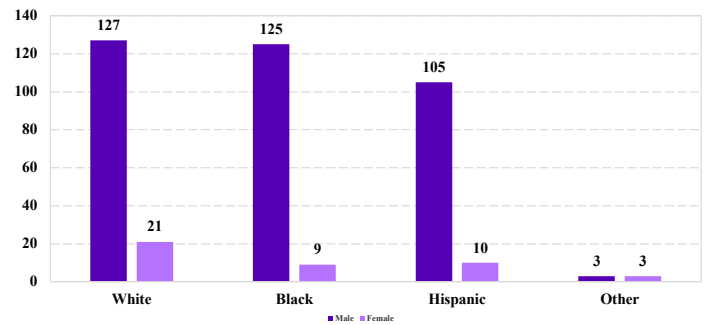
Cases with indeterminable sentence terms are excluded from the calculation of the Mean Sentence or Median Sentence category. Sentences greater than 470 months and probation were included in the sentence average computations as 470 months and zero months, respectively. Cases in the Total Receiving Imprisonment, Total Receiving Probation, and Fine Only categories total 100 percent of all cases. Cases missing information required for a specific analysis were excluded from that analysis. Descriptions of variables used in this analysis are provided in Appendix A.

SOURCE: U.S. Sentencing Commission, 2019 - 2023 Datafiles, USSCFY19 - USSCFY23.

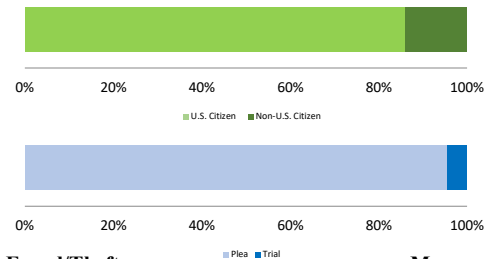
#### Number of Sentenced Individuals Over Time



#### Race and Gender



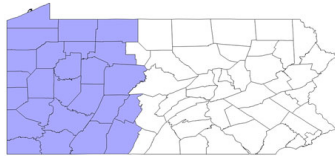
#### Citizenship, Guilty Pleas, and Trials



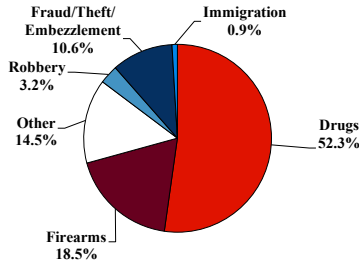
# District at a Glance

## Western District of Pennsylvania

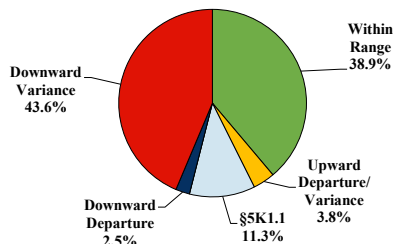
### Fiscal Year 2023



#### Type of Crime



#### Sentence Imposed Relative to the Guideline Range



#### SENTENCING INFORMATION BY TYPE OF CRIME

	TOTAL	Immigration	Drug Trafficking	Firearms	Fraud/Theft /Embezzle	Robbery	Child Porn	Money Laundering	All Other
<b>Total</b>	<b>530</b>	<b>5</b>	<b>276</b>	<b>98</b>	<b>56</b>	<b>17</b>	<b>23</b>	<b>18</b>	<b>37</b>
Mean Sentence (months)	57	4	59	54	9	70	76	84	99
Median Sentence (months)	46	0	60	39	3	51	78	50	30

#### IMPRISONMENT

<b>Total Receiving Imprisonment</b>	<b>473</b>	<b>3</b>	<b>264</b>	<b>90</b>	<b>32</b>	<b>16</b>	<b>23</b>	<b>16</b>	<b>29</b>
Prison Only	461	3	257	89	31	16	23	15	27
Up to 12 Months	64	2	32	7	17	1	0	2	3
13 to 60 Months	217	1	117	55	14	9	8	5	8
61 to 120 Months	143	0	97	19	0	4	15	2	6
Over 120 Months	37	0	11	8	0	2	0	6	10
Prison and Alternatives	12	0	7	1	1	0	0	1	2

#### PROBATION

<b>Total Receiving Probation</b>	<b>56</b>	<b>2</b>	<b>12</b>	<b>8</b>	<b>24</b>	<b>1</b>	<b>0</b>	<b>2</b>	<b>7</b>
Probation Only	39	2	9	5	17	1	0	0	5
Probation and Alternatives	17	0	3	3	7	0	0	2	2

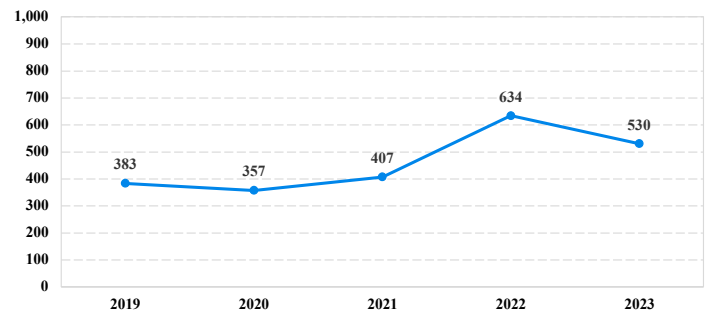
#### FINE ONLY

<b>Total</b>	<b>1</b>	<b>0</b>	<b>0</b>	<b>0</b>	<b>0</b>	<b>0</b>	<b>0</b>	<b>0</b>	<b>1</b>
--------------	----------	----------	----------	----------	----------	----------	----------	----------	----------

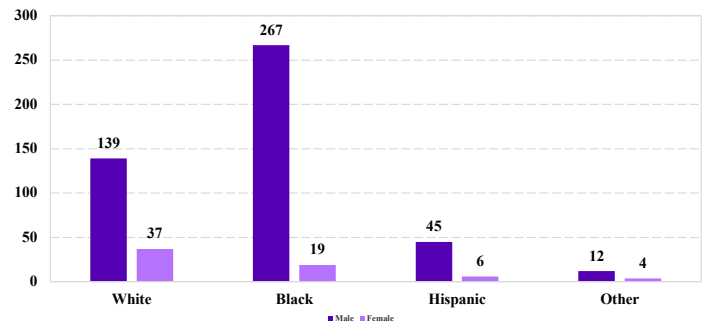
Cases with indeterminable sentence terms are excluded from the calculation of the Mean Sentence or Median Sentence category. Sentences greater than 470 months and probation were included in the sentence average computations as 470 months and zero months, respectively. Cases in the Total Receiving Imprisonment, Total Receiving Probation, and Fine Only categories total 100 percent of all cases. Cases missing information required for a specific analysis were excluded from that analysis. Descriptions of variables used in this analysis are provided in Appendix A.

SOURCE: U.S. Sentencing Commission, 2019 - 2023 Datafiles, USSCFY19 - USSCFY23.

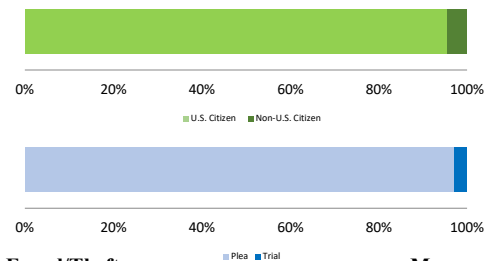
#### Number of Sentenced Individuals Over Time



#### Race and Gender



#### Citizenship, Guilty Pleas, and Trials





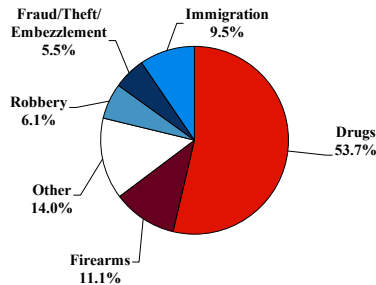
# District at a Glance

## Puerto Rico

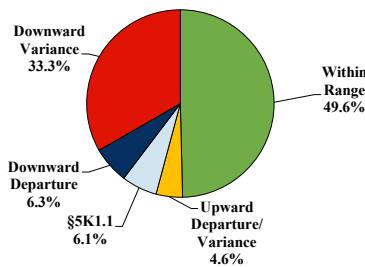
### Fiscal Year 2023



#### Type of Crime



#### Sentence Imposed Relative to the Guideline Range



#### SENTENCING INFORMATION BY TYPE OF CRIME

	TOTAL	Immigration	Drug Trafficking	Firearms	Fraud/Theft /Embezzle	Robbery	Child Porn	Money Laundering	All Other
<b>Total</b>	<b>1,090</b>	<b>104</b>	<b>585</b>	<b>121</b>	<b>60</b>	<b>67</b>	<b>11</b>	<b>31</b>	<b>111</b>
Mean Sentence (months)	67	9	78	42	8	124	51	56	93
Median Sentence (months)	60	9	73	37	0	120	60	36	33

#### IMPRISONMENT

<b>Total Receiving Imprisonment</b>	<b>1,003</b>	<b>99</b>	<b>574</b>	<b>117</b>	<b>17</b>	<b>67</b>	<b>10</b>	<b>28</b>	<b>91</b>
Prison Only	995	99	570	116	17	66	10	28	89
Up to 12 Months	112	63	18	6	4	0	1	3	17
13 to 60 Months	373	36	182	95	12	7	5	14	22
61 to 120 Months	386	0	312	13	1	29	4	7	20
Over 120 Months	124	0	58	2	0	30	0	4	30
Prison and Alternatives	8	0	4	1	0	1	0	0	2

#### PROBATION

<b>Total Receiving Probation</b>	<b>86</b>	<b>5</b>	<b>11</b>	<b>4</b>	<b>42</b>	<b>0</b>	<b>1</b>	<b>3</b>	<b>20</b>
Probation Only	82	5	11	4	42	0	1	2	17
Probation and Alternatives	4	0	0	0	0	0	0	1	3

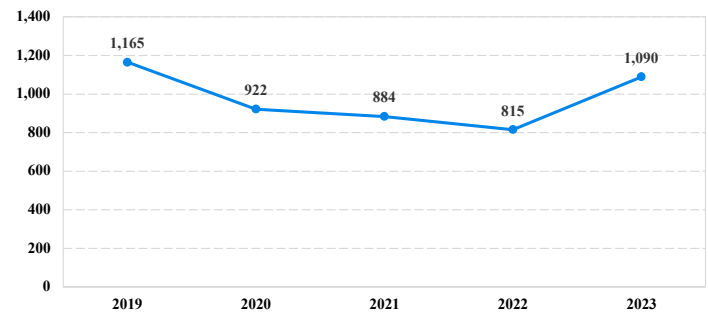
#### FINE ONLY

<b>Total</b>	<b>1</b>	<b>0</b>	<b>0</b>	<b>0</b>	<b>1</b>	<b>0</b>	<b>0</b>	<b>0</b>	<b>0</b>
--------------	----------	----------	----------	----------	----------	----------	----------	----------	----------

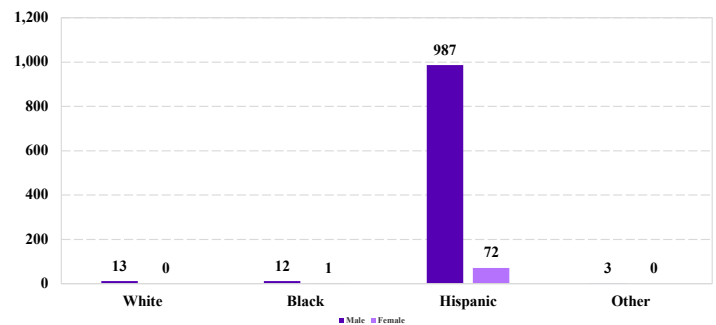
Cases with indeterminable sentence terms are excluded from the calculation of the Mean Sentence or Median Sentence category. Sentences greater than 470 months and probation were included in the sentence average computations as 470 months and zero months, respectively. Cases in the Total Receiving Imprisonment, Total Receiving Probation, and Fine Only categories total 100 percent of all cases. Cases missing information required for a specific analysis were excluded from that analysis. Descriptions of variables used in this analysis are provided in Appendix A.

SOURCE: U.S. Sentencing Commission, 2019 - 2023 Datafiles, USSCFY19 - USSCFY23.

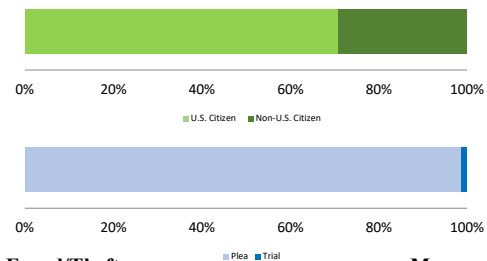
#### Number of Sentenced Individuals Over Time



#### Race and Gender



#### Citizenship, Guilty Pleas, and Trials



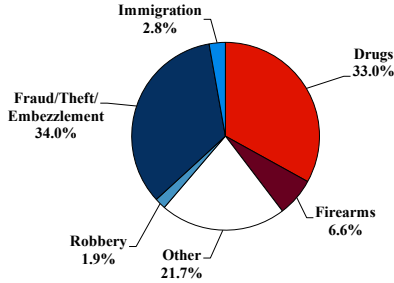
# District at a Glance

## District of Rhode Island

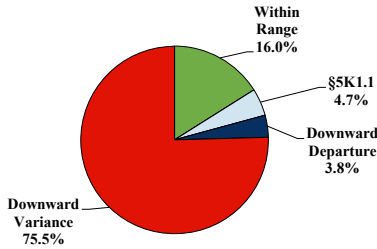
### Fiscal Year 2023



#### Type of Crime



#### Sentence Imposed Relative to the Guideline Range



#### SENTENCING INFORMATION BY TYPE OF CRIME

	TOTAL	Immigration	Drug Trafficking	Firearms	Fraud/Theft /Embezzle	Robbery	Child Porn	Money Laundering	All Other
<b>Total</b>	<b>106</b>	<b>3</b>	<b>35</b>	<b>7</b>	<b>36</b>	<b>2</b>	<b>7</b>	<b>3</b>	<b>13</b>
Mean Sentence (months)	38	3	50	34	20	--	49	12	62
Median Sentence (months)	28	4	38	30	12	--	36	0	6

#### IMPRISONMENT

<b>Total Receiving Imprisonment</b>	<b>91</b>	<b>3</b>	<b>35</b>	<b>6</b>	<b>30</b>	<b>2</b>	<b>6</b>	<b>2</b>	<b>7</b>
Prison Only	73	3	24	6	27	1	5	2	5
Up to 12 Months	23	3	9	1	8	0	0	1	1
13 to 60 Months	37	0	9	3	16	1	4	1	3
61 to 120 Months	12	0	6	2	3	0	1	0	0
Over 120 Months	1	0	0	0	0	0	0	0	1
Prison and Alternatives	18	0	11	0	3	1	1	0	2

#### PROBATION

<b>Total Receiving Probation</b>	<b>15</b>	<b>0</b>	<b>0</b>	<b>1</b>	<b>6</b>	<b>0</b>	<b>1</b>	<b>1</b>	<b>6</b>
Probation Only	15	0	0	1	6	0	1	1	6
Probation and Alternatives	0	0	0	0	0	0	0	0	0

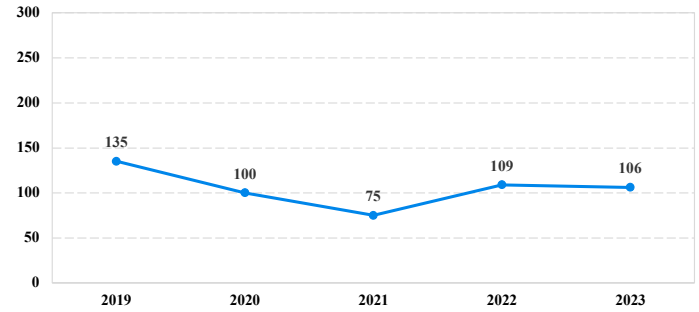
#### FINE ONLY

<b>Total</b>	<b>0</b>	<b>0</b>	<b>0</b>	<b>0</b>	<b>0</b>	<b>0</b>	<b>0</b>	<b>0</b>	<b>0</b>
--------------	----------	----------	----------	----------	----------	----------	----------	----------	----------

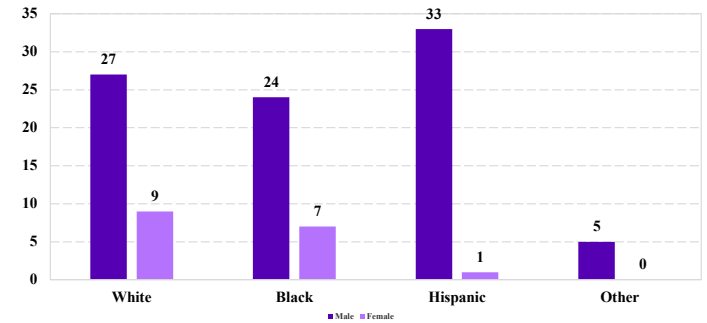
Cases with indeterminable sentence terms are excluded from the calculation of the Mean Sentence or Median Sentence category. Sentences greater than 470 months and probation were included in the sentence average computations as 470 months and zero months, respectively. Cases in the Total Receiving Imprisonment, Total Receiving Probation, and Fine Only categories total 100 percent of all cases. Cases missing information required for a specific analysis were excluded from that analysis. Descriptions of variables used in this analysis are provided in Appendix A.

SOURCE: U.S. Sentencing Commission, 2019 - 2023 Datafiles, USSCFY19 - USSCFY23.

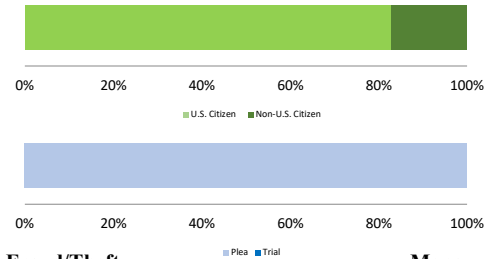
#### Number of Sentenced Individuals Over Time



#### Race and Gender



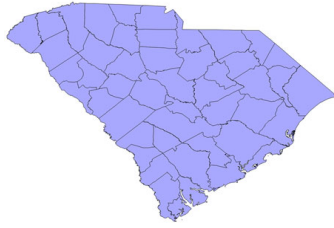
#### Citizenship, Guilty Pleas, and Trials



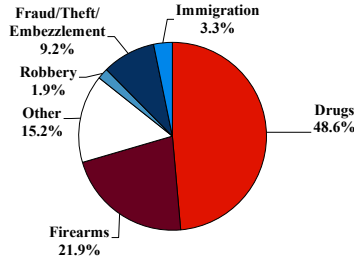
# District at a Glance

## District of South Carolina

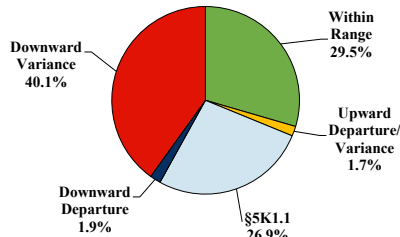
### Fiscal Year 2023



#### Type of Crime



#### Sentence Imposed Relative to the Guideline Range



#### SENTENCING INFORMATION BY TYPE OF CRIME

	TOTAL	Immigration	Drug Trafficking	Firearms	Fraud/Theft /Embezzle	Robbery	Child Porn	Money Laundering	All Other
<b>TOTAL</b>	<b>644</b>	<b>21</b>	<b>309</b>	<b>141</b>	<b>59</b>	<b>12</b>	<b>14</b>	<b>11</b>	<b>77</b>
Mean Sentence (months)	72	8	75	66	22	116	75	66	117
Median Sentence (months)	57	6	60	60	18	107	72	70	78

#### IMPRISONMENT

<b>Total Receiving Imprisonment</b>	<b>591</b>	<b>21</b>	<b>292</b>	<b>130</b>	<b>48</b>	<b>11</b>	<b>14</b>	<b>10</b>	<b>65</b>
Prison Only	585	21	290	130	45	11	13	10	65
Up to 12 Months	90	15	43	10	11	0	2	2	7
13 to 60 Months	213	6	98	54	30	1	4	2	18
61 to 120 Months	179	0	97	53	4	4	5	3	13
Over 120 Months	103	0	52	13	0	6	2	3	27
Prison and Alternatives	6	0	2	0	3	0	1	0	0

#### PROBATION

<b>Total Receiving Probation</b>	<b>53</b>	<b>0</b>	<b>17</b>	<b>11</b>	<b>11</b>	<b>1</b>	<b>0</b>	<b>1</b>	<b>12</b>
Probation Only	45	0	13	11	10	1	0	1	9
Probation and Alternatives	8	0	4	0	1	0	0	0	3

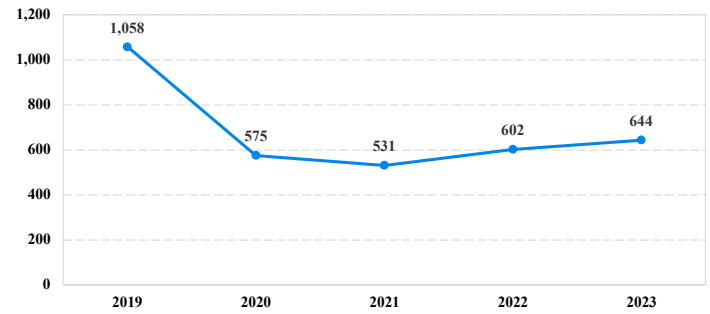
#### FINE ONLY

<b>FINE ONLY</b>	<b>0</b>	<b>0</b>	<b>0</b>	<b>0</b>	<b>0</b>	<b>0</b>	<b>0</b>	<b>0</b>	<b>0</b>
------------------	----------	----------	----------	----------	----------	----------	----------	----------	----------

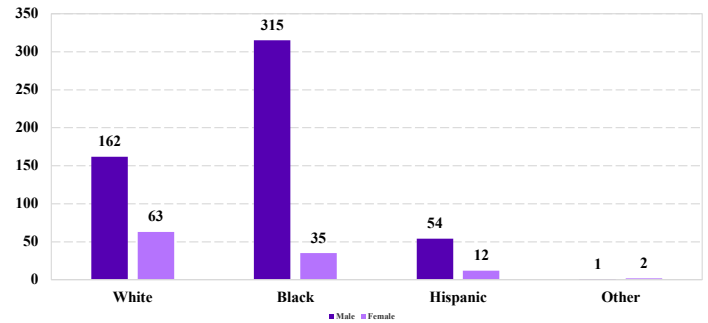
Cases with indeterminable sentence terms are excluded from the calculation of the Mean Sentence or Median Sentence category. Sentences greater than 470 months and probation were included in the sentence average computations as 470 months and zero months, respectively. Cases in the Total Receiving Imprisonment, Total Receiving Probation, and Fine Only categories total 100 percent of all cases. Cases missing information required for a specific analysis were excluded from that analysis. Descriptions of variables used in this analysis are provided in Appendix A.

SOURCE: U.S. Sentencing Commission, 2019 - 2023 Datafiles, USSCFY19 - USSCFY23.

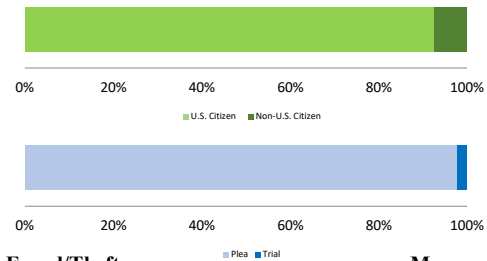
#### Number of Sentenced Individuals Over Time



#### Race and Gender



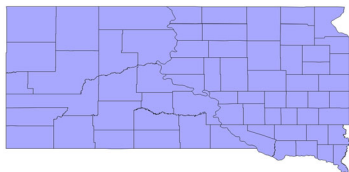
#### Citizenship, Guilty Pleas, and Trials



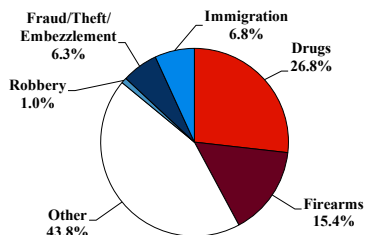
# District at a Glance

## District of South Dakota

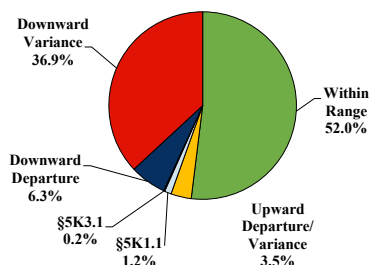
### Fiscal Year 2023



#### Type of Crime



#### Sentence Imposed Relative to the Guideline Range



#### SENTENCING INFORMATION BY TYPE OF CRIME

	TOTAL	Immigration	Drug Trafficking	Firearms	Fraud/Theft /Embezzle	Robbery	Child Porn	Money Laundering	All Other
<b>Total</b>	<b>512</b>	<b>35</b>	<b>137</b>	<b>79</b>	<b>32</b>	<b>5</b>	<b>31</b>	<b>14</b>	<b>179</b>
Mean Sentence (months)	72	6	130	36	13	100	86	148	59
Median Sentence (months)	39	3	120	30	3	78	60	130	24

#### IMPRISONMENT

<b>Total Receiving Imprisonment</b>	<b>490</b>	<b>35</b>	<b>136</b>	<b>76</b>	<b>23</b>	<b>5</b>	<b>30</b>	<b>13</b>	<b>172</b>
Prison Only	479	35	136	74	21	5	30	13	165
Up to 12 Months	87	31	0	10	11	0	0	1	34
13 to 60 Months	200	4	30	54	7	1	15	3	86
61 to 120 Months	90	0	41	10	3	3	8	2	23
Over 120 Months	102	0	65	0	0	1	7	7	22
Prison and Alternatives	11	0	0	2	2	0	0	0	7

#### PROBATION

<b>Total Receiving Probation</b>	<b>22</b>	<b>0</b>	<b>1</b>	<b>3</b>	<b>9</b>	<b>0</b>	<b>1</b>	<b>1</b>	<b>7</b>
Probation Only	22	0	1	3	9	0	1	1	7
Probation and Alternatives	0	0	0	0	0	0	0	0	0

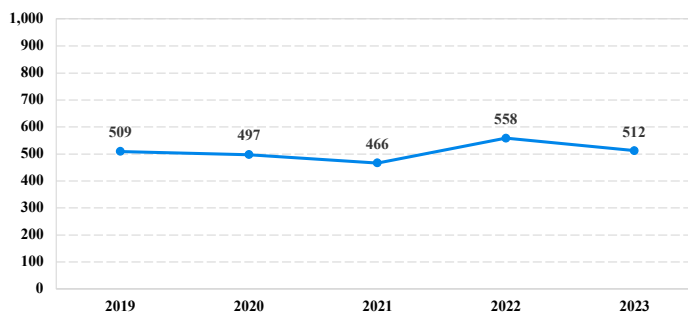
#### FINE ONLY

<b>Total</b>	<b>0</b>	<b>0</b>	<b>0</b>	<b>0</b>	<b>0</b>	<b>0</b>	<b>0</b>	<b>0</b>	<b>0</b>
--------------	----------	----------	----------	----------	----------	----------	----------	----------	----------

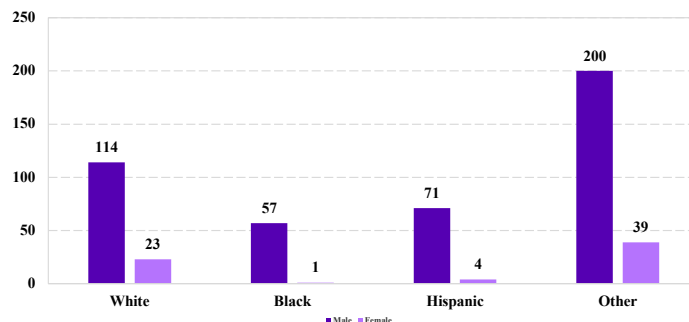
Cases with indeterminable sentence terms are excluded from the calculation of the Mean Sentence or Median Sentence category. Sentences greater than 470 months and probation were included in the sentence average computations as 470 months and zero months, respectively. Cases in the Total Receiving Imprisonment, Total Receiving Probation, and Fine Only categories total 100 percent of all cases. Cases missing information required for a specific analysis were excluded from that analysis. Descriptions of variables used in this analysis are provided in Appendix A.

SOURCE: U.S. Sentencing Commission, 2019 - 2023 Datafiles, USSCFY19 - USSCFY23.

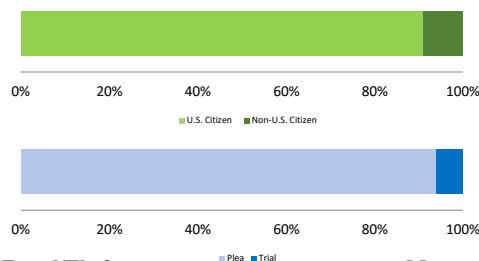
#### Number of Sentenced Individuals Over Time



#### Race and Gender



#### Citizenship, Guilty Pleas, and Trials



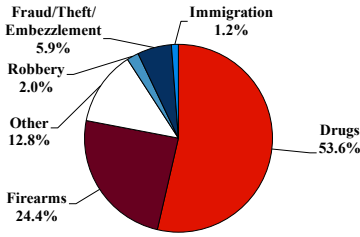
# District at a Glance

## Eastern District of Tennessee

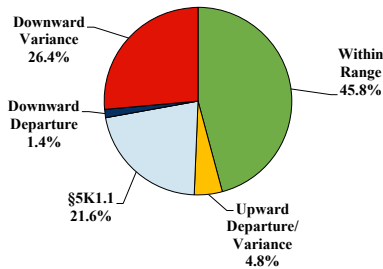
### Fiscal Year 2023



#### Type of Crime



#### Sentence Imposed Relative to the Guideline Range



#### SENTENCING INFORMATION BY TYPE OF CRIME

	TOTAL	Immigration	Drug Trafficking	Firearms	Fraud/Theft /Embezzle	Robbery	Child Porn	Money Laundering	All Other
<b>Total</b>	<b>647</b>	<b>8</b>	<b>346</b>	<b>158</b>	<b>38</b>	<b>13</b>	<b>14</b>	<b>25</b>	<b>45</b>
Mean Sentence (months)	93	19	111	70	20	121	133	104	87
Median Sentence (months)	77	15	108	57	14	120	143	95	18

#### IMPRISONMENT

<b>Total Receiving Imprisonment</b>	<b>617</b>	<b>8</b>	<b>341</b>	<b>153</b>	<b>31</b>	<b>13</b>	<b>14</b>	<b>22</b>	<b>35</b>
Prison Only	608	8	337	153	30	13	14	22	31
Up to 12 Months	20	2	5	3	8	0	0	0	2
13 to 60 Months	202	6	67	85	20	2	2	7	13
61 to 120 Months	215	0	144	50	2	5	3	7	4
Over 120 Months	171	0	121	15	0	6	9	8	12
Prison and Alternatives	9	0	4	0	1	0	0	0	4

#### PROBATION

<b>Total Receiving Probation</b>	<b>28</b>	<b>0</b>	<b>5</b>	<b>5</b>	<b>7</b>	<b>0</b>	<b>0</b>	<b>3</b>	<b>8</b>
Probation Only	19	0	2	4	6	0	0	1	6
Probation and Alternatives	9	0	3	1	1	0	0	2	2

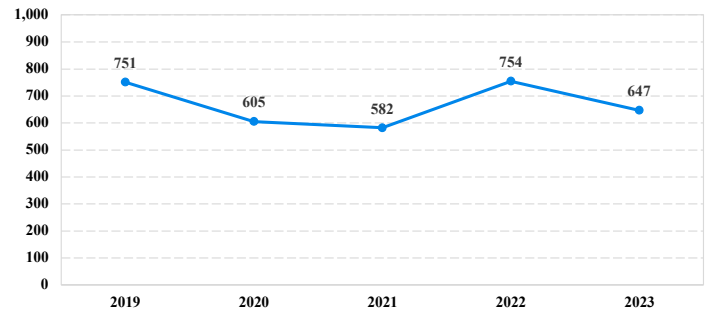
#### FINE ONLY

<b>Total</b>	<b>2</b>	<b>0</b>	<b>0</b>	<b>0</b>	<b>0</b>	<b>0</b>	<b>0</b>	<b>0</b>	<b>2</b>
--------------	----------	----------	----------	----------	----------	----------	----------	----------	----------

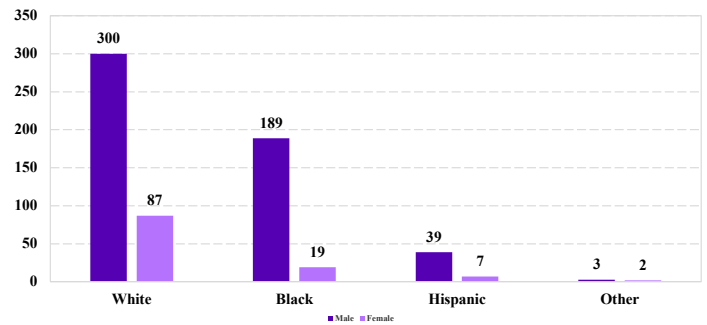
Cases with indeterminable sentence terms are excluded from the calculation of the Mean Sentence or Median Sentence category. Sentences greater than 470 months and probation were included in the sentence average computations as 470 months and zero months, respectively. Cases in the Total Receiving Imprisonment, Total Receiving Probation, and Fine Only categories total 100 percent of all cases. Cases missing information required for a specific analysis were excluded from that analysis. Descriptions of variables used in this analysis are provided in Appendix A.

SOURCE: U.S. Sentencing Commission, 2019 - 2023 Datafiles, USSCFY19 - USSCFY23.

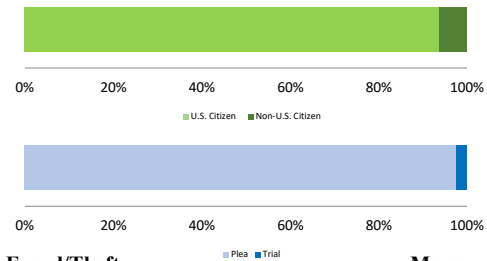
#### Number of Sentenced Individuals Over Time



#### Race and Gender



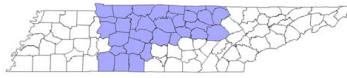
#### Citizenship, Guilty Pleas, and Trials



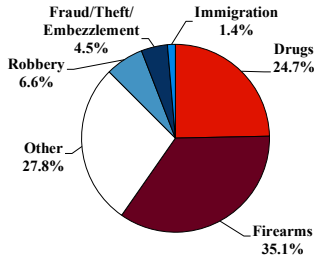
# District at a Glance

## Middle District of Tennessee

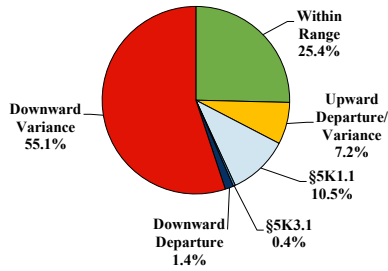
### Fiscal Year 2023



#### Type of Crime



#### Sentence Imposed Relative to the Guideline Range



#### SENTENCING INFORMATION BY TYPE OF CRIME

	TOTAL	Immigration	Drug Trafficking	Firearms	Fraud/Theft /Embezzle	Robbery	Child Porn	Money Laundering	All Other
<b>TOTAL</b>	<b>288</b>	<b>4</b>	<b>71</b>	<b>101</b>	<b>13</b>	<b>19</b>	<b>4</b>	<b>10</b>	<b>66</b>
Mean Sentence (months)	77	5	89	54	30	85	107	137	99
Median Sentence (months)	60	3	80	48	18	84	123	180	27

#### IMPRISONMENT

<b>Total Receiving Imprisonment</b>	<b>278</b>	<b>4</b>	<b>69</b>	<b>99</b>	<b>12</b>	<b>19</b>	<b>4</b>	<b>10</b>	<b>61</b>
Prison Only	271	4	66	96	12	19	4	10	60
Up to 12 Months	46	3	6	6	3	0	1	2	25
13 to 60 Months	100	1	17	61	7	7	0	1	6
61 to 120 Months	79	0	29	26	2	11	1	1	9
Over 120 Months	46	0	14	3	0	1	2	6	20
Prison and Alternatives	7	0	3	3	0	0	0	0	1

#### PROBATION

<b>Total Receiving Probation</b>	<b>7</b>	<b>0</b>	<b>2</b>	<b>2</b>	<b>1</b>	<b>0</b>	<b>0</b>	<b>0</b>	<b>2</b>
Probation Only	7	0	2	2	1	0	0	0	2
Probation and Alternatives	0	0	0	0	0	0	0	0	0

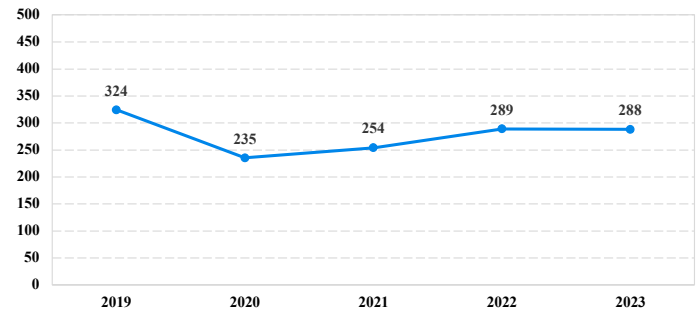
#### FINE ONLY

<b>FINE ONLY</b>	<b>3</b>	<b>0</b>	<b>0</b>	<b>0</b>	<b>0</b>	<b>0</b>	<b>0</b>	<b>0</b>	<b>3</b>
------------------	----------	----------	----------	----------	----------	----------	----------	----------	----------

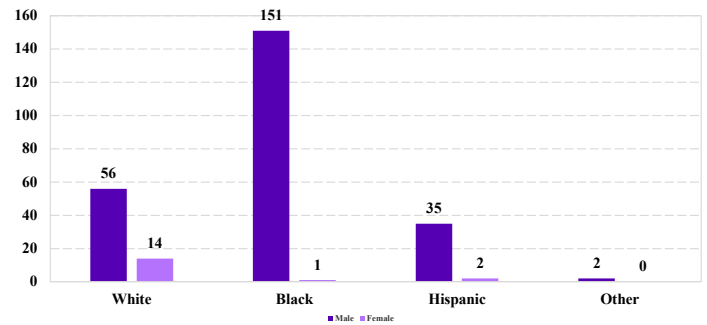
Cases with indeterminable sentence terms are excluded from the calculation of the Mean Sentence or Median Sentence category. Sentences greater than 470 months and probation were included in the sentence average computations as 470 months and zero months, respectively. Cases in the Total Receiving Imprisonment, Total Receiving Probation, and Fine Only categories total 100 percent of all cases. Cases missing information required for a specific analysis were excluded from that analysis. Descriptions of variables used in this analysis are provided in Appendix A.

SOURCE: U.S. Sentencing Commission, 2019 - 2023 Datafiles, USSCFY19 - USSCFY23.

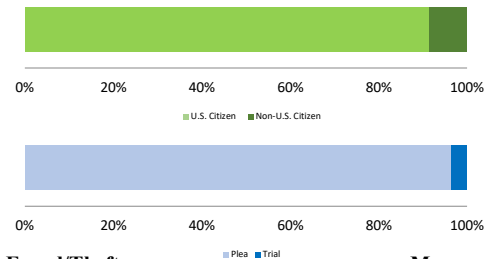
#### Number of Sentenced Individuals Over Time



#### Race and Gender



#### Citizenship, Guilty Pleas, and Trials



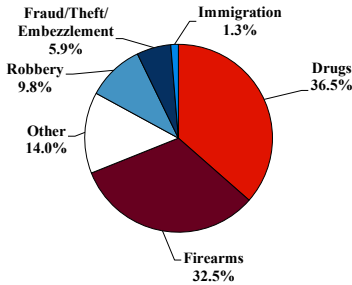
# District at a Glance

## Western District of Tennessee

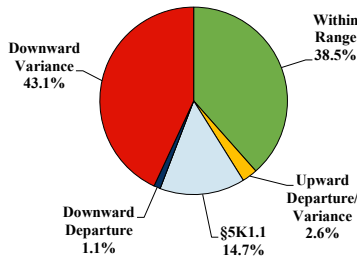
### Fiscal Year 2023



#### Type of Crime



#### Sentence Imposed Relative to the Guideline Range



#### SENTENCING INFORMATION BY TYPE OF CRIME

	TOTAL	Immigration	Drug Trafficking	Firearms	Fraud/Theft /Embezzle	Robbery	Child Porn	Money Laundering	All Other
<b>Total</b>	<b>458</b>	<b>6</b>	<b>167</b>	<b>149</b>	<b>27</b>	<b>45</b>	<b>5</b>	<b>4</b>	<b>55</b>
Mean Sentence (months)	86	11	86	70	12	160	84	79	118
Median Sentence (months)	70	11	78	60	6	130	72	65	30

#### IMPRISONMENT

<b>Total Receiving Imprisonment</b>	<b>436</b>	<b>6</b>	<b>164</b>	<b>145</b>	<b>23</b>	<b>45</b>	<b>5</b>	<b>4</b>	<b>44</b>
Prison Only	425	6	162	144	19	44	5	3	42
Up to 12 Months	41	4	16	9	8	0	0	0	4
13 to 60 Months	151	2	54	64	11	4	1	1	14
61 to 120 Months	126	0	55	53	0	9	3	1	5
Over 120 Months	107	0	37	18	0	31	1	1	19
Prison and Alternatives	11	0	2	1	4	1	0	1	2

#### PROBATION

<b>Total Receiving Probation</b>	<b>21</b>	<b>0</b>	<b>3</b>	<b>4</b>	<b>4</b>	<b>0</b>	<b>0</b>	<b>0</b>	<b>10</b>
Probation Only	15	0	1	2	3	0	0	0	9
Probation and Alternatives	6	0	2	2	1	0	0	0	1

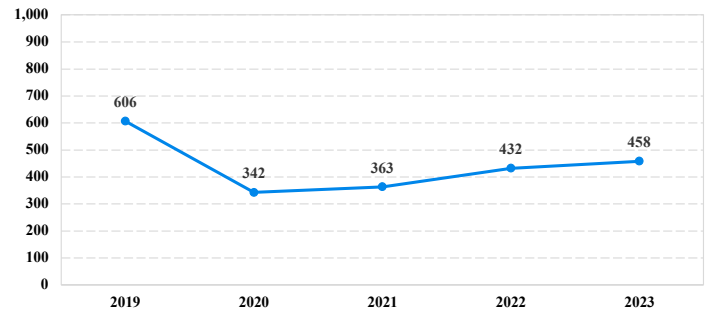
#### FINE ONLY

<b>Total</b>	<b>1</b>	<b>0</b>	<b>0</b>	<b>0</b>	<b>0</b>	<b>0</b>	<b>0</b>	<b>0</b>	<b>1</b>
--------------	----------	----------	----------	----------	----------	----------	----------	----------	----------

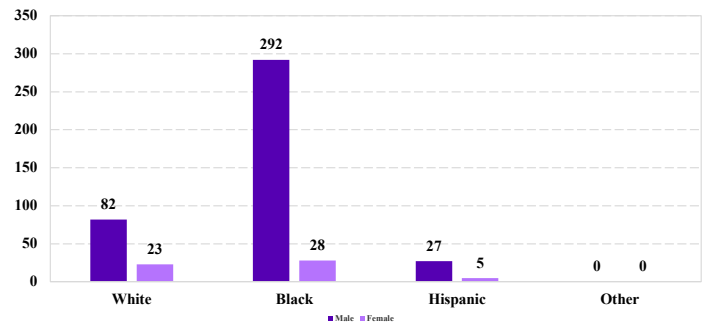
Cases with indeterminable sentence terms are excluded from the calculation of the Mean Sentence or Median Sentence category. Sentences greater than 470 months and probation were included in the sentence average computations as 470 months and zero months, respectively. Cases in the Total Receiving Imprisonment, Total Receiving Probation, and Fine Only categories total 100 percent of all cases. Cases missing information required for a specific analysis were excluded from that analysis. Descriptions of variables used in this analysis are provided in Appendix A.

SOURCE: U.S. Sentencing Commission, 2019 - 2023 Datafiles, USSCFY19 - USSCFY23.

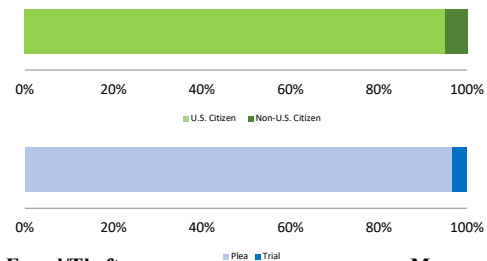
#### Number of Sentenced Individuals Over Time



#### Race and Gender



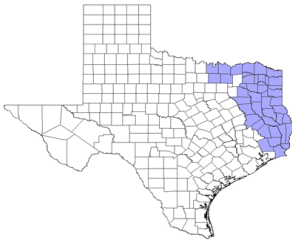
#### Citizenship, Guilty Pleas, and Trials



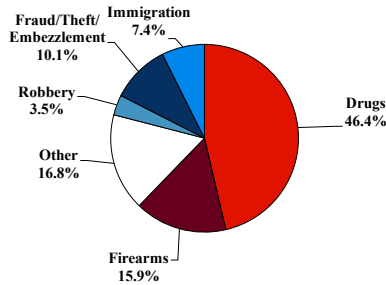
# District at a Glance

## Eastern District of Texas

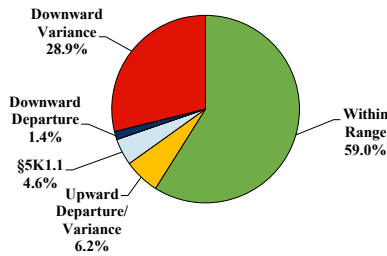
### Fiscal Year 2023



#### Type of Crime



#### Sentence Imposed Relative to the Guideline Range



#### SENTENCING INFORMATION BY TYPE OF CRIME

	TOTAL	Immigration	Drug Trafficking	Firearms	Fraud/Theft /Embezzle	Robbery	Child Porn	Money Laundering	All Other
<b>Total</b>	<b>716</b>	<b>53</b>	<b>332</b>	<b>114</b>	<b>72</b>	<b>25</b>	<b>10</b>	<b>38</b>	<b>72</b>
Mean Sentence (months)	90	28	123	49	28	109	125	106	90
Median Sentence (months)	60	24	120	45	24	96	114	60	40

#### IMPRISONMENT

<b>Total Receiving Imprisonment</b>	<b>685</b>	<b>53</b>	<b>331</b>	<b>112</b>	<b>55</b>	<b>25</b>	<b>10</b>	<b>36</b>	<b>63</b>
Prison Only	684	53	331	112	54	25	10	36	63
Up to 12 Months	37	9	11	4	6	0	0	1	6
13 to 60 Months	290	41	67	81	41	6	1	17	36
61 to 120 Months	177	3	112	26	6	10	6	8	6
Over 120 Months	180	0	141	1	1	9	3	10	15
Prison and Alternatives	1	0	0	0	1	0	0	0	0

#### PROBATION

<b>Total Receiving Probation</b>	<b>31</b>	<b>0</b>	<b>1</b>	<b>2</b>	<b>17</b>	<b>0</b>	<b>0</b>	<b>2</b>	<b>9</b>
Probation Only	30	0	1	2	17	0	0	2	8
Probation and Alternatives	1	0	0	0	0	0	0	0	1

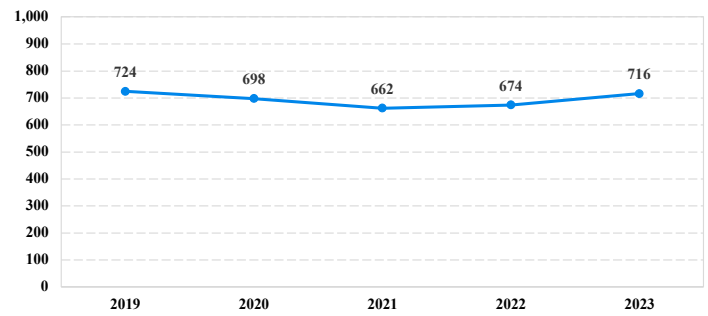
#### FINE ONLY

<b>Total</b>	<b>0</b>	<b>0</b>	<b>0</b>	<b>0</b>	<b>0</b>	<b>0</b>	<b>0</b>	<b>0</b>	<b>0</b>
--------------	----------	----------	----------	----------	----------	----------	----------	----------	----------

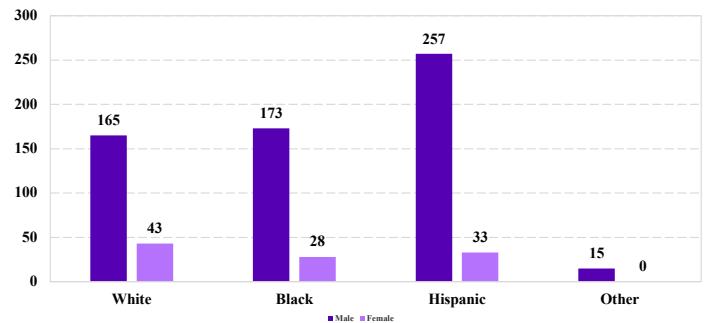
Cases with indeterminable sentence terms are excluded from the calculation of the Mean Sentence or Median Sentence category. Sentences greater than 470 months and probation were included in the sentence average computations as 470 months and zero months, respectively. Cases in the Total Receiving Imprisonment, Total Receiving Probation, and Fine Only categories total 100 percent of all cases. Cases missing information required for a specific analysis were excluded from that analysis. Descriptions of variables used in this analysis are provided in Appendix A.

SOURCE: U.S. Sentencing Commission, 2019 - 2023 Datafiles, USSCFY19 - USSCFY23.

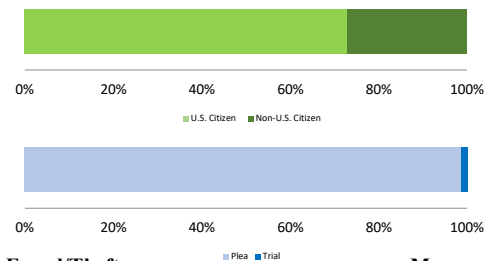
#### Number of Sentenced Individuals Over Time



#### Race and Gender



#### Citizenship, Guilty Pleas, and Trials

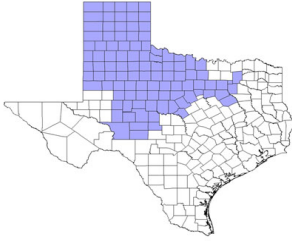




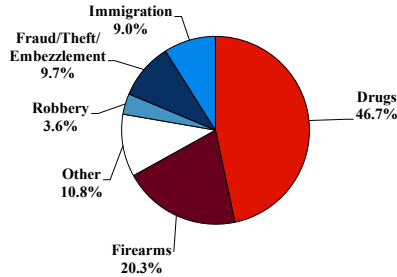
# District at a Glance

## Northern District of Texas

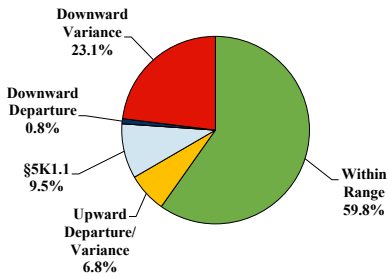
### Fiscal Year 2023



#### Type of Crime



#### Sentence Imposed Relative to the Guideline Range



#### SENTENCING INFORMATION BY TYPE OF CRIME

	TOTAL	Immigration	Drug Trafficking	Firearms	Fraud/Theft /Embezzle	Robbery	Child Porn	Money Laundering	All Other
	1,559	140	727	316	151	56	43	12	114
Mean Sentence (months)	96	30	128	57	32	129	196	50	125
Median Sentence (months)	71	24	120	51	24	120	210	40	69

#### IMPRISONMENT

	TOTAL	Immigration	Drug Trafficking	Firearms	Fraud/Theft /Embezzle	Robbery	Child Porn	Money Laundering	All Other
<b>Total Receiving Imprisonment</b>	<b>1,507</b>	<b>137</b>	<b>722</b>	<b>311</b>	<b>124</b>	<b>56</b>	<b>43</b>	<b>12</b>	<b>102</b>
Prison Only	1,502	137	721	310	121	56	43	12	102
Up to 12 Months	78	29	10	7	23	1	0	0	8
13 to 60 Months	576	94	165	192	75	5	2	8	35
61 to 120 Months	415	13	221	104	17	25	8	4	23
Over 120 Months	433	1	325	7	6	25	33	0	36
Prison and Alternatives	5	0	1	1	3	0	0	0	0

#### PROBATION

	TOTAL	Immigration	Drug Trafficking	Firearms	Fraud/Theft /Embezzle	Robbery	Child Porn	Money Laundering	All Other
<b>Total Receiving Probation</b>	<b>52</b>	<b>3</b>	<b>5</b>	<b>5</b>	<b>27</b>	<b>0</b>	<b>0</b>	<b>0</b>	<b>12</b>
Probation Only	49	3	5	4	25	0	0	0	12
Probation and Alternatives	3	0	0	1	2	0	0	0	0

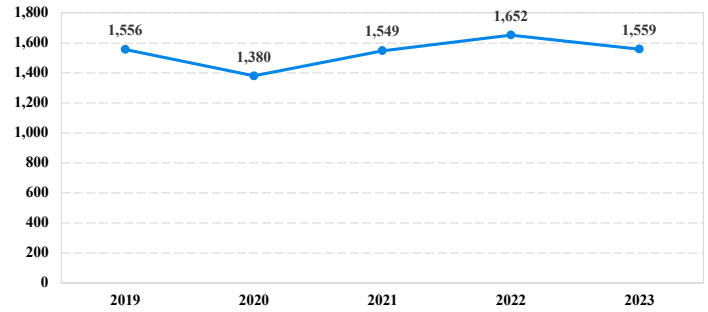
#### FINE ONLY

	<b>0</b>	<b>0</b>	<b>0</b>	<b>0</b>	<b>0</b>	<b>0</b>	<b>0</b>	<b>0</b>	<b>0</b>
--	----------	----------	----------	----------	----------	----------	----------	----------	----------

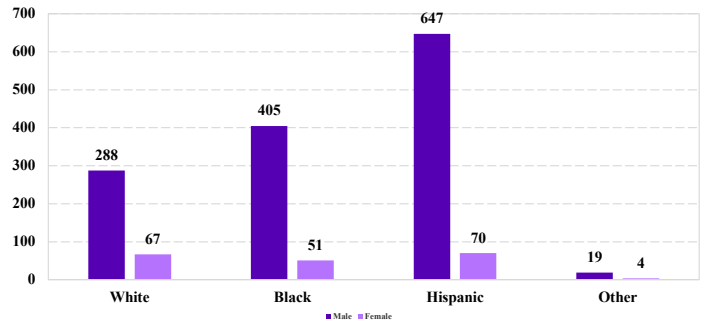
Cases with indeterminable sentence terms are excluded from the calculation of the Mean Sentence or Median Sentence category. Sentences greater than 470 months and probation were included in the sentence average computations as 470 months and zero months, respectively. Cases in the Total Receiving Imprisonment, Total Receiving Probation, and Fine Only categories total 100 percent of all cases. Cases missing information required for a specific analysis were excluded from that analysis. Descriptions of variables used in this analysis are provided in Appendix A.

SOURCE: U.S. Sentencing Commission, 2019 - 2023 Datafiles, USSCFY19 - USSCFY23.

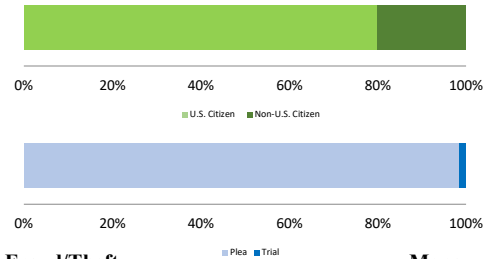
#### Number of Sentenced Individuals Over Time



#### Race and Gender



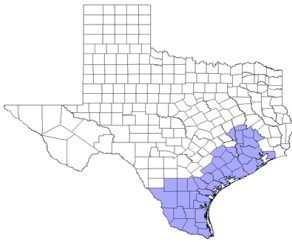
#### Citizenship, Guilty Pleas, and Trials



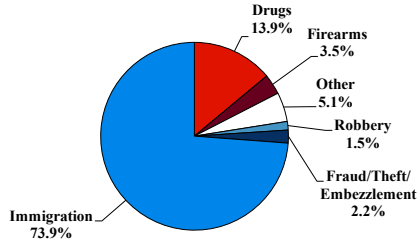
# District at a Glance

## Southern District of Texas

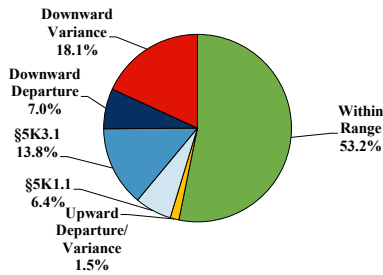
### Fiscal Year 2023



#### Type of Crime



#### Sentence Imposed Relative to the Guideline Range



#### SENTENCING INFORMATION BY TYPE OF CRIME

	TOTAL	Immigration	Drug Trafficking	Firearms	Fraud/Theft /Embezzle	Robbery	Child Porn	Money Laundering	All Other
	6,425	4,745	894	225	142	94	59	57	209
Mean Sentence (months)	27	13	74	40	24	126	170	49	67
Median Sentence (months)	12	8	60	30	5	114	132	29	20

#### IMPRISONMENT

	TOTAL	Immigration	Drug Trafficking	Firearms	Fraud/Theft /Embezzle	Robbery	Child Porn	Money Laundering	All Other
<b>Total Receiving Imprisonment</b>	<b>6,252</b>	<b>4,630</b>	<b>888</b>	<b>217</b>	<b>119</b>	<b>94</b>	<b>59</b>	<b>55</b>	<b>190</b>
Prison Only	6,110	4,526	871	212	116	93	59	53	180
Up to 12 Months	2,853	2,666	38	35	58	1	2	9	44
13 to 60 Months	2,584	1,816	448	132	43	18	13	29	85
61 to 120 Months	417	42	251	38	11	34	13	9	19
Over 120 Months	256	2	134	7	4	40	31	6	32
Prison and Alternatives	142	104	17	5	3	1	0	2	10

#### PROBATION

	TOTAL	Immigration	Drug Trafficking	Firearms	Fraud/Theft /Embezzle	Robbery	Child Porn	Money Laundering	All Other
<b>Total Receiving Probation</b>	<b>173</b>	<b>115</b>	<b>6</b>	<b>8</b>	<b>23</b>	<b>0</b>	<b>0</b>	<b>2</b>	<b>19</b>
Probation Only	124	76	4	7	19	0	0	1	17
Probation and Alternatives	49	39	2	1	4	0	0	1	2

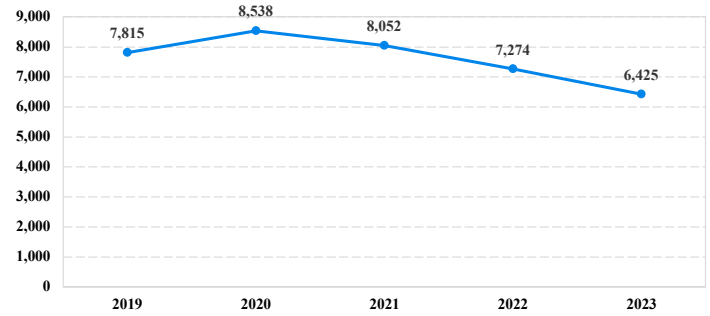
#### FINE ONLY

	TOTAL	Immigration	Drug Trafficking	Firearms	Fraud/Theft /Embezzle	Robbery	Child Porn	Money Laundering	All Other
	0	0	0	0	0	0	0	0	0

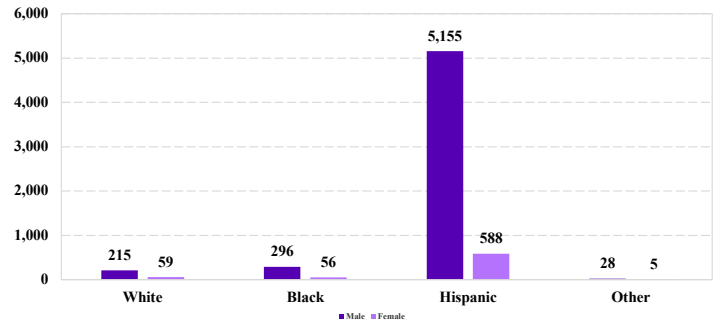
Cases with indeterminable sentence terms are excluded from the calculation of the Mean Sentence or Median Sentence category. Sentences greater than 470 months and probation were included in the sentence average computations as 470 months and zero months, respectively. Cases in the Total Receiving Imprisonment, Total Receiving Probation, and Fine Only categories total 100 percent of all cases. Cases missing information required for a specific analysis were excluded from that analysis. Descriptions of variables used in this analysis are provided in Appendix A.

SOURCE: U.S. Sentencing Commission, 2019 - 2023 Datafiles, USSCFY19 - USSCFY23.

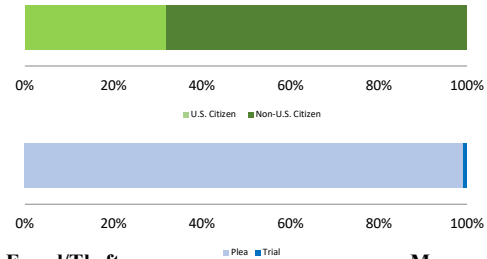
#### Number of Sentenced Individuals Over Time



#### Race and Gender



#### Citizenship, Guilty Pleas, and Trials



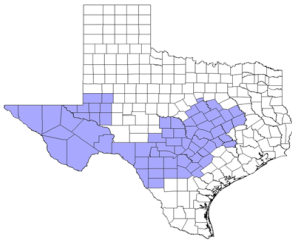
Legend: U.S. Citizen (Green), Non-U.S. Citizen (Dark Green)

Legend: Plea (Blue), Trial (Dark Blue)

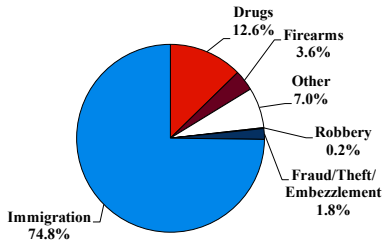
# District at a Glance

## Western District of Texas

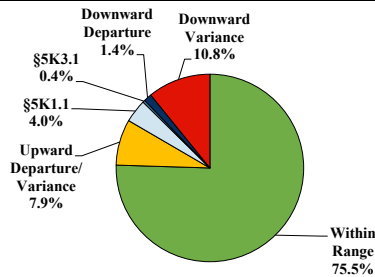
### Fiscal Year 2023



#### Type of Crime



#### Sentence Imposed Relative to the Guideline Range



#### SENTENCING INFORMATION BY TYPE OF CRIME

	TOTAL	Immigration	Drug Trafficking	Firearms	Fraud/Theft /Embezzle	Robbery	Child Porn	Money Laundering	All Other
	7,539	5,640	948	269	138	15	44	47	438
Mean Sentence (months)	26	14	87	46	16	63	122	38	34
Median Sentence (months)	12	10	63	37	4	60	99	12	8

#### IMPRISONMENT

	TOTAL	Immigration	Drug Trafficking	Firearms	Fraud/Theft /Embezzle	Robbery	Child Porn	Money Laundering	All Other
<b>Total Receiving Imprisonment</b>	<b>7,181</b>	<b>5,417</b>	<b>934</b>	<b>251</b>	<b>98</b>	<b>14</b>	<b>43</b>	<b>38</b>	<b>386</b>
Prison Only	6,989	5,314	876	240	96	14	43	36	370
Up to 12 Months	3,157	2,781	42	17	58	0	0	11	248
13 to 60 Months	3,172	2,480	383	170	31	7	11	19	71
61 to 120 Months	370	46	235	41	6	6	13	3	20
Over 120 Months	289	6	216	12	1	1	19	3	31
Prison and Alternatives	192	103	58	11	2	0	0	2	16

#### PROBATION

	TOTAL	Immigration	Drug Trafficking	Firearms	Fraud/Theft /Embezzle	Robbery	Child Porn	Money Laundering	All Other
<b>Total Receiving Probation</b>	<b>357</b>	<b>223</b>	<b>14</b>	<b>18</b>	<b>40</b>	<b>1</b>	<b>1</b>	<b>9</b>	<b>51</b>
Probation Only	324	201	12	13	39	1	1	7	50
Probation and Alternatives	33	22	2	5	1	0	0	2	1

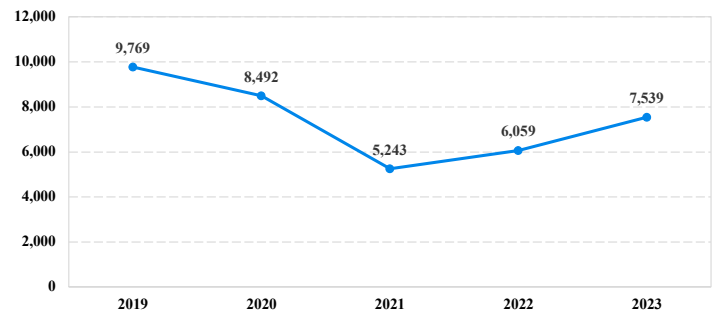
#### FINE ONLY

	TOTAL	Immigration	Drug Trafficking	Firearms	Fraud/Theft /Embezzle	Robbery	Child Porn	Money Laundering	All Other
	1	0	0	0	0	0	0	0	1

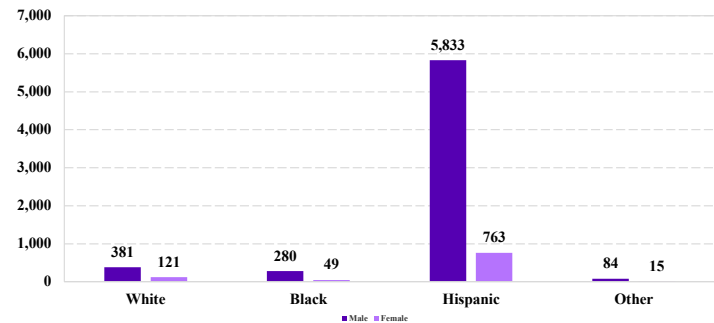
Cases with indeterminable sentence terms are excluded from the calculation of the Mean Sentence or Median Sentence category. Sentences greater than 470 months and probation were included in the sentence average computations as 470 months and zero months, respectively. Cases in the Total Receiving Imprisonment, Total Receiving Probation, and Fine Only categories total 100 percent of all cases. Cases missing information required for a specific analysis were excluded from that analysis. Descriptions of variables used in this analysis are provided in Appendix A.

SOURCE: U.S. Sentencing Commission, 2019 - 2023 Datafiles, USSCFY19 - USSCFY23.

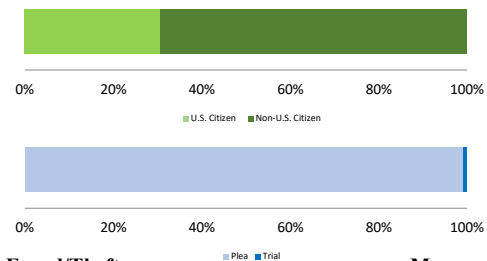
#### Number of Sentenced Individuals Over Time



#### Race and Gender



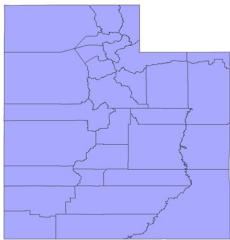
#### Citizenship, Guilty Pleas, and Trials



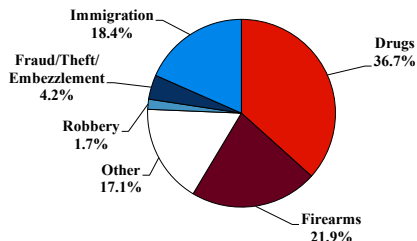
# District at a Glance

## District of Utah

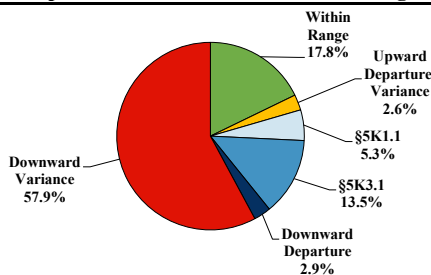
### Fiscal Year 2023



#### Type of Crime



#### Sentence Imposed Relative to the Guideline Range



#### SENTENCING INFORMATION BY TYPE OF CRIME

	TOTAL	Immigration	Drug Trafficking	Firearms	Fraud/Theft /Embezzle	Robbery	Child Porn	Money Laundering	All Other
<b>Total</b>	<b>761</b>	<b>140</b>	<b>276</b>	<b>167</b>	<b>32</b>	<b>13</b>	<b>20</b>	<b>23</b>	<b>90</b>
Mean Sentence (months)	39	7	52	25	11	86	75	71	62
Median Sentence (months)	27	4	48	24	5	72	81	46	27

#### IMPRISONMENT

<b>Total Receiving Imprisonment</b>	<b>655</b>	<b>104</b>	<b>260</b>	<b>140</b>	<b>19</b>	<b>13</b>	<b>20</b>	<b>20</b>	<b>79</b>
Prison Only	654	104	260	139	19	13	20	20	79
Up to 12 Months	145	72	19	27	7	0	1	1	18
13 to 60 Months	351	32	149	103	12	5	7	11	32
61 to 120 Months	128	0	83	9	0	5	11	4	16
Over 120 Months	30	0	9	0	0	3	1	4	13
Prison and Alternatives	1	0	0	1	0	0	0	0	0

#### PROBATION

<b>Total Receiving Probation</b>	<b>101</b>	<b>36</b>	<b>15</b>	<b>27</b>	<b>12</b>	<b>0</b>	<b>0</b>	<b>2</b>	<b>9</b>
Probation Only	99	36	15	27	11	0	0	2	8
Probation and Alternatives	2	0	0	0	1	0	0	0	1

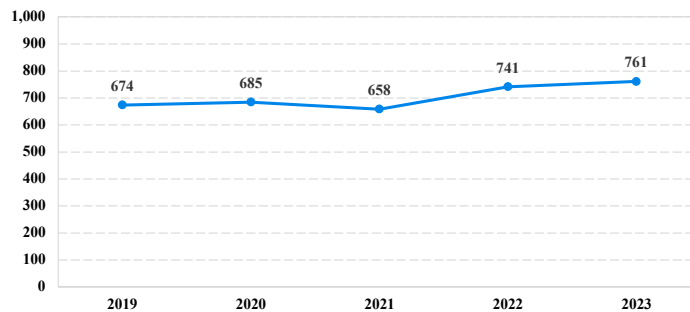
#### FINE ONLY

<b>Total</b>	<b>5</b>	<b>0</b>	<b>1</b>	<b>0</b>	<b>1</b>	<b>0</b>	<b>0</b>	<b>1</b>	<b>2</b>
--------------	----------	----------	----------	----------	----------	----------	----------	----------	----------

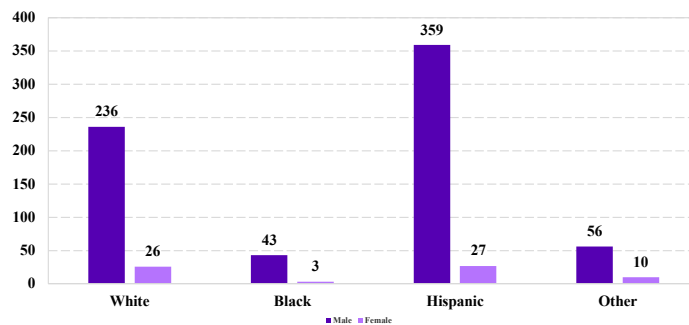
Cases with indeterminable sentence terms are excluded from the calculation of the Mean Sentence or Median Sentence category. Sentences greater than 470 months and probation were included in the sentence average computations as 470 months and zero months, respectively. Cases in the Total Receiving Imprisonment, Total Receiving Probation, and Fine Only categories total 100 percent of all cases. Cases missing information required for a specific analysis were excluded from that analysis. Descriptions of variables used in this analysis are provided in Appendix A.

SOURCE: U.S. Sentencing Commission, 2019 - 2023 Datafiles, USSCFY19 - USSCFY23.

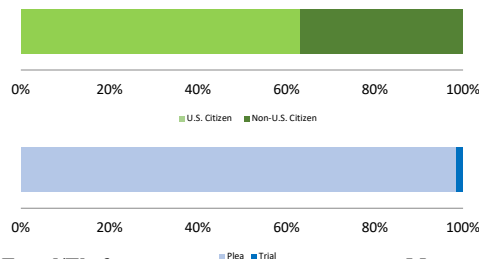
#### Number of Sentenced Individuals Over Time



#### Race and Gender



#### Citizenship, Guilty Pleas, and Trials



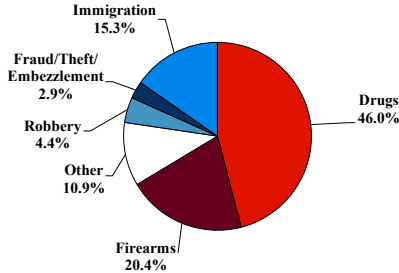
# District at a Glance

## District of Vermont

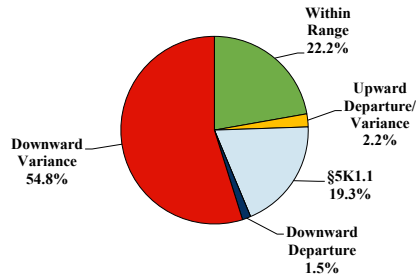
### Fiscal Year 2023



#### Type of Crime



#### Sentence Imposed Relative to the Guideline Range



#### SENTENCING INFORMATION BY TYPE OF CRIME

	TOTAL	Immigration	Drug Trafficking	Firearms	Fraud/Theft/Embezzle	Robbery	Child Porn	Money Laundering	All Other
<b>Total</b>	<b>137</b>	<b>21</b>	<b>59</b>	<b>28</b>	<b>4</b>	<b>6</b>	<b>0</b>	<b>4</b>	<b>15</b>
Mean Sentence (months)	27	2	30	23	2	59	--	27	55
Median Sentence (months)	14	0	24	26	0	67	--	26	1

#### IMPRISONMENT

<b>Total Receiving Imprisonment</b>	<b>129</b>	<b>20</b>	<b>57</b>	<b>26</b>	<b>3</b>	<b>6</b>	<b>0</b>	<b>4</b>	<b>13</b>
Prison Only	127	20	55	26	3	6	0	4	13
Up to 12 Months	49	19	14	7	3	0	0	0	6
13 to 60 Months	60	1	33	18	0	2	0	4	2
61 to 120 Months	14	0	7	1	0	4	0	0	2
Over 120 Months	4	0	1	0	0	0	0	0	3
Prison and Alternatives	2	0	2	0	0	0	0	0	0

#### PROBATION

<b>Total Receiving Probation</b>	<b>8</b>	<b>1</b>	<b>2</b>	<b>2</b>	<b>1</b>	<b>0</b>	<b>0</b>	<b>0</b>	<b>2</b>
Probation Only	8	1	2	2	1	0	0	0	2
Probation and Alternatives	0	0	0	0	0	0	0	0	0

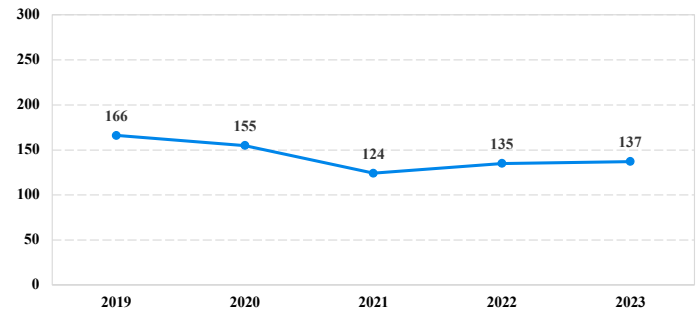
#### FINE ONLY

<b>Total</b>	<b>0</b>	<b>0</b>	<b>0</b>	<b>0</b>	<b>0</b>	<b>0</b>	<b>0</b>	<b>0</b>	<b>0</b>
--------------	----------	----------	----------	----------	----------	----------	----------	----------	----------

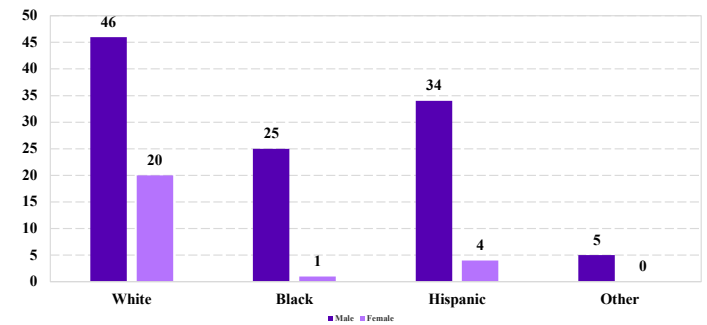
Cases with indeterminable sentence terms are excluded from the calculation of the Mean Sentence or Median Sentence category. Sentences greater than 470 months and probation were included in the sentence average computations as 470 months and zero months, respectively. Cases in the Total Receiving Imprisonment, Total Receiving Probation, and Fine Only categories total 100 percent of all cases. Cases missing information required for a specific analysis were excluded from that analysis. Descriptions of variables used in this analysis are provided in Appendix A.

SOURCE: U.S. Sentencing Commission, 2019 - 2023 Datafiles, USSCFY19 - USSCFY23.

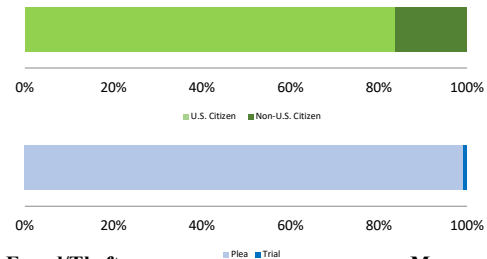
#### Number of Sentenced Individuals Over Time



#### Race and Gender



#### Citizenship, Guilty Pleas, and Trials



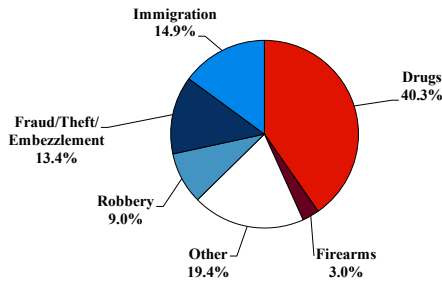
# District at a Glance

## Virgin Islands

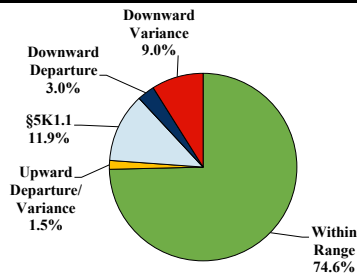
### Fiscal Year 2023



#### Type of Crime



#### Sentence Imposed Relative to the Guideline Range



#### SENTENCING INFORMATION BY TYPE OF CRIME

	TOTAL	Immigration	Drug Trafficking	Firearms	Fraud/Theft /Embezzle	Robbery	Child Porn	Money Laundering	All Other
<b>Total</b>	<b>67</b>	<b>10</b>	<b>27</b>	<b>2</b>	<b>9</b>	<b>6</b>	<b>0</b>	<b>3</b>	<b>10</b>
Mean Sentence (months)	60	16	77	--	6	115	--	33	92
Median Sentence (months)	41	7	60	--	0	130	--	33	56

#### IMPRISONMENT

<b>Total Receiving Imprisonment</b>	<b>58</b>	<b>8</b>	<b>25</b>	<b>2</b>	<b>6</b>	<b>6</b>	<b>0</b>	<b>3</b>	<b>8</b>
Prison Only	57	8	25	1	6	6	0	3	8
Up to 12 Months	13	6	0	0	4	0	0	0	3
13 to 60 Months	21	1	12	1	2	2	0	3	0
61 to 120 Months	13	1	11	0	0	0	0	0	1
Over 120 Months	10	0	2	0	0	4	0	0	4
Prison and Alternatives	1	0	0	1	0	0	0	0	0

#### PROBATION

<b>Total Receiving Probation</b>	<b>9</b>	<b>2</b>	<b>2</b>	<b>0</b>	<b>3</b>	<b>0</b>	<b>0</b>	<b>0</b>	<b>2</b>
Probation Only	7	1	1	0	3	0	0	0	2
Probation and Alternatives	2	1	1	0	0	0	0	0	0

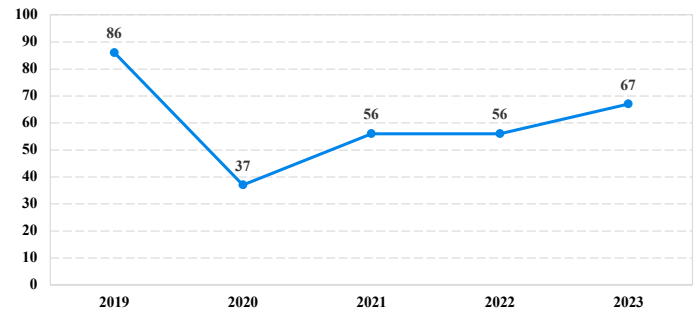
#### FINE ONLY

<b>Total</b>	<b>0</b>	<b>0</b>	<b>0</b>	<b>0</b>	<b>0</b>	<b>0</b>	<b>0</b>	<b>0</b>	<b>0</b>
--------------	----------	----------	----------	----------	----------	----------	----------	----------	----------

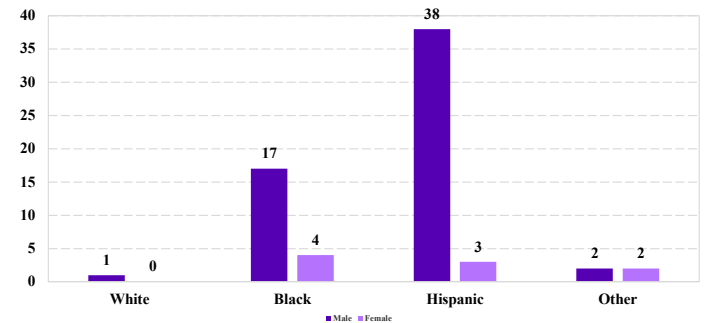
Cases with indeterminable sentence terms are excluded from the calculation of the Mean Sentence or Median Sentence category. Sentences greater than 470 months and probation were included in the sentence average computations as 470 months and zero months, respectively. Cases in the Total Receiving Imprisonment, Total Receiving Probation, and Fine Only categories total 100 percent of all cases. Cases missing information required for a specific analysis were excluded from that analysis. Descriptions of variables used in this analysis are provided in Appendix A.

SOURCE: U.S. Sentencing Commission, 2019 - 2023 Datafiles, USSCFY19 - USSCFY23.

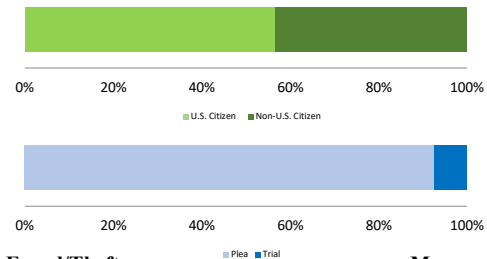
#### Number of Sentenced Individuals Over Time



#### Race and Gender



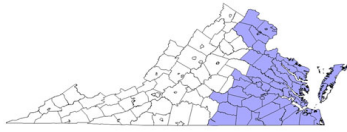
#### Citizenship, Guilty Pleas, and Trials



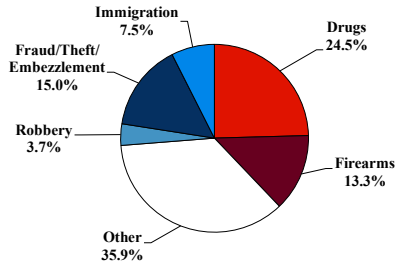
# District at a Glance

## Eastern District of Virginia

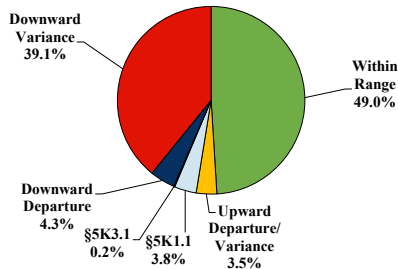
### Fiscal Year 2023



#### Type of Crime



#### Sentence Imposed Relative to the Guideline Range



#### SENTENCING INFORMATION BY TYPE OF CRIME

	TOTAL	Immigration	Drug Trafficking	Firearms	Fraud/Theft /Embezzle	Robbery	Child Porn	Money Laundering	All Other
<b>Total</b>	<b>884</b>	<b>66</b>	<b>211</b>	<b>118</b>	<b>133</b>	<b>33</b>	<b>56</b>	<b>18</b>	<b>249</b>
Mean Sentence (months)	68	10	107	44	35	174	103	41	61
Median Sentence (months)	36	6	90	33	24	150	82	33	0

#### IMPRISONMENT

	TOTAL	Immigration	Drug Trafficking	Firearms	Fraud/Theft /Embezzle	Robbery	Child Porn	Money Laundering	All Other
<b>Total Receiving Imprisonment</b>	<b>730</b>	<b>66</b>	<b>210</b>	<b>109</b>	<b>102</b>	<b>33</b>	<b>56</b>	<b>18</b>	<b>136</b>
Prison Only	720	66	207	108	99	33	55	18	134
Up to 12 Months	111	39	12	14	8	0	1	3	34
13 to 60 Months	282	27	54	65	67	4	14	12	39
61 to 120 Months	177	0	74	27	20	7	28	3	18
Over 120 Months	150	0	67	2	4	22	12	0	43
Prison and Alternatives	10	0	3	1	3	0	1	0	2

#### PROBATION

	TOTAL	Immigration	Drug Trafficking	Firearms	Fraud/Theft /Embezzle	Robbery	Child Porn	Money Laundering	All Other
<b>Total Receiving Probation</b>	<b>124</b>	<b>0</b>	<b>1</b>	<b>9</b>	<b>27</b>	<b>0</b>	<b>0</b>	<b>0</b>	<b>87</b>
Probation Only	110	0	0	5	21	0	0	0	84
Probation and Alternatives	14	0	1	4	6	0	0	0	3

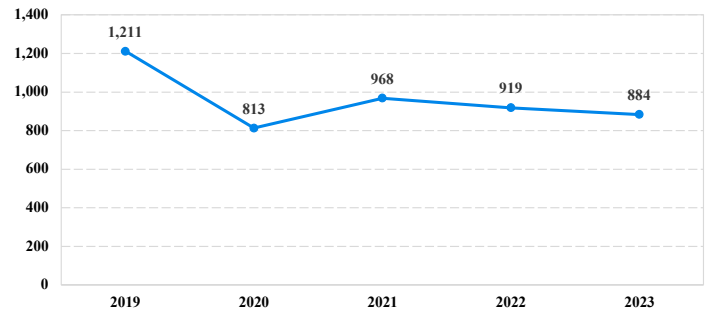
#### FINE ONLY

	TOTAL	Immigration	Drug Trafficking	Firearms	Fraud/Theft /Embezzle	Robbery	Child Porn	Money Laundering	All Other
<b>Total</b>	<b>30</b>	<b>0</b>	<b>0</b>	<b>0</b>	<b>4</b>	<b>0</b>	<b>0</b>	<b>0</b>	<b>26</b>

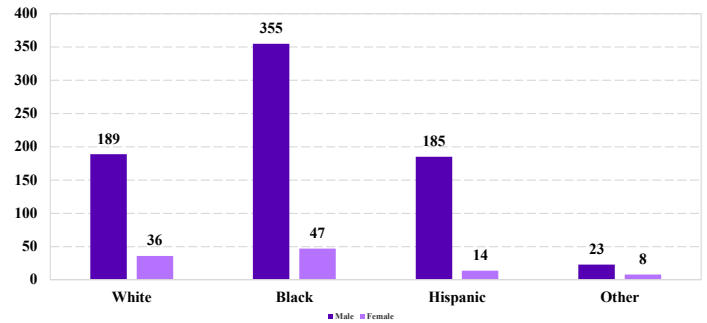
Cases with indeterminable sentence terms are excluded from the calculation of the Mean Sentence or Median Sentence category. Sentences greater than 470 months and probation were included in the sentence average computations as 470 months and zero months, respectively. Cases in the Total Receiving Imprisonment, Total Receiving Probation, and Fine Only categories total 100 percent of all cases. Cases missing information required for a specific analysis were excluded from that analysis. Descriptions of variables used in this analysis are provided in Appendix A.

SOURCE: U.S. Sentencing Commission, 2019 - 2023 Datafiles, USSCFY19 - USSCFY23.

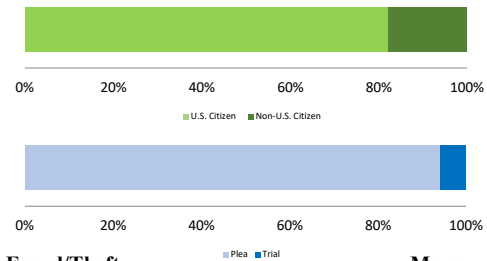
#### Number of Sentenced Individuals Over Time



#### Race and Gender



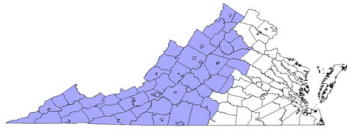
#### Citizenship, Guilty Pleas, and Trials



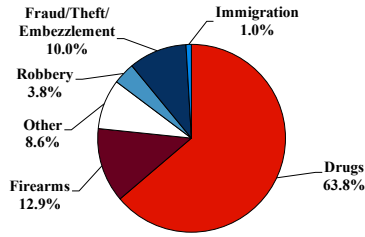
# District at a Glance

## Western District of Virginia

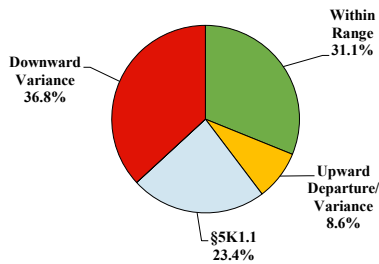
### Fiscal Year 2023



#### Type of Crime



#### Sentence Imposed Relative to the Guideline Range



#### SENTENCING INFORMATION BY TYPE OF CRIME

	TOTAL	Immigration	Drug Trafficking	Firearms	Fraud/Theft /Embezzle	Robbery	Child Porn	Money Laundering	All Other
<b>Total</b>	<b>210</b>	<b>2</b>	<b>134</b>	<b>27</b>	<b>21</b>	<b>8</b>	<b>5</b>	<b>2</b>	<b>11</b>
Mean Sentence (months)	86	--	109	51	11	70	68	--	73
Median Sentence (months)	61	--	89	48	10	51	102	--	20

#### IMPRISONMENT

<b>Total Receiving Imprisonment</b>	<b>196</b>	<b>2</b>	<b>130</b>	<b>25</b>	<b>16</b>	<b>8</b>	<b>5</b>	<b>2</b>	<b>8</b>
Prison Only	186	2	127	24	10	8	5	2	8
Up to 12 Months	10	0	2	0	6	0	1	0	1
13 to 60 Months	71	2	37	17	4	5	1	2	3
61 to 120 Months	59	0	47	6	0	2	3	0	1
Over 120 Months	46	0	41	1	0	1	0	0	3
Prison and Alternatives	10	0	3	1	6	0	0	0	0

#### PROBATION

<b>Total Receiving Probation</b>	<b>14</b>	<b>0</b>	<b>4</b>	<b>2</b>	<b>5</b>	<b>0</b>	<b>0</b>	<b>0</b>	<b>3</b>
Probation Only	6	0	1	1	2	0	0	0	2
Probation and Alternatives	8	0	3	1	3	0	0	0	1

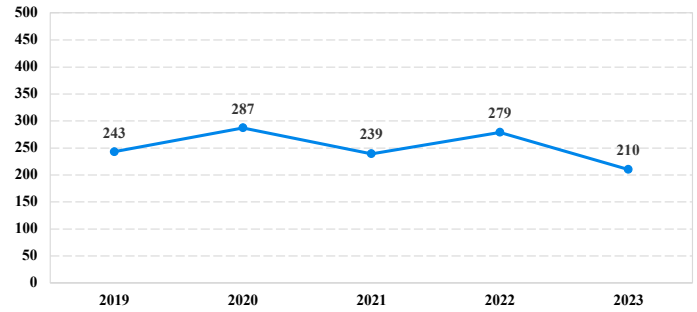
#### FINE ONLY

<b>Total</b>	<b>0</b>	<b>0</b>	<b>0</b>	<b>0</b>	<b>0</b>	<b>0</b>	<b>0</b>	<b>0</b>	<b>0</b>
--------------	----------	----------	----------	----------	----------	----------	----------	----------	----------

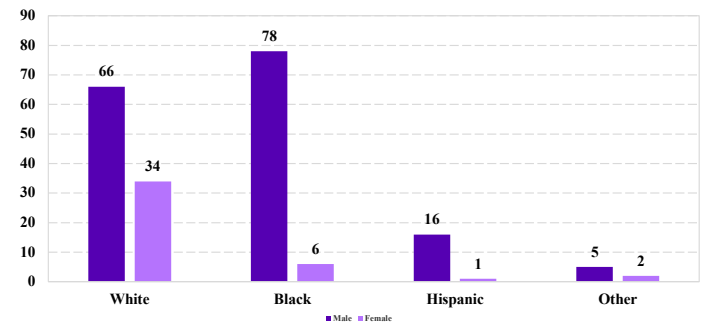
Cases with indeterminable sentence terms are excluded from the calculation of the Mean Sentence or Median Sentence category. Sentences greater than 470 months and probation were included in the sentence average computations as 470 months and zero months, respectively. Cases in the Total Receiving Imprisonment, Total Receiving Probation, and Fine Only categories total 100 percent of all cases. Cases missing information required for a specific analysis were excluded from that analysis. Descriptions of variables used in this analysis are provided in Appendix A.

SOURCE: U.S. Sentencing Commission, 2019 - 2023 Datafiles, USSCFY19 - USSCFY23.

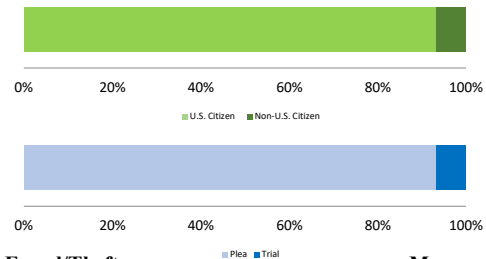
#### Number of Sentenced Individuals Over Time



#### Race and Gender



#### Citizenship, Guilty Pleas, and Trials

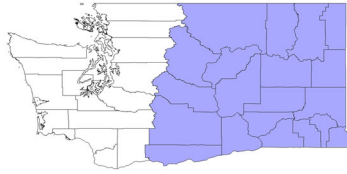




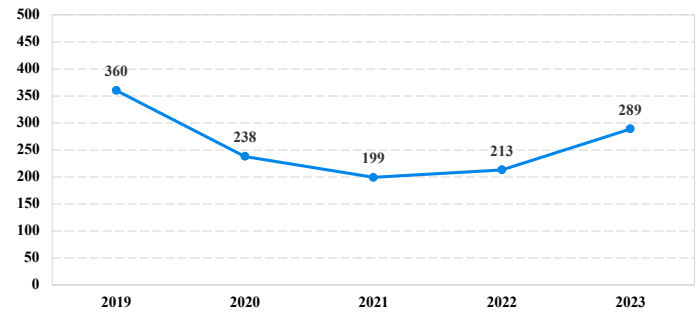
# District at a Glance

## Eastern District of Washington

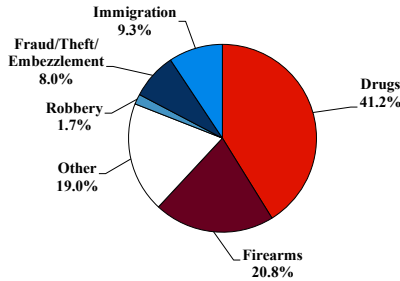
### Fiscal Year 2023



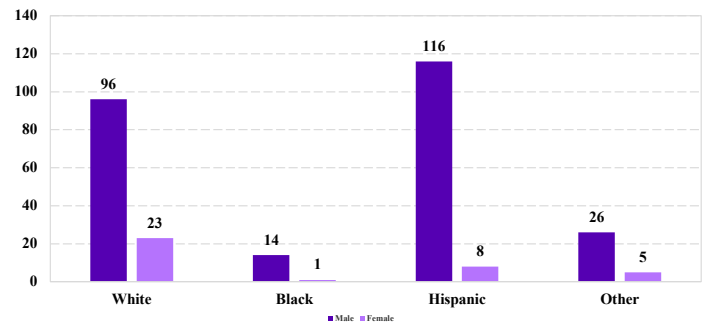
Number of Sentenced Individuals Over Time



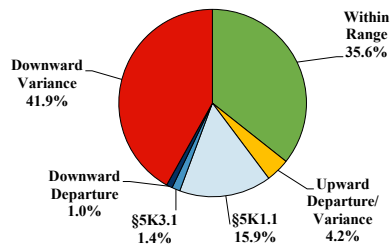
Type of Crime



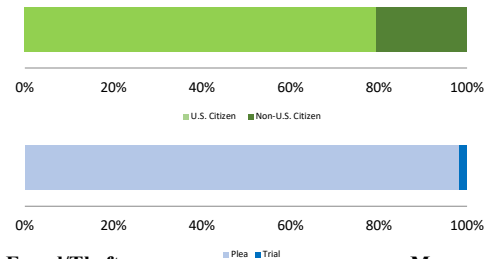
Race and Gender



Sentence Imposed Relative to the Guideline Range



Citizenship, Guilty Pleas, and Trials



#### SENTENCING INFORMATION BY TYPE OF CRIME

	TOTAL	Immigration	Drug Trafficking	Firearms	Fraud/Theft /Embezzle	Robbery	Child Porn	Money Laundering	All Other
<b>Total</b>	<b>289</b>	<b>27</b>	<b>116</b>	<b>60</b>	<b>23</b>	<b>5</b>	<b>10</b>	<b>0</b>	<b>48</b>
Mean Sentence (months)	62	12	81	37	10	126	115	--	80
Median Sentence (months)	36	8	64	28	2	63	78	--	27

#### IMPRISONMENT

<b>Total Receiving Imprisonment</b>	<b>270</b>	<b>26</b>	<b>114</b>	<b>58</b>	<b>15</b>	<b>5</b>	<b>10</b>	<b>0</b>	<b>42</b>
Prison Only	261	26	110	57	14	5	10	0	39
Up to 12 Months	60	16	11	10	10	0	1	0	12
13 to 60 Months	112	10	40	39	3	2	4	0	14
61 to 120 Months	44	0	33	6	0	1	1	0	3
Over 120 Months	45	0	26	2	1	2	4	0	10
Prison and Alternatives	9	0	4	1	1	0	0	0	3

#### PROBATION

<b>Total Receiving Probation</b>	<b>19</b>	<b>1</b>	<b>2</b>	<b>2</b>	<b>8</b>	<b>0</b>	<b>0</b>	<b>0</b>	<b>6</b>
Probation Only	18	1	2	2	8	0	0	0	5
Probation and Alternatives	1	0	0	0	0	0	0	0	1

#### FINE ONLY

<b>Total</b>	<b>0</b>	<b>0</b>	<b>0</b>	<b>0</b>	<b>0</b>	<b>0</b>	<b>0</b>	<b>0</b>	<b>0</b>
--------------	----------	----------	----------	----------	----------	----------	----------	----------	----------

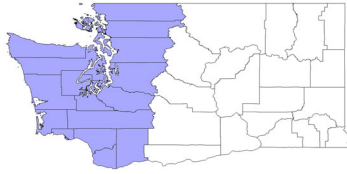
Cases with indeterminable sentence terms are excluded from the calculation of the Mean Sentence or Median Sentence category. Sentences greater than 470 months and probation were included in the sentence average computations as 470 months and zero months, respectively. Cases in the Total Receiving Imprisonment, Total Receiving Probation, and Fine Only categories total 100 percent of all cases. Cases missing information required for a specific analysis were excluded from that analysis. Descriptions of variables used in this analysis are provided in Appendix A.

SOURCE: U.S. Sentencing Commission, 2019 - 2023 Datafiles, USSCFY19 - USSCFY23.

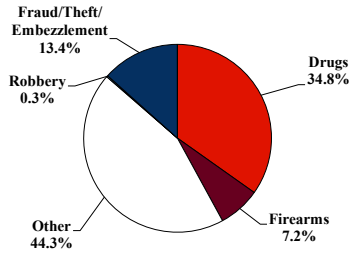
# District at a Glance

## Western District of Washington

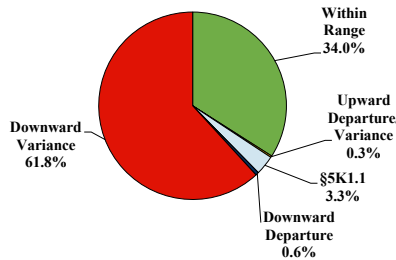
### Fiscal Year 2023



#### Type of Crime



#### Sentence Imposed Relative to the Guideline Range



#### SENTENCING INFORMATION BY TYPE OF CRIME

	TOTAL	Immigration	Drug Trafficking	Firearms	Fraud/Theft /Embezzle	Robbery	Child Porn	Money Laundering	All Other
<b>Total</b>	<b>359</b>	<b>0</b>	<b>124</b>	<b>26</b>	<b>48</b>	<b>1</b>	<b>8</b>	<b>17</b>	<b>135</b>
Mean Sentence (months)	44	--	68	29	17	--	71	58	32
Median Sentence (months)	24	--	66	24	3	--	78	36	0

#### IMPRISONMENT

<b>Total Receiving Imprisonment</b>	<b>251</b>	<b>0</b>	<b>123</b>	<b>25</b>	<b>29</b>	<b>1</b>	<b>8</b>	<b>16</b>	<b>49</b>
Prison Only	247	0	123	25	27	1	8	16	47
Up to 12 Months	22	0	3	2	7	0	1	1	8
13 to 60 Months	126	0	52	23	17	1	2	11	20
61 to 120 Months	78	0	62	0	2	0	5	1	8
Over 120 Months	21	0	6	0	1	0	0	3	11
Prison and Alternatives	4	0	0	0	2	0	0	0	2

#### PROBATION

<b>Total Receiving Probation</b>	<b>36</b>	<b>0</b>	<b>1</b>	<b>0</b>	<b>15</b>	<b>0</b>	<b>0</b>	<b>1</b>	<b>19</b>
Probation Only	33	0	1	0	15	0	0	1	16
Probation and Alternatives	3	0	0	0	0	0	0	0	3

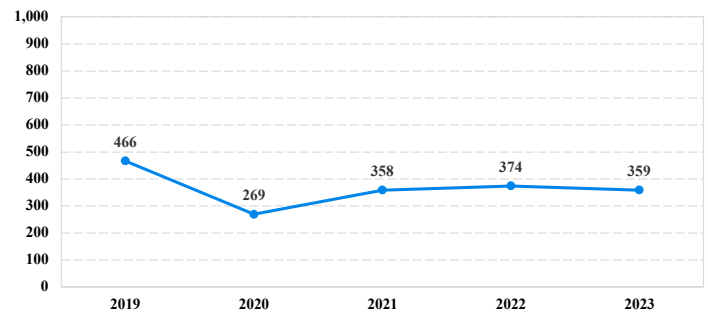
#### FINE ONLY

<b>Total</b>	<b>72</b>	<b>0</b>	<b>0</b>	<b>1</b>	<b>4</b>	<b>0</b>	<b>0</b>	<b>0</b>	<b>67</b>
--------------	-----------	----------	----------	----------	----------	----------	----------	----------	-----------

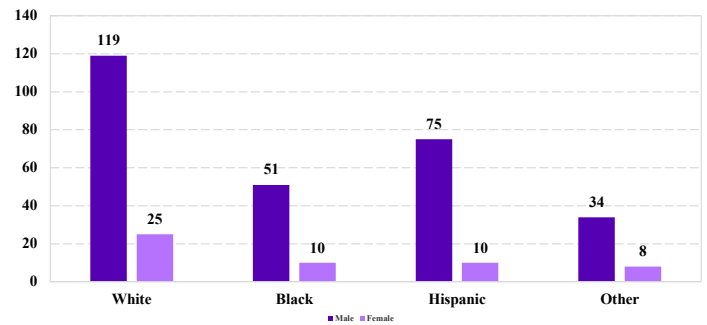
Cases with indeterminable sentence terms are excluded from the calculation of the Mean Sentence or Median Sentence category. Sentences greater than 470 months and probation were included in the sentence average computations as 470 months and zero months, respectively. Cases in the Total Receiving Imprisonment, Total Receiving Probation, and Fine Only categories total 100 percent of all cases. Cases missing information required for a specific analysis were excluded from that analysis. Descriptions of variables used in this analysis are provided in Appendix A.

SOURCE: U.S. Sentencing Commission, 2019 - 2023 Datafiles, USSCFY19 - USSCFY23.

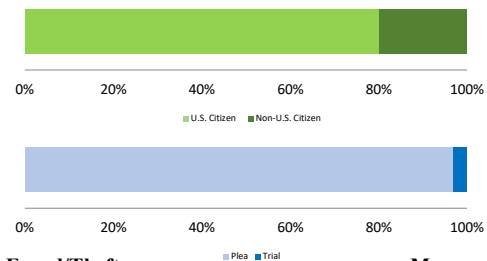
#### Number of Sentenced Individuals Over Time



#### Race and Gender



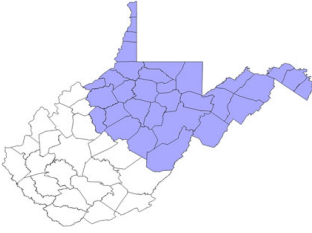
#### Citizenship, Guilty Pleas, and Trials



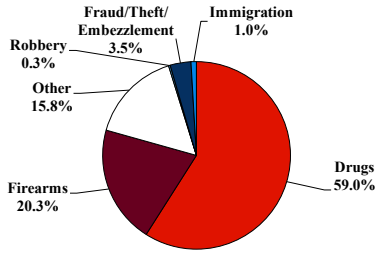
# District at a Glance

## Northern District of West Virginia

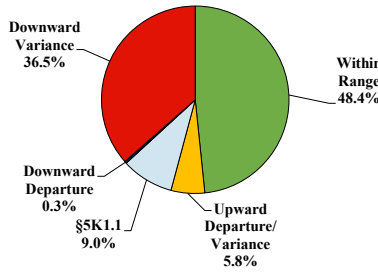
### Fiscal Year 2023



#### Type of Crime



#### Sentence Imposed Relative to the Guideline Range



#### SENTENCING INFORMATION BY TYPE OF CRIME

	TOTAL	Immigration	Drug Trafficking	Firearms	Fraud/Theft /Embezzle	Robbery	Child Porn	Money Laundering	All Other
<b>TOTAL</b>	<b>310</b>	<b>3</b>	<b>181</b>	<b>63</b>	<b>11</b>	<b>1</b>	<b>6</b>	<b>1</b>	<b>44</b>
Mean Sentence (months)	55	8	58	34	77	--	95	--	62
Median Sentence (months)	33	7	41	18	30	--	79	--	24

#### IMPRISONMENT

<b>Total Receiving Imprisonment</b>	<b>244</b>	<b>3</b>	<b>140</b>	<b>42</b>	<b>10</b>	<b>1</b>	<b>6</b>	<b>1</b>	<b>41</b>
Prison Only	244	3	140	42	10	1	6	1	41
Up to 12 Months	31	2	12	4	2	0	0	0	11
13 to 60 Months	119	1	65	29	4	0	2	1	17
61 to 120 Months	50	0	31	7	2	0	3	0	7
Over 120 Months	44	0	32	2	2	1	1	0	6
Prison and Alternatives	0	0	0	0	0	0	0	0	0

#### PROBATION

<b>Total Receiving Probation</b>	<b>66</b>	<b>0</b>	<b>41</b>	<b>21</b>	<b>1</b>	<b>0</b>	<b>0</b>	<b>0</b>	<b>3</b>
Probation Only	64	0	40	20	1	0	0	0	3
Probation and Alternatives	2	0	1	1	0	0	0	0	0

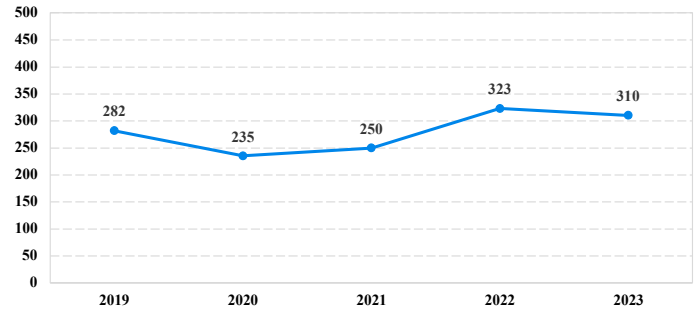
#### FINE ONLY

<b>FINE ONLY</b>	<b>0</b>	<b>0</b>	<b>0</b>	<b>0</b>	<b>0</b>	<b>0</b>	<b>0</b>	<b>0</b>	<b>0</b>
------------------	----------	----------	----------	----------	----------	----------	----------	----------	----------

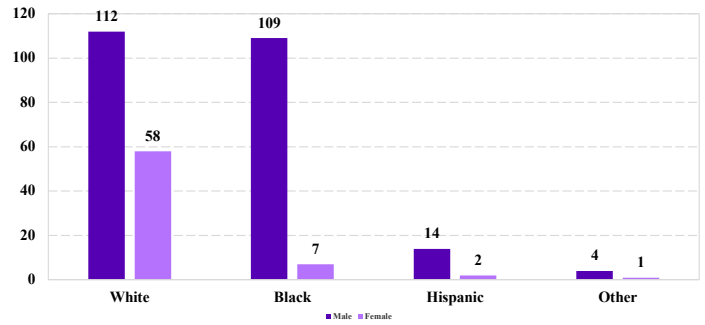
Cases with indeterminable sentence terms are excluded from the calculation of the Mean Sentence or Median Sentence category. Sentences greater than 470 months and probation were included in the sentence average computations as 470 months and zero months, respectively. Cases in the Total Receiving Imprisonment, Total Receiving Probation, and Fine Only categories total 100 percent of all cases. Cases missing information required for a specific analysis were excluded from that analysis. Descriptions of variables used in this analysis are provided in Appendix A.

SOURCE: U.S. Sentencing Commission, 2019 - 2023 Datafiles, USSCFY19 - USSCFY23.

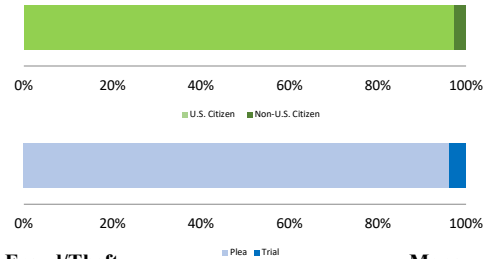
#### Number of Sentenced Individuals Over Time



#### Race and Gender



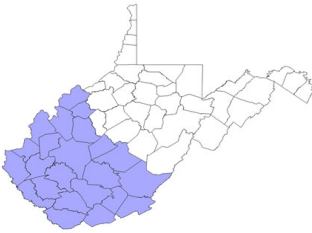
#### Citizenship, Guilty Pleas, and Trials



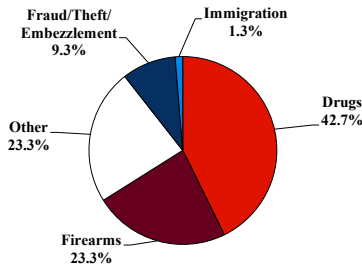
# District at a Glance

## Southern District of West Virginia

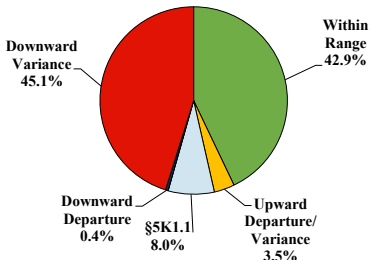
### Fiscal Year 2023



#### Type of Crime



#### Sentence Imposed Relative to the Guideline Range



#### SENTENCING INFORMATION BY TYPE OF CRIME

	TOTAL	Immigration	Drug Trafficking	Firearms	Fraud/Theft /Embezzle	Robbery	Child Porn	Money Laundering	All Other
<b>TOTAL</b>	<b>227</b>	<b>3</b>	<b>96</b>	<b>53</b>	<b>21</b>	<b>0</b>	<b>12</b>	<b>5</b>	<b>37</b>
Mean Sentence (months)	63	5	77	29	9	--	105	73	97
Median Sentence (months)	46	3	60	24	6	--	88	24	51

#### IMPRISONMENT

<b>Total Receiving Imprisonment</b>	<b>193</b>	<b>3</b>	<b>91</b>	<b>39</b>	<b>7</b>	<b>0</b>	<b>12</b>	<b>5</b>	<b>36</b>
Prison Only	190	3	89	38	7	0	12	5	36
Up to 12 Months	15	3	2	3	1	0	0	1	5
13 to 60 Months	97	0	42	29	6	0	2	3	15
61 to 120 Months	47	0	27	6	0	0	7	0	7
Over 120 Months	31	0	18	0	0	0	3	1	9
Prison and Alternatives	3	0	2	1	0	0	0	0	0

#### PROBATION

<b>Total Receiving Probation</b>	<b>34</b>	<b>0</b>	<b>5</b>	<b>14</b>	<b>14</b>	<b>0</b>	<b>0</b>	<b>0</b>	<b>1</b>
Probation Only	20	0	2	9	9	0	0	0	0
Probation and Alternatives	14	0	3	5	5	0	0	0	1

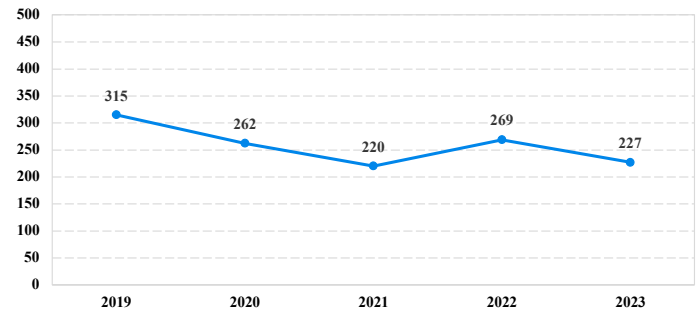
#### FINE ONLY

<b>FINE ONLY</b>	<b>0</b>	<b>0</b>	<b>0</b>	<b>0</b>	<b>0</b>	<b>0</b>	<b>0</b>	<b>0</b>	<b>0</b>
------------------	----------	----------	----------	----------	----------	----------	----------	----------	----------

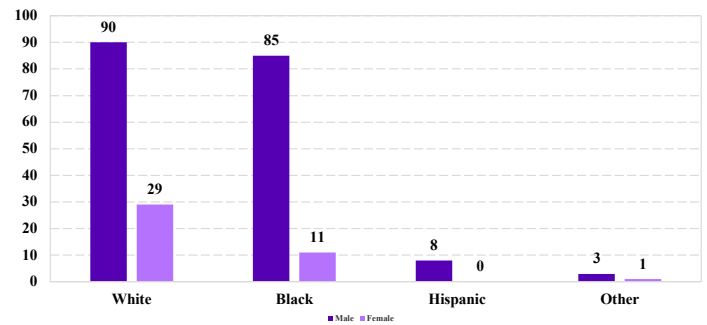
Cases with indeterminable sentence terms are excluded from the calculation of the Mean Sentence or Median Sentence category. Sentences greater than 470 months and probation were included in the sentence average computations as 470 months and zero months, respectively. Cases in the Total Receiving Imprisonment, Total Receiving Probation, and Fine Only categories total 100 percent of all cases. Cases missing information required for a specific analysis were excluded from that analysis. Descriptions of variables used in this analysis are provided in Appendix A.

SOURCE: U.S. Sentencing Commission, 2019 - 2023 Datafiles, USSCFY19 - USSCFY23.

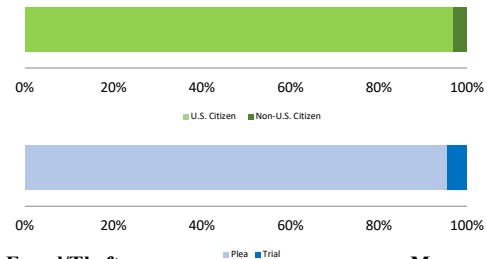
#### Number of Sentenced Individuals Over Time



#### Race and Gender



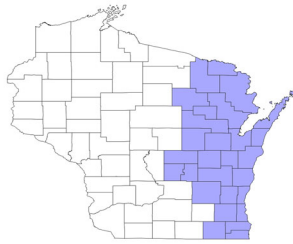
#### Citizenship, Guilty Pleas, and Trials



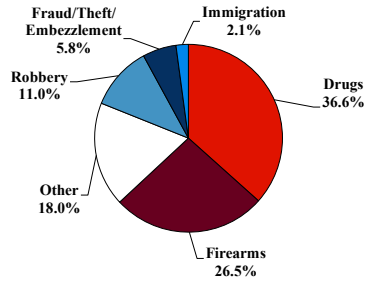
# District at a Glance

## Eastern District of Wisconsin

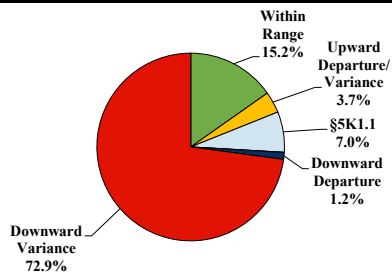
### Fiscal Year 2023



#### Type of Crime



#### Sentence Imposed Relative to the Guideline Range



#### SENTENCING INFORMATION BY TYPE OF CRIME

	TOTAL	Immigration	Drug Trafficking	Firearms	Fraud/Theft /Embezzle	Robbery	Child Porn	Money Laundering	All Other
<b>Total</b>	<b>328</b>	<b>7</b>	<b>120</b>	<b>87</b>	<b>19</b>	<b>36</b>	<b>7</b>	<b>9</b>	<b>43</b>
Mean Sentence (months)	51	11	58	31	16	98	105	29	53
Median Sentence (months)	35	10	42	24	14	94	108	20	24

#### IMPRISONMENT

<b>Total Receiving Imprisonment</b>	<b>289</b>	<b>7</b>	<b>116</b>	<b>68</b>	<b>13</b>	<b>36</b>	<b>7</b>	<b>8</b>	<b>34</b>
Prison Only	285	7	115	67	13	36	7	8	32
Up to 12 Months	41	4	17	11	2	1	0	2	4
13 to 60 Months	140	3	54	42	11	5	3	5	17
61 to 120 Months	77	0	33	14	0	21	3	1	5
Over 120 Months	27	0	11	0	0	9	1	0	6
Prison and Alternatives	4	0	1	1	0	0	0	0	2

#### PROBATION

<b>Total Receiving Probation</b>	<b>38</b>	<b>0</b>	<b>4</b>	<b>19</b>	<b>6</b>	<b>0</b>	<b>0</b>	<b>1</b>	<b>8</b>
Probation Only	31	0	4	14	6	0	0	1	6
Probation and Alternatives	7	0	0	5	0	0	0	0	2

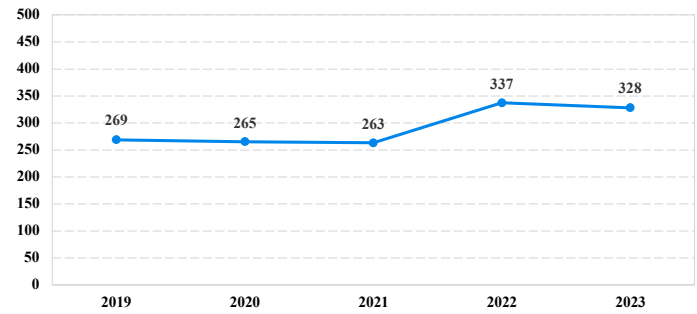
#### FINE ONLY

<b>Total</b>	<b>1</b>	<b>0</b>	<b>0</b>	<b>0</b>	<b>0</b>	<b>0</b>	<b>0</b>	<b>0</b>	<b>1</b>
--------------	----------	----------	----------	----------	----------	----------	----------	----------	----------

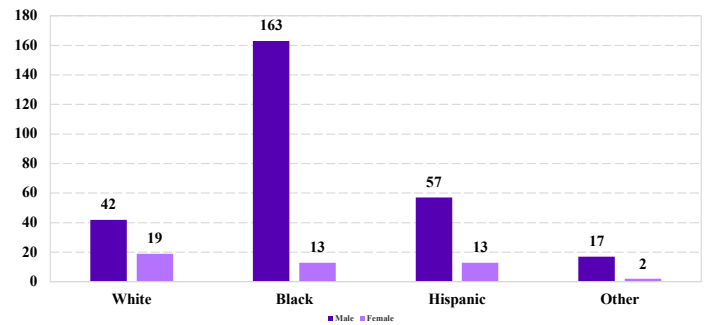
Cases with indeterminable sentence terms are excluded from the calculation of the Mean Sentence or Median Sentence category. Sentences greater than 470 months and probation were included in the sentence average computations as 470 months and zero months, respectively. Cases in the Total Receiving Imprisonment, Total Receiving Probation, and Fine Only categories total 100 percent of all cases. Cases missing information required for a specific analysis were excluded from that analysis. Descriptions of variables used in this analysis are provided in Appendix A.

SOURCE: U.S. Sentencing Commission, 2019 - 2023 Datafiles, USSCFY19 - USSCFY23.

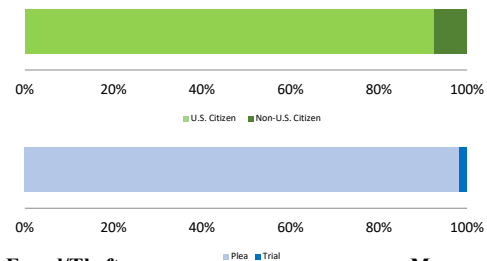
#### Number of Sentenced Individuals Over Time



#### Race and Gender



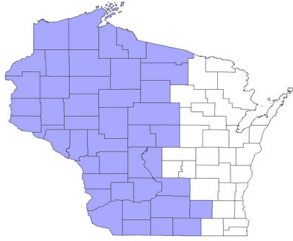
#### Citizenship, Guilty Pleas, and Trials



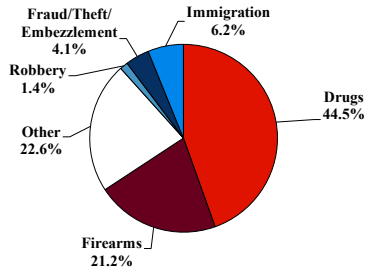
# District at a Glance

## Western District of Wisconsin

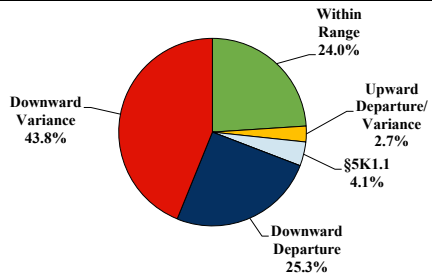
### Fiscal Year 2023



#### Type of Crime



#### Sentence Imposed Relative to the Guideline Range



#### SENTENCING INFORMATION BY TYPE OF CRIME

	TOTAL	Immigration	Drug Trafficking	Firearms	Fraud/Theft /Embezzle	Robbery	Child Porn	Money Laundering	All Other
<b>Total</b>	<b>146</b>	<b>9</b>	<b>65</b>	<b>31</b>	<b>6</b>	<b>2</b>	<b>3</b>	<b>5</b>	<b>25</b>
Mean Sentence (months)	63	13	82	35	10	--	80	88	66
Median Sentence (months)	54	10	72	30	0	--	60	97	24

#### IMPRISONMENT

<b>Total Receiving Imprisonment</b>	<b>133</b>	<b>9</b>	<b>62</b>	<b>28</b>	<b>2</b>	<b>2</b>	<b>3</b>	<b>5</b>	<b>22</b>
Prison Only	132	9	62	28	2	2	3	5	21
Up to 12 Months	12	5	1	1	0	0	0	1	4
13 to 60 Months	62	4	20	23	2	0	2	1	10
61 to 120 Months	38	0	28	4	0	1	1	2	2
Over 120 Months	20	0	13	0	0	1	0	1	5
Prison and Alternatives	1	0	0	0	0	0	0	0	1

#### PROBATION

<b>Total Receiving Probation</b>	<b>13</b>	<b>0</b>	<b>3</b>	<b>3</b>	<b>4</b>	<b>0</b>	<b>0</b>	<b>0</b>	<b>3</b>
Probation Only	13	0	3	3	4	0	0	0	3
Probation and Alternatives	0	0	0	0	0	0	0	0	0

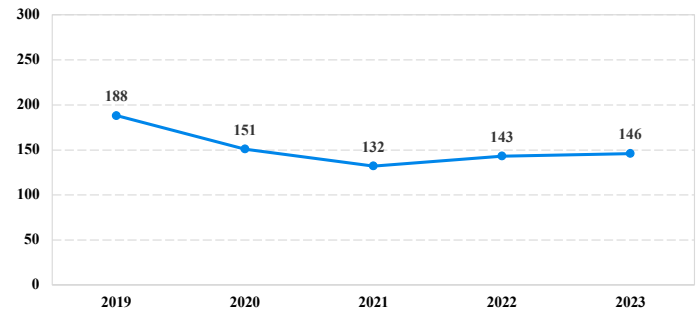
#### FINE ONLY

<b>Total</b>	<b>0</b>	<b>0</b>	<b>0</b>	<b>0</b>	<b>0</b>	<b>0</b>	<b>0</b>	<b>0</b>	<b>0</b>
--------------	----------	----------	----------	----------	----------	----------	----------	----------	----------

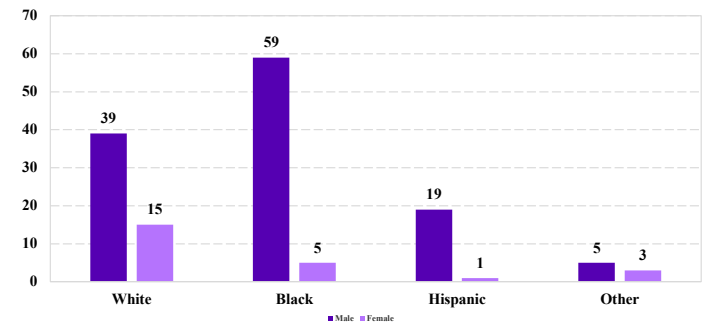
Cases with indeterminable sentence terms are excluded from the calculation of the Mean Sentence or Median Sentence category. Sentences greater than 470 months and probation were included in the sentence average computations as 470 months and zero months, respectively. Cases in the Total Receiving Imprisonment, Total Receiving Probation, and Fine Only categories total 100 percent of all cases. Cases missing information required for a specific analysis were excluded from that analysis. Descriptions of variables used in this analysis are provided in Appendix A.

SOURCE: U.S. Sentencing Commission, 2019 - 2023 Datafiles, USSCFY19 - USSCFY23.

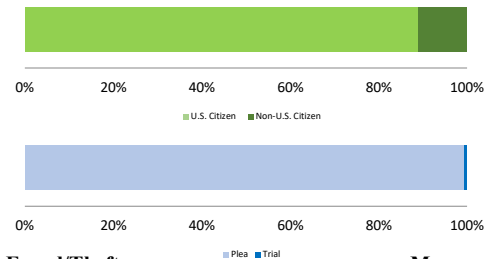
#### Number of Sentenced Individuals Over Time



#### Race and Gender



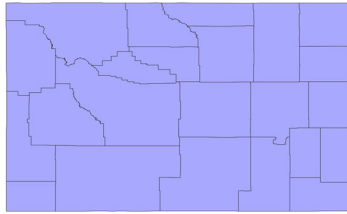
#### Citizenship, Guilty Pleas, and Trials



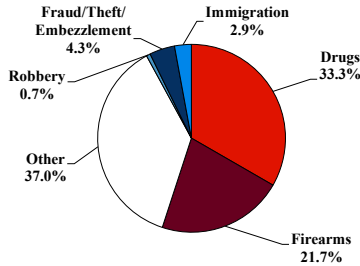
# District at a Glance

## District of Wyoming

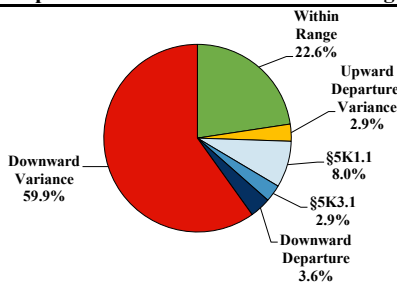
### Fiscal Year 2023



#### Type of Crime



#### Sentence Imposed Relative to the Guideline Range



#### SENTENCING INFORMATION BY TYPE OF CRIME

	TOTAL	Immigration	Drug Trafficking	Firearms	Fraud/Theft /Embezzle	Robbery	Child Porn	Money Laundering	All Other
<b>Total</b>	<b>138</b>	<b>4</b>	<b>46</b>	<b>30</b>	<b>6</b>	<b>1</b>	<b>11</b>	<b>0</b>	<b>40</b>
Mean Sentence (months)	62	6	83	40	21	--	87	--	59
Median Sentence (months)	45	5	71	36	20	--	120	--	27

#### IMPRISONMENT

<b>Total Receiving Imprisonment</b>	<b>131</b>	<b>4</b>	<b>46</b>	<b>28</b>	<b>5</b>	<b>1</b>	<b>11</b>	<b>0</b>	<b>36</b>
Prison Only	128	4	46	27	5	1	11	0	34
Up to 12 Months	7	4	0	0	1	0	1	0	1
13 to 60 Months	74	0	17	23	4	1	3	0	26
61 to 120 Months	33	0	23	4	0	0	4	0	2
Over 120 Months	14	0	6	0	0	0	3	0	5
Prison and Alternatives	3	0	0	1	0	0	0	0	2

#### PROBATION

<b>Total Receiving Probation</b>	<b>7</b>	<b>0</b>	<b>0</b>	<b>2</b>	<b>1</b>	<b>0</b>	<b>0</b>	<b>0</b>	<b>4</b>
Probation Only	5	0	0	2	1	0	0	0	2
Probation and Alternatives	2	0	0	0	0	0	0	0	2

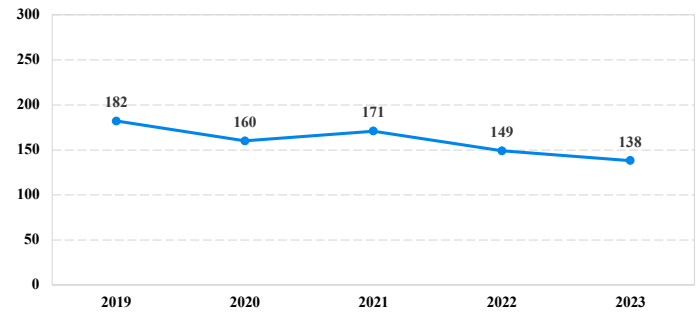
#### FINE ONLY

<b>Total</b>	<b>0</b>	<b>0</b>	<b>0</b>	<b>0</b>	<b>0</b>	<b>0</b>	<b>0</b>	<b>0</b>	<b>0</b>
--------------	----------	----------	----------	----------	----------	----------	----------	----------	----------

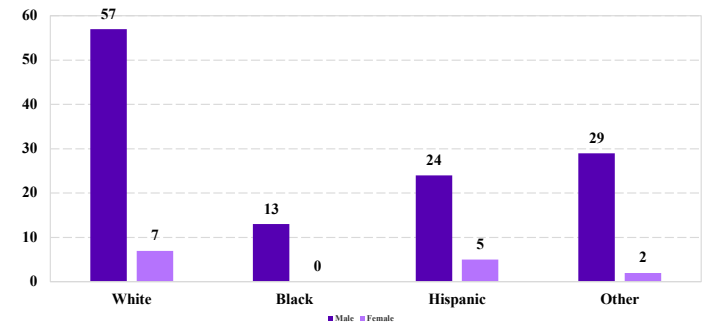
Cases with indeterminable sentence terms are excluded from the calculation of the Mean Sentence or Median Sentence category. Sentences greater than 470 months and probation were included in the sentence average computations as 470 months and zero months, respectively. Cases in the Total Receiving Imprisonment, Total Receiving Probation, and Fine Only categories total 100 percent of all cases. Cases missing information required for a specific analysis were excluded from that analysis. Descriptions of variables used in this analysis are provided in Appendix A.

SOURCE: U.S. Sentencing Commission, 2019 - 2023 Datafiles, USSCFY19 - USSCFY23.

#### Number of Sentenced Individuals Over Time



#### Race and Gender



#### Citizenship, Guilty Pleas, and Trials

