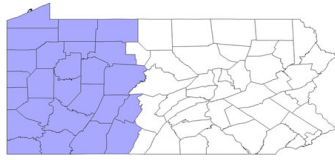


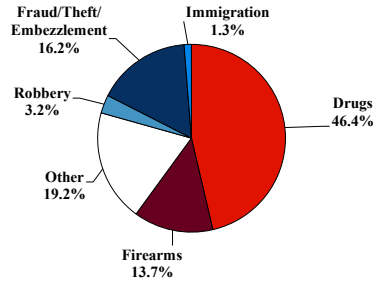
District at a Glance

Western District of Pennsylvania

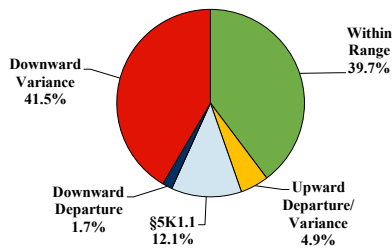
Fiscal Year 2022



Type of Crime



Sentence Imposed Relative to the Guideline Range



SENTENCING INFORMATION BY TYPE OF CRIME

	TOTAL	Immigration	Drug Trafficking	Firearms	Fraud/Theft /Embezzle	Robbery	Child Porn	Money Laundering	All Other
Total	634	8	293	87	103	20	33	23	67
Mean Sentence (months)	49	4	56	43	14	85	81	55	55
Median Sentence (months)	33	1	57	33	4	75	72	25	15

IMPRISONMENT

Total Receiving Imprisonment	530	6	268	81	60	20	32	19	44
Prison Only	511	6	259	78	56	20	32	19	41
Up to 12 Months	75	4	28	9	25	0	0	2	7
13 to 60 Months	256	2	124	51	28	8	13	11	19
61 to 120 Months	138	0	90	15	2	7	16	3	5
Over 120 Months	42	0	17	3	1	5	3	3	10
Prison and Alternatives	19	0	9	3	4	0	0	0	3

PROBATION

Total Receiving Probation	104	2	25	6	43	0	1	4	23
Probation Only	77	1	19	2	32	0	1	3	19
Probation and Alternatives	27	1	6	4	11	0	0	1	4

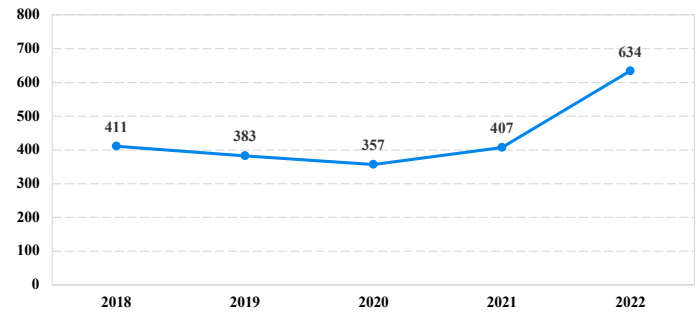
FINE ONLY

Total	0	0	0	0	0	0	0	0	0
--------------	----------	----------	----------	----------	----------	----------	----------	----------	----------

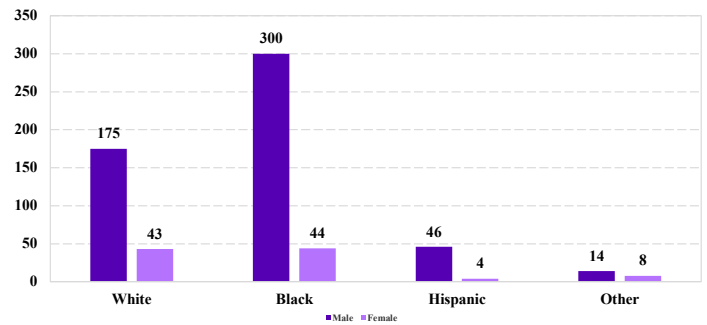
Cases with indeterminable sentence terms are excluded from the calculation of the Mean Sentence or Median Sentence category. Sentences greater than 470 months and probation were included in the sentence average computations as 470 months and zero months, respectively. Cases in the Total Receiving Imprisonment, Total Receiving Probation, and Fine Only categories total 100 percent of all cases. Cases missing information required for a specific analysis were excluded from that analysis. Descriptions of variables used in this analysis are provided in Appendix A.

SOURCE: U.S. Sentencing Commission, 2018 - 2022 Datafiles, USSCFY18 - USSCFY22.

Number of Federal Offenders Over Time



Race and Gender



Citizenship, Guilty Pleas, and Trials

