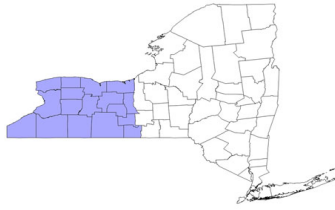


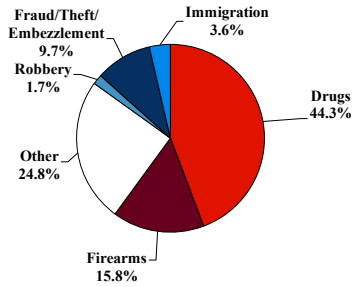
District at a Glance

Western District of New York

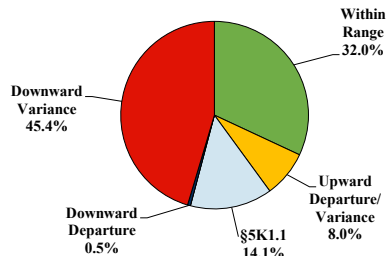
Fiscal Year 2022



Type of Crime



Sentence Imposed Relative to the Guideline Range



SENTENCING INFORMATION BY TYPE OF CRIME

	TOTAL	Immigration	Drug Trafficking	Firearms	Fraud/Theft /Embezzle	Robbery	Child Porn	Money Laundering	All Other
Total	411	15	177	65	40	7	25	10	72
Mean Sentence (months)	59	4	61	43	16	90	95	79	88
Median Sentence (months)	32	1	46	30	6	83	96	9	15

IMPRISONMENT

Total Receiving Imprisonment	369	15	172	63	27	7	25	6	54
Prison Only	356	15	163	62	26	7	24	6	53
Up to 12 Months	71	13	23	5	14	0	1	1	14
13 to 60 Months	156	2	79	40	8	1	6	2	18
61 to 120 Months	79	0	36	17	4	5	13	1	3
Over 120 Months	50	0	25	0	0	1	4	2	18
Prison and Alternatives	13	0	9	1	1	0	1	0	1

PROBATION

Total Receiving Probation	41	0	5	2	13	0	0	4	17
Probation Only	31	0	3	1	9	0	0	4	14
Probation and Alternatives	10	0	2	1	4	0	0	0	3

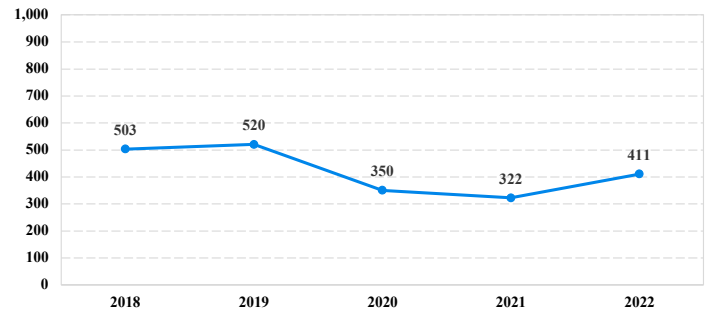
FINE ONLY

Total	1	0	0	0	0	0	0	0	1
--------------	----------	----------	----------	----------	----------	----------	----------	----------	----------

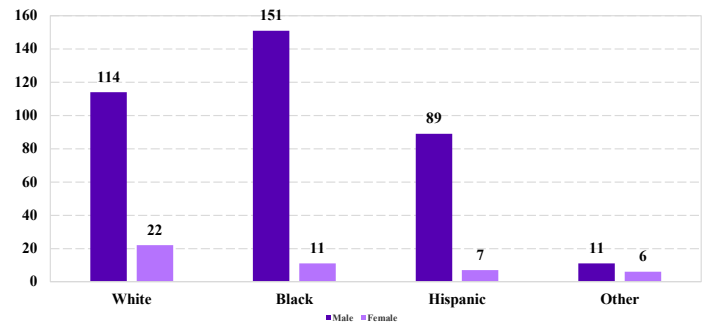
Cases with indeterminable sentence terms are excluded from the calculation of the Mean Sentence or Median Sentence category. Sentences greater than 470 months and probation were included in the sentence average computations as 470 months and zero months, respectively. Cases in the Total Receiving Imprisonment, Total Receiving Probation, and Fine Only categories total 100 percent of all cases. Cases missing information required for a specific analysis were excluded from that analysis. Descriptions of variables used in this analysis are provided in Appendix A.

SOURCE: U.S. Sentencing Commission, 2018 - 2022 Datafiles, USSCFY18 - USSCFY22.

Number of Federal Offenders Over Time



Race and Gender



Citizenship, Guilty Pleas, and Trials

