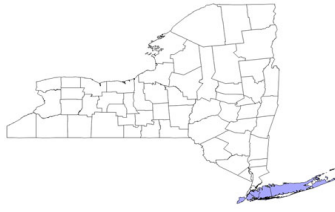


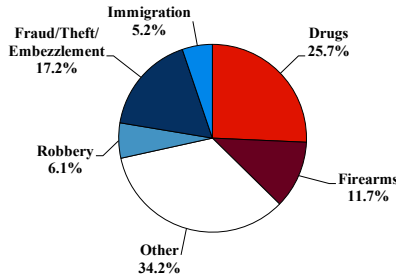
District at a Glance

Eastern District of New York

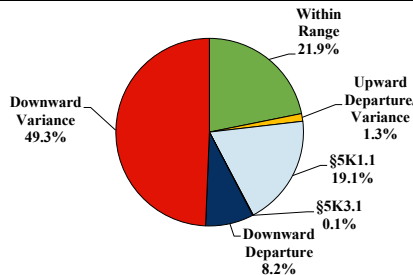
Fiscal Year 2022



Type of Crime



Sentence Imposed Relative to the Guideline Range



SENTENCING INFORMATION BY TYPE OF CRIME

	TOTAL	Immigration	Drug Trafficking	Firearms	Fraud/Theft /Embezzle	Robbery	Child Porn	Money Laundering	All Other
Total	693	36	177	81	119	42	30	29	179
Mean Sentence (months)	48	14	51	34	15	71	64	46	73
Median Sentence (months)	19	11	30	30	3	59	60	6	14

IMPRISONMENT

Total Receiving Imprisonment	587	35	162	78	84	41	29	23	135
Prison Only	568	35	159	74	82	36	29	23	130
Up to 12 Months	162	17	47	8	33	9	3	9	36
13 to 60 Months	249	18	55	58	42	9	14	10	43
61 to 120 Months	93	0	41	8	6	13	10	1	14
Over 120 Months	64	0	16	0	1	5	2	3	37
Prison and Alternatives	19	0	3	4	2	5	0	0	5

PROBATION

Total Receiving Probation	106	1	15	3	35	1	1	6	44
Probation Only	94	1	12	2	31	1	1	5	41
Probation and Alternatives	12	0	3	1	4	0	0	1	3

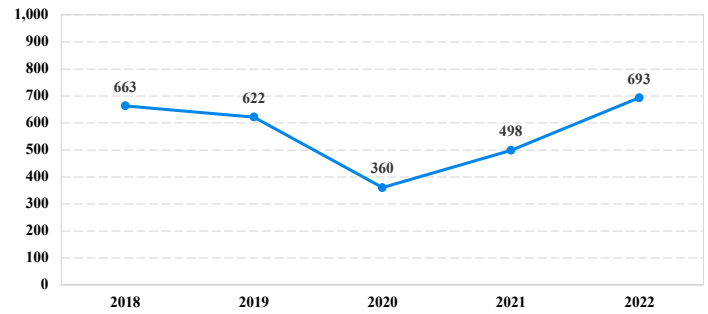
FINE ONLY

Total	0	0	0	0	0	0	0	0	0
--------------	----------	----------	----------	----------	----------	----------	----------	----------	----------

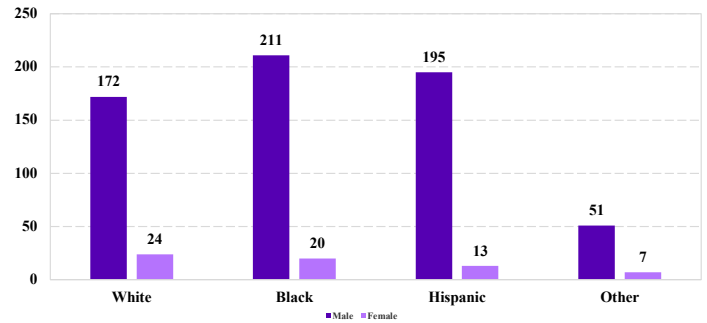
Cases with indeterminable sentence terms are excluded from the calculation of the Mean Sentence or Median Sentence category. Sentences greater than 470 months and probation were included in the sentence average computations as 470 months and zero months, respectively. Cases in the Total Receiving Imprisonment, Total Receiving Probation, and Fine Only categories total 100 percent of all cases. Cases missing information required for a specific analysis were excluded from that analysis. Descriptions of variables used in this analysis are provided in Appendix A.

SOURCE: U.S. Sentencing Commission, 2018 - 2022 Datafiles, USSCFY18 - USSCFY22.

Number of Federal Offenders Over Time



Race and Gender



Citizenship, Guilty Pleas, and Trials

