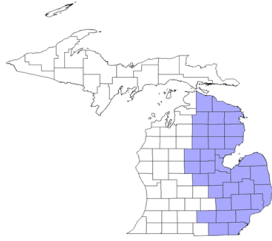


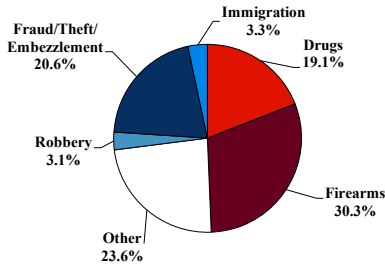
# District at a Glance

## Eastern District of Michigan

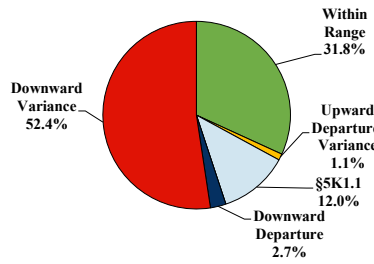
### Fiscal Year 2022



#### Type of Crime



#### Sentence Imposed Relative to the Guideline Range



#### SENTENCING INFORMATION BY TYPE OF CRIME

	TOTAL	Immigration	Drug Trafficking	Firearms	Fraud/Theft /Embezzle	Robbery	Child Porn	Money Laundering	All Other
<b>Total</b>	<b>719</b>	<b>24</b>	<b>136</b>	<b>218</b>	<b>148</b>	<b>22</b>	<b>34</b>	<b>19</b>	<b>118</b>
Mean Sentence (months)	60	9	76	38	26	106	114	49	111
Median Sentence (months)	36	8	66	30	15	100	114	36	37

#### IMPRISONMENT

<b>Total Receiving Imprisonment</b>	<b>653</b>	<b>21</b>	<b>136</b>	<b>196</b>	<b>125</b>	<b>22</b>	<b>34</b>	<b>18</b>	<b>101</b>
Prison Only	637	21	133	192	119	21	34	18	99
Up to 12 Months	104	13	13	16	31	0	2	2	27
13 to 60 Months	308	8	47	142	72	5	6	10	18
61 to 120 Months	130	0	49	31	13	9	14	6	8
Over 120 Months	95	0	24	3	3	7	12	0	46
Prison and Alternatives	16	0	3	4	6	1	0	0	2

#### PROBATION

<b>Total Receiving Probation</b>	<b>64</b>	<b>3</b>	<b>0</b>	<b>22</b>	<b>23</b>	<b>0</b>	<b>0</b>	<b>1</b>	<b>15</b>
Probation Only	55	3	0	18	20	0	0	1	13
Probation and Alternatives	9	0	0	4	3	0	0	0	2

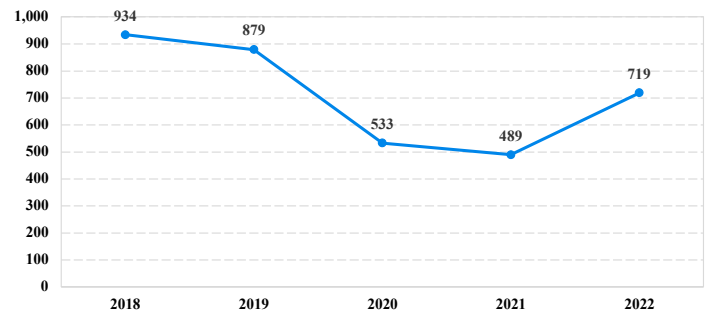
#### FINE ONLY

<b>Total</b>	<b>2</b>	<b>0</b>	<b>0</b>	<b>0</b>	<b>0</b>	<b>0</b>	<b>0</b>	<b>0</b>	<b>2</b>
--------------	----------	----------	----------	----------	----------	----------	----------	----------	----------

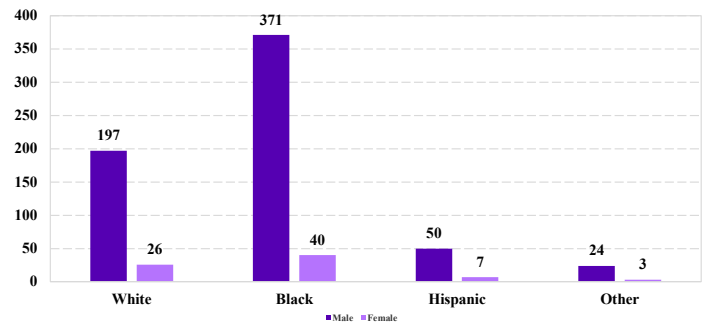
Cases with indeterminable sentence terms are excluded from the calculation of the Mean Sentence or Median Sentence category. Sentences greater than 470 months and probation were included in the sentence average computations as 470 months and zero months, respectively. Cases in the Total Receiving Imprisonment, Total Receiving Probation, and Fine Only categories total 100 percent of all cases. Cases missing information required for a specific analysis were excluded from that analysis. Descriptions of variables used in this analysis are provided in Appendix A.

SOURCE: U.S. Sentencing Commission, 2018 - 2022 Datafiles, USSCFY18 - USSCFY22.

#### Number of Federal Offenders Over Time



#### Race and Gender



#### Citizenship, Guilty Pleas, and Trials

