

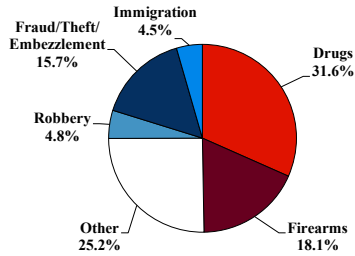
District at a Glance

District of Maryland

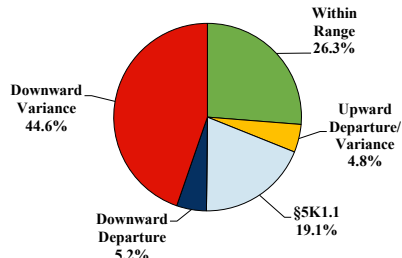
Fiscal Year 2022



Type of Crime



Sentence Imposed Relative to the Guideline Range



SENTENCING INFORMATION BY TYPE OF CRIME

	TOTAL	Immigration	Drug Trafficking	Firearms	Fraud/Theft /Embezzle	Robbery	Child Porn	Money Laundering	All Other
TOTAL	579	26	180	105	91	28	19	7	123
Mean Sentence (months)	68	13	67	52	29	105	105	21	112
Median Sentence (months)	48	14	60	46	24	114	90	18	46

IMPRISONMENT

Total Receiving Imprisonment	531	24	178	104	75	28	19	5	98
Prison Only	510	22	169	104	67	28	19	5	96
Up to 12 Months	54	6	18	6	11	0	0	0	13
13 to 60 Months	232	16	65	65	46	6	3	5	26
61 to 120 Months	147	0	69	32	10	12	11	0	13
Over 120 Months	77	0	17	1	0	10	5	0	44
Prison and Alternatives	21	2	9	0	8	0	0	0	2

PROBATION

Total Receiving Probation	36	2	2	1	15	0	0	2	14
Probation Only	21	1	0	1	9	0	0	1	9
Probation and Alternatives	15	1	2	0	6	0	0	1	5

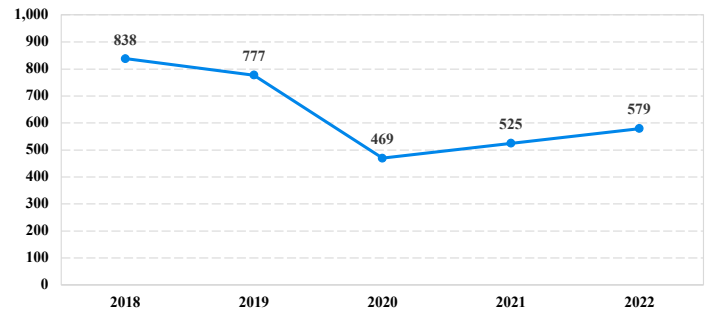
FINE ONLY

FINE ONLY	12	0	0	0	1	0	0	0	11
------------------	-----------	----------	----------	----------	----------	----------	----------	----------	-----------

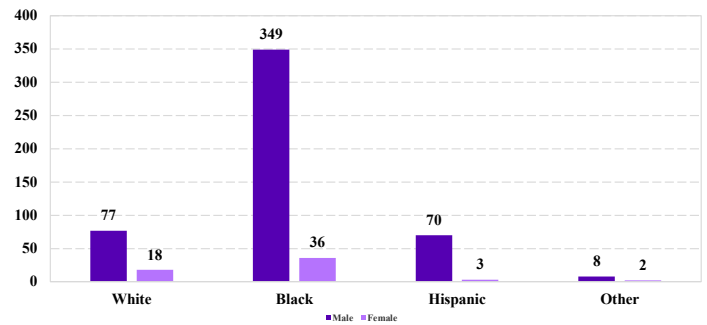
Cases with indeterminable sentence terms are excluded from the calculation of the Mean Sentence or Median Sentence category. Sentences greater than 470 months and probation were included in the sentence average computations as 470 months and zero months, respectively. Cases in the Total Receiving Imprisonment, Total Receiving Probation, and Fine Only categories total 100 percent of all cases. Cases missing information required for a specific analysis were excluded from that analysis. Descriptions of variables used in this analysis are provided in Appendix A.

SOURCE: U.S. Sentencing Commission, 2018 - 2022 Datafiles, USSCFY18 - USSCFY22.

Number of Federal Offenders Over Time



Race and Gender



Citizenship, Guilty Pleas, and Trials

