

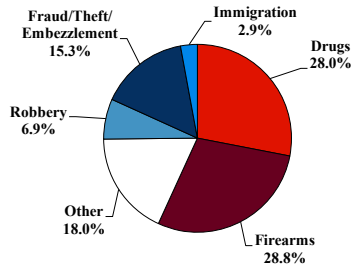
District at a Glance

Northern District of Illinois

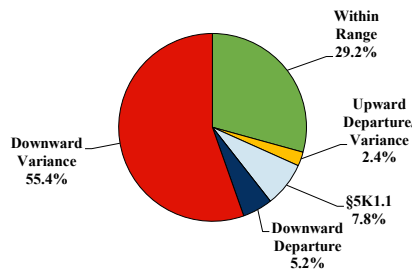
Fiscal Year 2022



Type of Crime



Sentence Imposed Relative to the Guideline Range



SENTENCING INFORMATION BY TYPE OF CRIME

	TOTAL	Immigration	Drug Trafficking	Firearms	Fraud/Theft /Embezzle	Robbery	Child Porn	Money Laundering	All Other
Total	621	18	171	179	95	43	10	20	85
Mean Sentence (months)	59	30	66	47	22	95	140	59	90
Median Sentence (months)	43	24	60	42	12	63	103	48	36

IMPRISONMENT

Total Receiving Imprisonment	558	18	167	170	61	43	10	20	69
Prison Only	553	18	166	169	60	42	10	20	68
Up to 12 Months	43	2	13	6	13	0	0	1	8
13 to 60 Months	303	15	77	112	41	20	1	11	26
61 to 120 Months	148	1	59	47	3	15	5	5	13
Over 120 Months	59	0	17	4	3	7	4	3	21
Prison and Alternatives	5	0	1	1	1	1	0	0	1

PROBATION

Total Receiving Probation	61	0	4	9	33	0	0	0	15
Probation Only	50	0	3	7	28	0	0	0	12
Probation and Alternatives	11	0	1	2	5	0	0	0	3

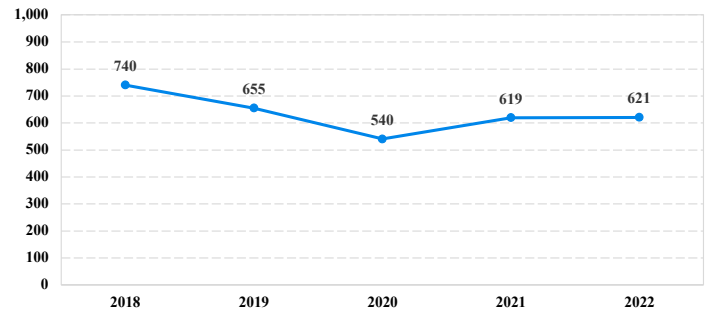
FINE ONLY

Total	2	0	0	0	1	0	0	0	1
--------------	----------	----------	----------	----------	----------	----------	----------	----------	----------

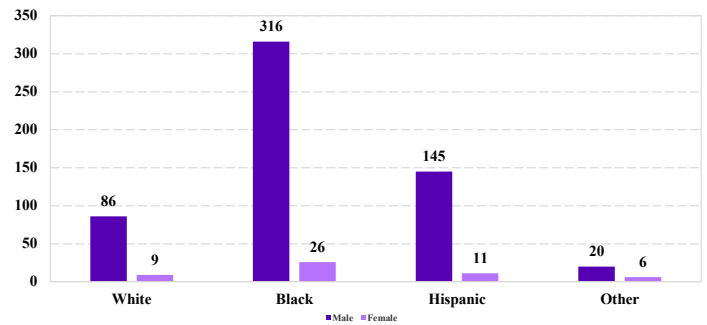
Cases with indeterminable sentence terms are excluded from the calculation of the Mean Sentence or Median Sentence category. Sentences greater than 470 months and probation were included in the sentence average computations as 470 months and zero months, respectively. Cases in the Total Receiving Imprisonment, Total Receiving Probation, and Fine Only categories total 100 percent of all cases. Cases missing information required for a specific analysis were excluded from that analysis. Descriptions of variables used in this analysis are provided in Appendix A.

SOURCE: U.S. Sentencing Commission, 2018 - 2022 Datafiles, USSCFY18 - USSCFY22.

Number of Federal Offenders Over Time



Race and Gender



Citizenship, Guilty Pleas, and Trials

