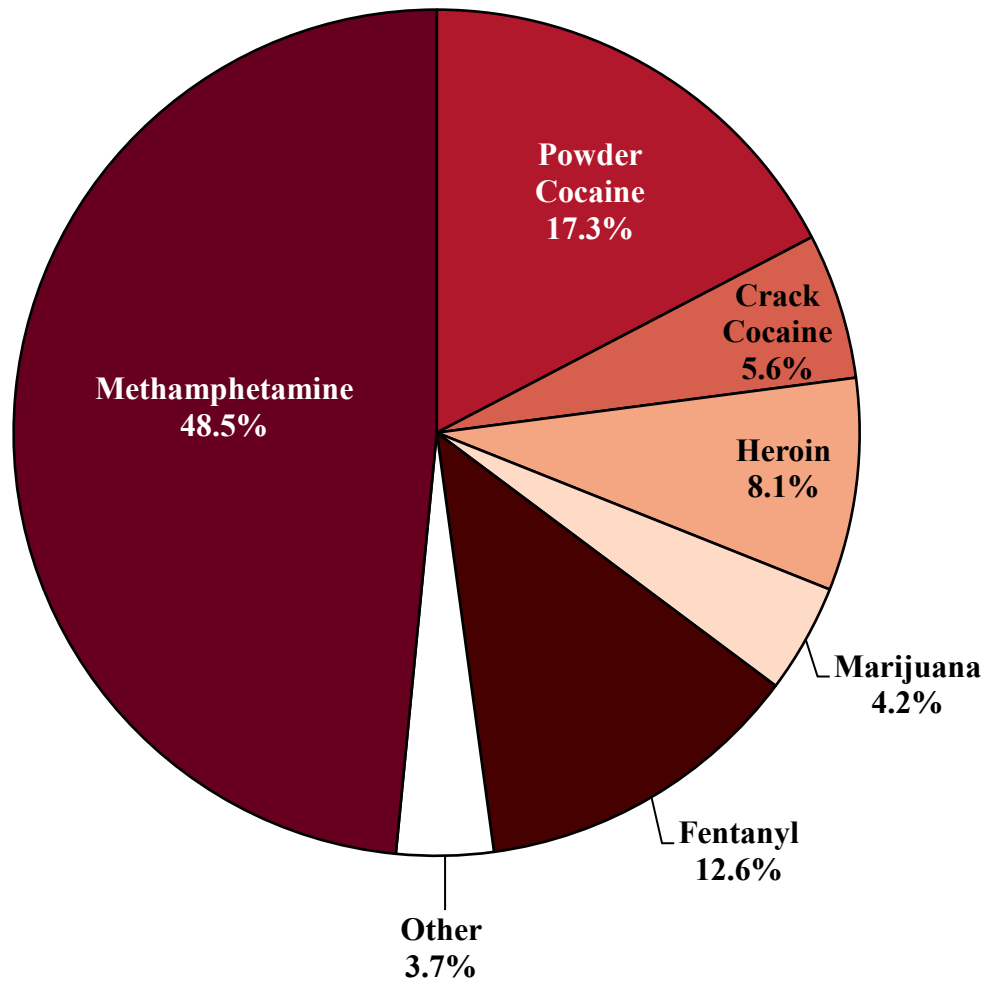


**Figure D-1**

**DISTRIBUTION OF PRIMARY DRUG TYPE  
IN FEDERAL DRUG CASES<sup>1,2</sup>  
Fiscal Year 2022**



<sup>1</sup> Of the 64,142 cases, in 20,037 the offender was sentenced under USSG Chapter Two, Part D (Drugs). The 'Fentanyl' category includes both Fentanyl (N-phenyl-N-[1-(2-phenylethyl)-4-piperidinyl] Propanamide) and Fentanyl Analogue. Descriptions of variables used in this figure are provided in Appendix A.

<sup>2</sup> The 'Other' drug category includes the remaining primary drug types of which the following have more than 50 cases: Oxycodone/Oxycontin (301), MDMA/Ecstasy/MDA (72), and Synthetic Cannabinoid (59).

SOURCE: U.S. Sentencing Commission, 2022 Datafile, USSCFY22.

**Table D-1**

**PRIMARY DRUG TYPE OF DRUG TRAFFICKING OFFENDERS<sup>1</sup>**  
**Fiscal Year 2022**

DRUG TYPE	TOTAL	§2D1.1 Drug Trafficking		§2D1.2 Protected Locations		§2D1.5 Continuing Criminal Enterprise		§2D1.6 Communication Facility		§2D1.8 Rent/Manage Drug Establishment		§2D1.10 Endangering Human Life While Manufacturing		§2D1.14 Narco- Terrorism	
		N	%	N	%	N	%	N	%	N	%	N	%	N	%
<b>TOTAL</b>	<b>19,851</b>	<b>19,612</b>	<b>98.8</b>	<b>208</b>	<b>1.0</b>	<b>8</b>	<b>0.0</b>	<b>0</b>	<b>0.0</b>	<b>22</b>	<b>0.1</b>	<b>1</b>	<b>0.0</b>	<b>0</b>	<b>0.0</b>
<b>Powder Cocaine</b>	<b>3,457</b>	3,303	95.5	149	4.3	2	0.1	0	0.0	3	0.1	0	0.0	0	0.0
<b>Crack Cocaine</b>	<b>1,105</b>	1,086	98.3	16	1.4	0	0.0	0	0.0	3	0.3	0	0.0	0	0.0
<b>Heroin</b>	<b>1,616</b>	1,598	98.9	11	0.7	2	0.1	0	0.0	5	0.3	0	0.0	0	0.0
<b>Marijuana</b>	<b>806</b>	796	98.8	7	0.9	1	0.1	0	0.0	1	0.1	1	0.1	0	0.0
<b>Methamphetamine</b>	<b>9,681</b>	9,653	99.7	17	0.2	2	0.0	0	0.0	9	0.1	0	0.0	0	0.0
<b>Fentanyl</b>	<b>2,511</b>	2,501	99.6	8	0.3	1	0.0	0	0.0	1	0.0	0	0.0	0	0.0
<b>Other</b>	<b>675</b>	675	100.0	0	0.0	0	0.0	0	0.0	0	0.0	0	0.0	0	0.0

<sup>1</sup> Of the 64,142 cases, in 20,037 the offender was sentenced under USSG Chapter Two, Part D (Drugs). Of these, 19,851 offenders were sentenced under §§2D1.1 (Drug Trafficking), 2D1.2 (Protected Locations), 2D1.5 (Continuing Criminal Enterprise), 2D1.6 (Use of a Communication Facility), 2D1.8 (Rent/Manage Drug Establishment), 2D1.10 (Endangering Human Life While Manufacturing), or 2D1.14 (Narco-Terrorism). Descriptions of variables used in this table are provided in Appendix A.

SOURCE: U.S. Sentencing Commission, 2022 Datafile, USSCFY22.

**Table D-2**

**RACE OF DRUG TRAFFICKING OFFENDERS<sup>1</sup>**  
**Fiscal Year 2022**

DRUG TYPE	TOTAL	WHITE		BLACK		HISPANIC		OTHER	
		N	%	N	%	N	%	N	%
<b>TOTAL</b>	<b>19,827</b>	<b>5,134</b>	<b>25.9</b>	<b>5,574</b>	<b>28.1</b>	<b>8,475</b>	<b>42.7</b>	<b>644</b>	<b>3.2</b>
<b>Powder Cocaine</b>	<b>3,455</b>	192	5.6	901	26.1	2,319	67.1	43	1.2
<b>Crack Cocaine</b>	<b>1,104</b>	81	7.3	870	78.8	147	13.3	6	0.5
<b>Heroin</b>	<b>1,614</b>	321	19.9	583	36.1	686	42.5	24	1.5
<b>Marijuana</b>	<b>804</b>	139	17.3	230	28.6	392	48.8	43	5.3
<b>Methamphetamine</b>	<b>9,668</b>	3,684	38.1	1,717	17.8	3,867	40.0	400	4.1
<b>Fentanyl</b>	<b>2,508</b>	471	18.8	1,038	41.4	954	38.0	45	1.8
<b>Other</b>	<b>674</b>	246	36.5	235	34.9	110	16.3	83	12.3

<sup>1</sup> Of the 64,142 cases, in 20,037 the offender was sentenced under USSG Chapter Two, Part D (Drugs). Of these, 19,851 offenders were sentenced under §§2D1.1 (Drug Trafficking), 2D1.2 (Protected Locations), 2D1.5 (Continuing Criminal Enterprise), 2D1.6 (Use of a Communication Facility), 2D1.8 (Rent/Manage Drug Establishment), 2D1.10 (Endangering Human Life While Manufacturing), or 2D1.14 (Narco-Terrorism). Of these 19,851 cases, 24 were excluded due to missing information on offender's race. Descriptions of variables used in this table are provided in Appendix A.

SOURCE: U.S. Sentencing Commission, 2022 Datafile, USSCFY22.

**Table D-3**

**GENDER OF DRUG TRAFFICKING OFFENDERS<sup>1</sup>**  
**Fiscal Year 2022**

<b>DRUG TYPE</b>	<b>TOTAL</b>	<b>MALE</b>		<b>FEMALE</b>	
		<b>N</b>	<b>%</b>	<b>N</b>	<b>%</b>
<b>TOTAL</b>	<b>19,850</b>	<b>16,320</b>	<b>82.2</b>	<b>3,530</b>	<b>17.8</b>
<b>Powder Cocaine</b>	<b>3,457</b>	3,109	89.9	348	10.1
<b>Crack Cocaine</b>	<b>1,105</b>	991	89.7	114	10.3
<b>Heroin</b>	<b>1,616</b>	1,334	82.5	282	17.5
<b>Marijuana</b>	<b>805</b>	728	90.4	77	9.6
<b>Methamphetamine</b>	<b>9,681</b>	7,560	78.1	2,121	21.9
<b>Fentanyl</b>	<b>2,511</b>	2,068	82.4	443	17.6
<b>Other</b>	<b>675</b>	530	78.5	145	21.5

<sup>1</sup> Of the 64,142 cases, in 20,037 the offender was sentenced under USSG Chapter Two, Part D (Drugs). Of these, 19,851 offenders were sentenced under §§2D1.1 (Drug Trafficking), 2D1.2 (Protected Locations), 2D1.5 (Continuing Criminal Enterprise), 2D1.6 (Use of a Communication Facility), 2D1.8 (Rent/Manage Drug Establishment), 2D1.10 (Endangering Human Life While Manufacturing), or 2D1.14 (Narco-Terrorism). Of these 19,851 cases, one was excluded due to missing information on offender's gender. Descriptions of variables used in this table are provided in Appendix A.

SOURCE: U.S. Sentencing Commission, 2022 Datafile, USSCFY22.

**Table D-4**

**AGE OF DRUG TRAFFICKING OFFENDERS<sup>1</sup>**  
**Fiscal Year 2022**

DRUG TYPE	TOTAL	Under 21		21 to 25		26 to 30		31 to 35		36 to 40		41 to 50		51 to 60		Over 60	
		N	%	N	%	N	%	N	%	N	%	N	%	N	%	N	%
<b>TOTAL</b>	<b>19,851</b>	<b>354</b>	<b>1.8</b>	<b>2,094</b>	<b>10.5</b>	<b>3,229</b>	<b>16.3</b>	<b>3,746</b>	<b>18.9</b>	<b>3,516</b>	<b>17.7</b>	<b>4,680</b>	<b>23.6</b>	<b>1,709</b>	<b>8.6</b>	<b>523</b>	<b>2.6</b>
<b>Powder Cocaine</b>	<b>3,457</b>	53	1.5	297	8.6	512	14.8	620	17.9	612	17.7	928	26.8	346	10.0	89	2.6
<b>Crack Cocaine</b>	<b>1,105</b>	16	1.4	95	8.6	195	17.6	216	19.5	219	19.8	257	23.3	85	7.7	22	2.0
<b>Heroin</b>	<b>1,616</b>	15	0.9	136	8.4	301	18.6	318	19.7	294	18.2	375	23.2	132	8.2	45	2.8
<b>Marijuana</b>	<b>806</b>	31	3.8	157	19.5	144	17.9	122	15.1	126	15.6	155	19.2	49	6.1	22	2.7
<b>Methamphetamine</b>	<b>9,681</b>	149	1.5	947	9.8	1,433	14.8	1,875	19.4	1,770	18.3	2,393	24.7	860	8.9	254	2.6
<b>Fentanyl</b>	<b>2,511</b>	85	3.4	385	15.3	519	20.7	494	19.7	382	15.2	446	17.8	169	6.7	31	1.2
<b>Other</b>	<b>675</b>	5	0.7	77	11.4	125	18.5	101	15.0	113	16.7	126	18.7	68	10.1	60	8.9

<sup>1</sup> Of the 64,142 cases, in 20,037 the offender was sentenced under USSG Chapter Two, Part D (Drugs). Of these, 19,851 offenders were sentenced under §§2D1.1 (Drug Trafficking), 2D1.2 (Protected Locations), 2D1.5 (Continuing Criminal Enterprise), 2D1.6 (Use of a Communication Facility), 2D1.8 (Rent/Manage Drug Establishment), 2D1.10 (Endangering Human Life While Manufacturing), or 2D1.14 (Narco-Terrorism). Descriptions of variables used in this table are provided in Appendix A.

SOURCE: U.S. Sentencing Commission, 2022 Datafile, USSCFY22.

**Table D-5**

**CITIZENSHIP OF DRUG TRAFFICKING OFFENDERS<sup>1</sup>**  
**Fiscal Year 2022**

<b>DRUG TYPE</b>	<b>TOTAL</b>	<b>U.S. CITIZEN</b>		<b>NON-U.S. CITIZEN</b>	
		<b>N</b>	<b>%</b>	<b>N</b>	<b>%</b>
<b>TOTAL</b>	<b>19,843</b>	<b>16,662</b>	<b>84.0</b>	<b>3,181</b>	<b>16.0</b>
<b>Powder Cocaine</b>	<b>3,452</b>	2,338	67.7	1,114	32.3
<b>Crack Cocaine</b>	<b>1,105</b>	1,088	98.5	17	1.5
<b>Heroin</b>	<b>1,616</b>	1,340	82.9	276	17.1
<b>Marijuana</b>	<b>805</b>	565	70.2	240	29.8
<b>Methamphetamine</b>	<b>9,680</b>	8,485	87.7	1,195	12.3
<b>Fentanyl</b>	<b>2,510</b>	2,214	88.2	296	11.8
<b>Other</b>	<b>675</b>	632	93.6	43	6.4

<sup>1</sup> Of the 64,142 cases, in 20,037 the offender was sentenced under USSG Chapter Two, Part D (Drugs). Of these, 19,851 offenders were sentenced under §§2D1.1 (Drug Trafficking), 2D1.2 (Protected Locations), 2D1.5 (Continuing Criminal Enterprise), 2D1.6 (Use of a Communication Facility), 2D1.8 (Rent/Manage Drug Establishment), 2D1.10 (Endangering Human Life While Manufacturing), or 2D1.14 (Narco-Terrorism). Of these 19,851 cases, eight were excluded due to missing information on offender's citizenship status. Descriptions of variables used in this table are provided in Appendix A.

SOURCE: U.S. Sentencing Commission, 2022 Datafile, USSCFY22.

**Table D-6**

**EDUCATION OF DRUG TRAFFICKING OFFENDERS<sup>1</sup>**  
**Fiscal Year 2022**

DRUG TYPE	TOTAL	LESS THAN HIGH SCHOOL GRADUATE		HIGH SCHOOL GRADUATE		SOME COLLEGE		COLLEGE GRADUATE	
		N	%	N	%	N	%	N	%
<b>TOTAL</b>	<b>19,791</b>	<b>6,908</b>	<b>34.9</b>	<b>8,207</b>	<b>41.5</b>	<b>4,076</b>	<b>20.6</b>	<b>600</b>	<b>3.0</b>
<b>Powder Cocaine</b>	<b>3,447</b>	1,414	41.0	1,297	37.6	630	18.3	106	3.1
<b>Crack Cocaine</b>	<b>1,101</b>	408	37.1	521	47.3	160	14.5	12	1.1
<b>Heroin</b>	<b>1,612</b>	595	36.9	655	40.6	318	19.7	44	2.7
<b>Marijuana</b>	<b>800</b>	325	40.6	261	32.6	171	21.4	43	5.4
<b>Methamphetamine</b>	<b>9,651</b>	3,138	32.5	4,210	43.6	2,085	21.6	218	2.3
<b>Fentanyl</b>	<b>2,508</b>	897	35.8	1,050	41.9	514	20.5	47	1.9
<b>Other</b>	<b>672</b>	131	19.5	213	31.7	198	29.5	130	19.3

<sup>1</sup> Of the 64,142 cases, in 20,037 the offender was sentenced under USSG Chapter Two, Part D (Drugs). Of these, 19,851 offenders were sentenced under §§2D1.1 (Drug Trafficking), 2D1.2 (Protected Locations), 2D1.5 (Continuing Criminal Enterprise), 2D1.6 (Use of a Communication Facility), 2D1.8 (Rent/Manage Drug Establishment), 2D1.10 (Endangering Human Life While Manufacturing), or 2D1.14 (Narco-Terrorism). Of these 19,851 cases, 60 were excluded due to missing information on offender's education. Descriptions of variables used in this table are provided in Appendix A.

SOURCE: U.S. Sentencing Commission, 2022 Datafile, USSCFY22.

**Table D-7**

**CRIMINAL HISTORY CATEGORY OF DRUG TRAFFICKING OFFENDERS<sup>1</sup>**  
**Fiscal Year 2022**

DRUG TYPE	TOTAL	CRIMINAL HISTORY CATEGORY											
		I		II		III		IV		V		VI	
		N	%	N	%	N	%	N	%	N	%	N	%
<b>TOTAL</b>	<b>19,851</b>	<b>8,268</b>	<b>41.7</b>	<b>2,332</b>	<b>11.7</b>	<b>3,038</b>	<b>15.3</b>	<b>1,951</b>	<b>9.8</b>	<b>1,334</b>	<b>6.7</b>	<b>2,928</b>	<b>14.7</b>
<b>Powder Cocaine</b>	<b>3,457</b>	2,153	62.3	420	12.1	373	10.8	193	5.6	122	3.5	196	5.7
<b>Crack Cocaine</b>	<b>1,105</b>	237	21.4	132	11.9	236	21.4	153	13.8	110	10.0	237	21.4
<b>Heroin</b>	<b>1,616</b>	618	38.2	186	11.5	289	17.9	173	10.7	106	6.6	244	15.1
<b>Marijuana</b>	<b>806</b>	503	62.4	110	13.6	83	10.3	48	6.0	28	3.5	34	4.2
<b>Methamphetamine</b>	<b>9,681</b>	3,371	34.8	1,106	11.4	1,522	15.7	1,076	11.1	768	7.9	1,838	19.0
<b>Fentanyl</b>	<b>2,511</b>	980	39.0	308	12.3	439	17.5	258	10.3	175	7.0	351	14.0
<b>Other</b>	<b>675</b>	406	60.1	70	10.4	96	14.2	50	7.4	25	3.7	28	4.1

<sup>1</sup> Of the 64,142 cases, in 20,037 the offender was sentenced under USSG Chapter Two, Part D (Drugs). Of these, 19,851 offenders were sentenced under §§2D1.1 (Drug Trafficking), 2D1.2 (Protected Locations), 2D1.5 (Continuing Criminal Enterprise), 2D1.6 (Use of a Communication Facility), 2D1.8 (Rent/Manage Drug Establishment), 2D1.10 (Endangering Human Life While Manufacturing), or 2D1.14 (Narco-Terrorism). Descriptions of variables used in this table are provided in Appendix A.

SOURCE: U.S. Sentencing Commission, 2022 Datafile, USSCFY22.



**Table D-8**

**WEAPON INVOLVEMENT OF DRUG TRAFFICKING OFFENDERS<sup>1</sup>**  
**Fiscal Year 2022**

<b>DRUG TYPE</b>	<b>TOTAL</b>	<b>NO WEAPON INVOLVED</b>		<b>WEAPON INVOLVED</b>	
		<b>N</b>	<b>%</b>	<b>N</b>	<b>%</b>
<b>TOTAL</b>	<b>19,611</b>	<b>14,487</b>	<b>73.9</b>	<b>5,124</b>	<b>26.1</b>
<b>Powder Cocaine</b>	<b>3,419</b>	2,775	81.2	644	18.8
<b>Crack Cocaine</b>	<b>1,087</b>	658	60.5	429	39.5
<b>Heroin</b>	<b>1,599</b>	1,200	75.0	399	25.0
<b>Marijuana</b>	<b>802</b>	601	74.9	201	25.1
<b>Methamphetamine</b>	<b>9,553</b>	6,827	71.5	2,726	28.5
<b>Fentanyl</b>	<b>2,484</b>	1,893	76.2	591	23.8
<b>Other</b>	<b>667</b>	533	79.9	134	20.1

<sup>1</sup> Of the 64,142 cases, in 20,037 the offender was sentenced under USSG Chapter Two, Part D (Drugs). Of these, 19,851 offenders were sentenced under §§2D1.1 (Drug Trafficking), 2D1.2 (Protected Locations), 2D1.5 (Continuing Criminal Enterprise), 2D1.6 (Use of a Communication Facility), 2D1.8 (Rent/Manage Drug Establishment), 2D1.10 (Endangering Human Life While Manufacturing), or 2D1.14 (Narco-Terrorism). Of these, 19,611 cases contained complete guideline application information. Descriptions of variables used in this table are provided in Appendix A.

SOURCE: U.S. Sentencing Commission, 2022 Datafile, USSCFY22.

**Table D-9**

**ROLE ADJUSTMENT OF DRUG TRAFFICKING OFFENDERS<sup>1</sup>**  
**Fiscal Year 2022**

DRUG TYPE	TOTAL	No Role Adjustment		Mitigating Role Adjustment		Aggravating Role Adjustment	
		N	%	N	%	N	%
<b>TOTAL</b>	<b>19,611</b>	<b>14,573</b>	<b>74.3</b>	<b>3,829</b>	<b>19.5</b>	<b>1,209</b>	<b>6.2</b>
<b>Powder Cocaine</b>	<b>3,419</b>	2,544	74.4	590	17.3	285	8.3
<b>Crack Cocaine</b>	<b>1,087</b>	943	86.8	55	5.1	89	8.2
<b>Heroin</b>	<b>1,599</b>	1,212	75.8	285	17.8	102	6.4
<b>Marijuana</b>	<b>802</b>	547	68.2	202	25.2	53	6.6
<b>Methamphetamine</b>	<b>9,553</b>	6,958	72.8	2,117	22.2	478	5.0
<b>Fentanyl</b>	<b>2,484</b>	1,851	74.5	510	20.5	123	5.0
<b>Other</b>	<b>667</b>	518	77.7	70	10.5	79	11.8

<sup>1</sup> Of the 64,142 cases, in 20,037 the offender was sentenced under USSG Chapter Two, Part D (Drugs). Of these, 19,851 offenders were sentenced under §§2D1.1 (Drug Trafficking), 2D1.2 (Protected Locations), 2D1.5 (Continuing Criminal Enterprise), 2D1.6 (Use of a Communication Facility), 2D1.8 (Rent/Manage Drug Establishment), 2D1.10 (Endangering Human Life While Manufacturing), or 2D1.14 (Narco-Terrorism). Of these, 19,611 contained complete guideline application information. Descriptions of variables used in this table are provided in Appendix A.

SOURCE: U.S. Sentencing Commission, 2022 Datafile, USSCFY22.

**Table D-10**

**DRUG AMOUNTS (IN GRAMS) FOR SELECTED  
BASE OFFENSE LEVELS AND DRUG TYPES<sup>1</sup>  
Fiscal Year 2022**

**Base Offense Level and Quantity Range**

<b>DRUG TYPE</b>	<b>12</b>	<b>24</b>	<b>30</b>	<b>38</b>
<b>Powder Cocaine</b>	<b>Less than 50G</b>	<b>500G - 1,999G</b>	<b>5,000G - 14,999G</b>	<b>At least 450,000G</b>
N	66	274	390	259
Mean	17.5	1,088.8	8,852.5	1,568,852.3
Median	14.0	1,000.0	8,525.3	1,092,000.0
<b>Crack Cocaine</b>	<b>Less than 2.8G</b>	<b>28G - 111G</b>	<b>280G - 839G</b>	<b>At least 25,200G</b>
N	26	99	23	0
Mean	1.5	58.3	419.7	--
Median	1.6	53.8	372.8	--
<b>Heroin</b>	<b>Less than 10G</b>	<b>100G - 399G</b>	<b>1,000G - 2,999G</b>	<b>At least 90,000G</b>
N	38	120	120	1
Mean	3.7	199.1	1,746.7	--
Median	3.8	190.5	1,620.6	--
<b>Marijuana</b>	<b>5,000G - 9,999G</b>	<b>100,000G - 399,999G</b>	<b>1,000,000G - 2,999,999G</b>	<b>At least 90,000,000G</b>
N	16	137	38	0
Mean	6,759.9	179,136.1	1,645,277.8	--
Median	6,615.0	161,481.6	1,578,500.0	--
<b>Methamphetamine Mix</b>	<b>Less than 5G</b>	<b>50G - 199G</b>	<b>500G - 1,499G</b>	<b>At least 45,000G</b>
N	16	227	238	62
Mean	2.6	112.7	916.5	112,664.1
Median	3.4	110.6	907.1	88,375.0
<b>Methamphetamine Actual</b>	<b>Less than 0.5G</b>	<b>5G - 19G</b>	<b>50G - 149G</b>	<b>At least 4,500G</b>
N	1	103	497	481
Mean	--	12.0	92.4	25,072.4
Median	--	12.4	91.8	10,760.0
<b>Fentanyl<sup>2</sup></b>	<b>Less than 4G</b>	<b>40G - 159G</b>	<b>400G - 1,199G</b>	<b>At least 36,000G</b>
N	43	258	202	3
Mean	1.9	88.9	769.8	39,174.1
Median	1.9	89.3	745.9	36,000.0

<sup>1</sup> Of the 64,142 cases, 19,612 were sentenced under §2D1.1 (Drug Trafficking). Of these, 19,377 cases had complete guideline application information. Of these 19,377 cases, 16,163 involved powder cocaine, crack cocaine, heroin, marijuana, methamphetamine actual or mix or fentanyl n-phenyl. Of these 16,163 cases, 6,351 had a base offense level of 12, 24, 30, or 38. Of these 6,351 cases, 3,119 were excluded due to one or more of the following reasons: involvement of more than one drug type (2,000), missing drug amount or range (1,264), or logical criteria (9). The methamphetamine actual category also includes ICE. Descriptions of variables used in this table are provided in Appendix A.

<sup>2</sup> Does not include cases involving Fentanyl Analogue.

**Table D-11**

**LENGTH OF MANDATORY MINIMUM PENALTIES IN DRUG TRAFFICKING CASES<sup>1</sup>**  
**Fiscal Year 2022**

DRUG TYPE	TOTAL	No Drug Mandatory Minimum <sup>2</sup>		Five-Year Drug Mandatory Minimum		Ten-Year or More Drug Mandatory Minimum <sup>3</sup>	
		N	%	N	%	N	%
<b>TOTAL</b>	<b>19,848</b>	<b>7,115</b>	<b>35.8</b>	<b>4,975</b>	<b>25.1</b>	<b>7,758</b>	<b>39.1</b>
<b>Powder Cocaine</b>	<b>3,457</b>	980	28.3	940	27.2	1,537	44.5
<b>Crack Cocaine</b>	<b>1,105</b>	673	60.9	300	27.1	132	11.9
<b>Heroin</b>	<b>1,616</b>	656	40.6	456	28.2	504	31.2
<b>Marijuana</b>	<b>806</b>	509	63.2	211	26.2	86	10.7
<b>Methamphetamine</b>	<b>9,678</b>	2,604	26.9	2,233	23.1	4,841	50.0
<b>Fentanyl</b>	<b>2,511</b>	1,071	42.7	805	32.1	635	25.3
<b>Other</b>	<b>675</b>	622	92.1	30	4.4	23	3.4

<sup>1</sup> Of the 64,142 cases, in 20,037 the offender was sentenced under USSG Chapter Two, Part D (Drugs). Of these, 19,851 offenders were sentenced under §§2D1.1 (Drug Trafficking), 2D1.2 (Protected Locations), 2D1.5 (Continuing Criminal Enterprise), 2D1.6 (Use of a Communication Facility), 2D1.8 (Rent/Manage Drug Establishment), 2D1.10 (Endangering Human Life While Manufacturing), or 2D1.14 (Narco-Terrorism). Of the remaining cases, three were excluded because the offender was convicted of a mandatory minimum penalty from one of the following statutes: 21 U.S.C. § 860a or 21 U.S.C. § 865. Descriptions of variables used in this table are provided in Appendix A.

<sup>2</sup> Includes 102 offenders whose drug mandatory minimum penalty was less than 60 months.

<sup>3</sup> Includes 322 offenders whose drug mandatory minimum penalty was greater than ten years.

SOURCE: U.S. Sentencing Commission, 2022 Datafile, USSCFY22.

**Table D-12**

**APPLICATION OF RECIDIVIST PENALTIES IN DRUG TRAFFICKING CASES<sup>1</sup>**  
**Fiscal Year 2022**

<b>DRUG TYPE</b>	<b>ENHANCEMENT FILED</b>	<b>ENHANCEMENT WITHDRAWN<sup>2</sup></b>		<b>ENHANCEMENT NOT WITHDRAWN</b>	
	N	N	%	N	%
<b>TOTAL</b>	<b>817</b>	<b>225</b>	<b>27.5</b>	<b>592</b>	<b>72.5</b>
<b>Powder Cocaine</b>	<b>143</b>	29	20.3	114	79.7
<b>Crack Cocaine</b>	<b>78</b>	20	25.6	58	74.4
<b>Heroin</b>	<b>77</b>	28	36.4	49	63.6
<b>Marijuana</b>	<b>23</b>	3	13.0	20	87.0
<b>Methamphetamine</b>	<b>368</b>	118	32.1	250	67.9
<b>Fentanyl</b>	<b>106</b>	23	21.7	83	78.3
<b>Other</b>	<b>22</b>	4	18.2	18	81.8

<sup>1</sup> Of the 820 cases in which notice of an enhanced penalty was given under 21 U.S.C. § 851, three were excluded due to missing or undetermined withdrawal information. Descriptions of variables used in this table are provided in Appendix A.

<sup>2</sup> Includes 15 cases in which the enhancement was not formally withdrawn but where the court determined that the enhancement did not apply at the time of sentencing.

SOURCE: U.S. Sentencing Commission, 2022 851 Datafile, DRUG851FY22.

**Table D-13**

**DRUG TRAFFICKING OFFENDERS RECEIVING SAFETY VALVE AND  
MANDATORY MINIMUM PENALTIES<sup>1,5</sup>  
Fiscal Year 2022**

DRUG TYPE	TOTAL	NO SAFETY VALVE				SAFETY VALVE			
		No Drug Mandatory Minimum <sup>2</sup>		Drug Mandatory Minimum		No Drug Mandatory Minimum <sup>3</sup>		Drug Mandatory Minimum <sup>4</sup>	
		N	%	N	%	N	%	N	%
<b>TOTAL</b>	<b>19,605</b>	<b>5,260</b>	<b>26.8</b>	<b>7,543</b>	<b>38.5</b>	<b>1,756</b>	<b>9.0</b>	<b>5,046</b>	<b>25.7</b>
<b>Powder Cocaine</b>	<b>3,419</b>	751	22.0	1,113	32.6	214	6.3	1,341	39.2
<b>Crack Cocaine</b>	<b>1,087</b>	635	58.4	366	33.7	31	2.9	55	5.1
<b>Heroin</b>	<b>1,598</b>	522	32.7	576	36.0	127	7.9	373	23.3
<b>Marijuana</b>	<b>798</b>	345	43.2	124	15.5	158	19.8	171	21.4
<b>Methamphetamine</b>	<b>9,553</b>	1,770	18.5	4,513	47.2	794	8.3	2,476	25.9
<b>Fentanyl</b>	<b>2,483</b>	837	33.7	819	33.0	218	8.8	609	24.5
<b>Other</b>	<b>667</b>	400	60.0	32	4.8	214	32.1	21	3.1

<sup>1</sup> Of the 64,142 cases, in 20,037 the offender was sentenced under USSG Chapter Two, Part D (Drugs). Of these, 19,851 offenders were sentenced under §§2D1.1 (Drug Trafficking), 2D1.2 (Protected Locations), 2D1.5 (Continuing Criminal Enterprise), 2D1.6 (Use of a Communication Facility), 2D1.8 (Rent/Manage Drug Establishment), 2D1.10 (Endangering Human Life While Manufacturing), or 2D1.14 (Narco-Terrorism). Of these, 19,611 cases contained complete guideline application information. Of these 19,611 cases, six were excluded due to missing safety valve or mandatory minimum information. Descriptions of variables used in this table are provided in Appendix A.

<sup>2</sup> This column includes 407 cases where the court indicated a variance based on the expanded safety valve eligibility under the First Step Act, but the offender was not eligible to receive the guideline safety valve reduction.

<sup>3</sup> For offenders with no drug mandatory minimum penalty, use of the term 'safety valve' on this table means that the court indicated that the two-level reduction at §2D1.1 applied because the offender met the criteria set forth at §5C1.2.

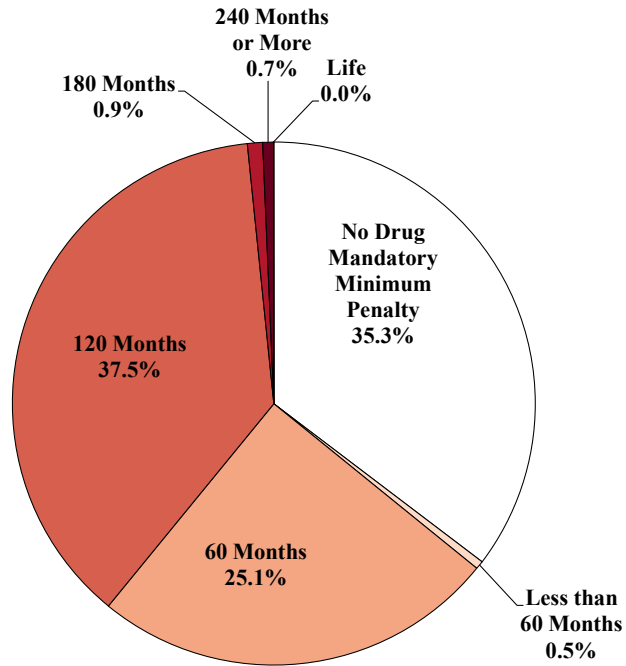
<sup>4</sup> For offenders with a drug mandatory minimum penalty, use of the term 'safety valve' on this table means that the court sentenced the offender without regard to any applicable mandatory minimum penalty (in accordance with the 'safety valve' provision of 18 U.S.C. § 3553(f), incorporated into the guidelines at §5C1.2).

<sup>5</sup> Effective November 1, 2012, the safety valve reduction was added to §2D1.11 (Unlawfully Distributing a Listed Chemical). There was one offender sentenced under §2D1.11 as the primary sentencing guideline in which the 2012 or later *Guidelines Manual* was applied with complete guideline application information. The safety valve reduction was applied for this one offender.

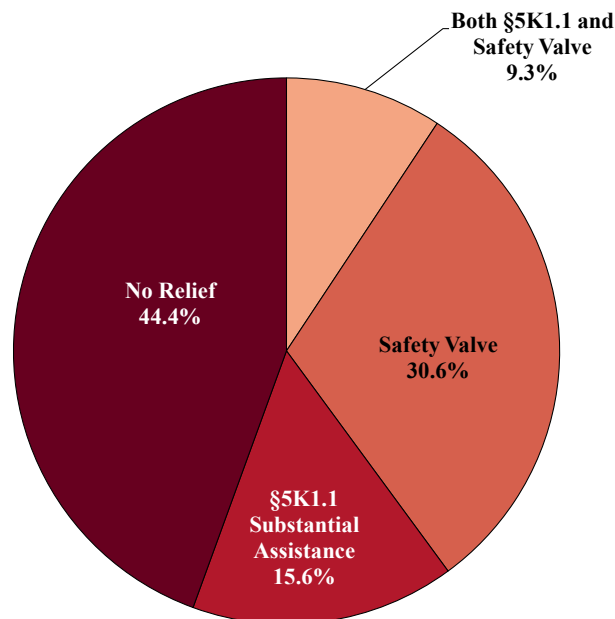
**Figure D-2**

**MANDATORY MINIMUM PENALTIES IN DRUG TRAFFICKING CASES<sup>1</sup>**  
**Fiscal Year 2022**

**LENGTH OF MANDATORY MINIMUM PENALTIES**



**RELIEF FROM MANDATORY MINIMUM PENALTIES**



<sup>1</sup> Of the 64,142 cases, in 20,037 the offender was sentenced under USSG Chapter Two, Part D (Drugs). Of these, 19,851 offenders were sentenced under §§2D1.1 (Drug Trafficking), 2D1.2 (Protected Locations), 2D1.5 (Continuing Criminal Enterprise), 2D1.6 (Use of a Communication Facility), 2D1.8 (Rent/Manage Drug Establishment), 2D1.10 (Endangering Human Life While Manufacturing), or 2D1.14 (Narco-Terrorism). Of these 19,851 cases, three were excluded because the offender was convicted of a mandatory minimum penalty from one of the following statutes: 21 U.S.C. § 860a or 21 U.S.C. § 865. Descriptions of variables used in this figure are provided in Appendix A.

**Table D-14**

**SENTENCE IMPOSED RELATIVE TO THE GUIDELINE RANGE FOR DRUG TRAFFICKING OFFENDERS<sup>1</sup>**  
**Fiscal Year 2022**

DRUG TYPE	TOTAL	WITHIN GUIDELINE RANGE		DEPARTURE								VARIANCE <sup>2</sup>	
		N	%	UPWARD		§5K1.1		§5K3.1		DOWNWARD		N	%
				N	%	N	%	N	%	N	%		
<b>TOTAL</b>	<b>19,842</b>	<b>5,445</b>	<b>27.4</b>	<b>68</b>	<b>0.3</b>	<b>4,098</b>	<b>20.7</b>	<b>1,634</b>	<b>8.2</b>	<b>967</b>	<b>4.9</b>	<b>7,630</b>	<b>38.5</b>
<b>Powder Cocaine</b>	<b>3,456</b>	1,139	33.0	9	0.3	646	18.7	140	4.1	161	4.7	1,361	39.4
<b>Crack Cocaine</b>	<b>1,104</b>	339	30.7	5	0.5	140	12.7	1	0.1	42	3.8	577	52.3
<b>Heroin</b>	<b>1,614</b>	497	30.8	10	0.6	345	21.4	78	4.8	71	4.4	613	38.0
<b>Marijuana</b>	<b>805</b>	332	41.2	3	0.4	150	18.6	18	2.2	18	2.2	284	35.3
<b>Methamphetamine</b>	<b>9,678</b>	2,298	23.7	9	0.1	2,220	22.9	1,090	11.3	541	5.6	3,520	36.4
<b>Fentanyl</b>	<b>2,510</b>	694	27.6	30	1.2	399	15.9	303	12.1	110	4.4	974	38.8
<b>Other</b>	<b>675</b>	146	21.6	2	0.3	198	29.3	4	0.6	24	3.6	301	44.6

<sup>1</sup> Of the 64,142 cases, in 20,037 the offender was sentenced under USSG Chapter Two, Part D (Drugs). Of these, 19,851 offenders were sentenced under §§2D1.1 (Drug Trafficking), 2D1.2 (Protected Locations), 2D1.5 (Continuing Criminal Enterprise), 2D1.6 (Use of a Communication Facility), 2D1.8 (Rent/Manage Drug Establishment), 2D1.10 (Endangering Human Life While Manufacturing), or 2D1.14 (Narco-Terrorism). Of these 19,851 cases, nine were excluded due to missing information from the submitted documents that prevented the comparison of the sentence and the guideline range. Descriptions of variables used in this table are provided in Appendix A.

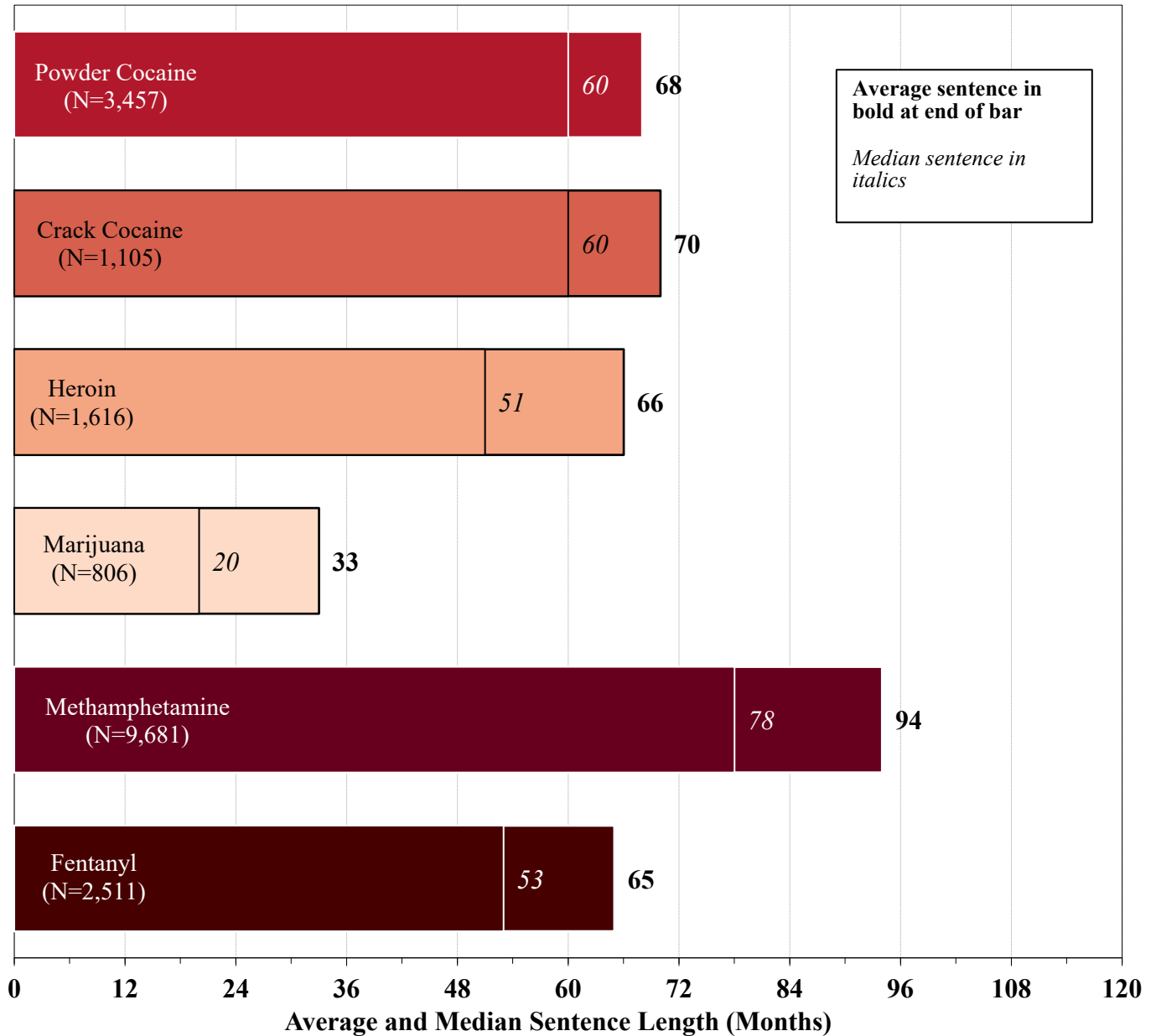
<sup>2</sup> Of the 7,630 variance cases, in 733 cases the court cited First Step Act safety valve expansion as a reason for the sentence.

SOURCE: U.S. Sentencing Commission, 2022 Datafile, USSCFY22.



Figure D-3

SENTENCE LENGTH OF DRUG TRAFFICKING OFFENDERS  
BY MAJOR DRUG TYPE<sup>1</sup>  
Fiscal Year 2022

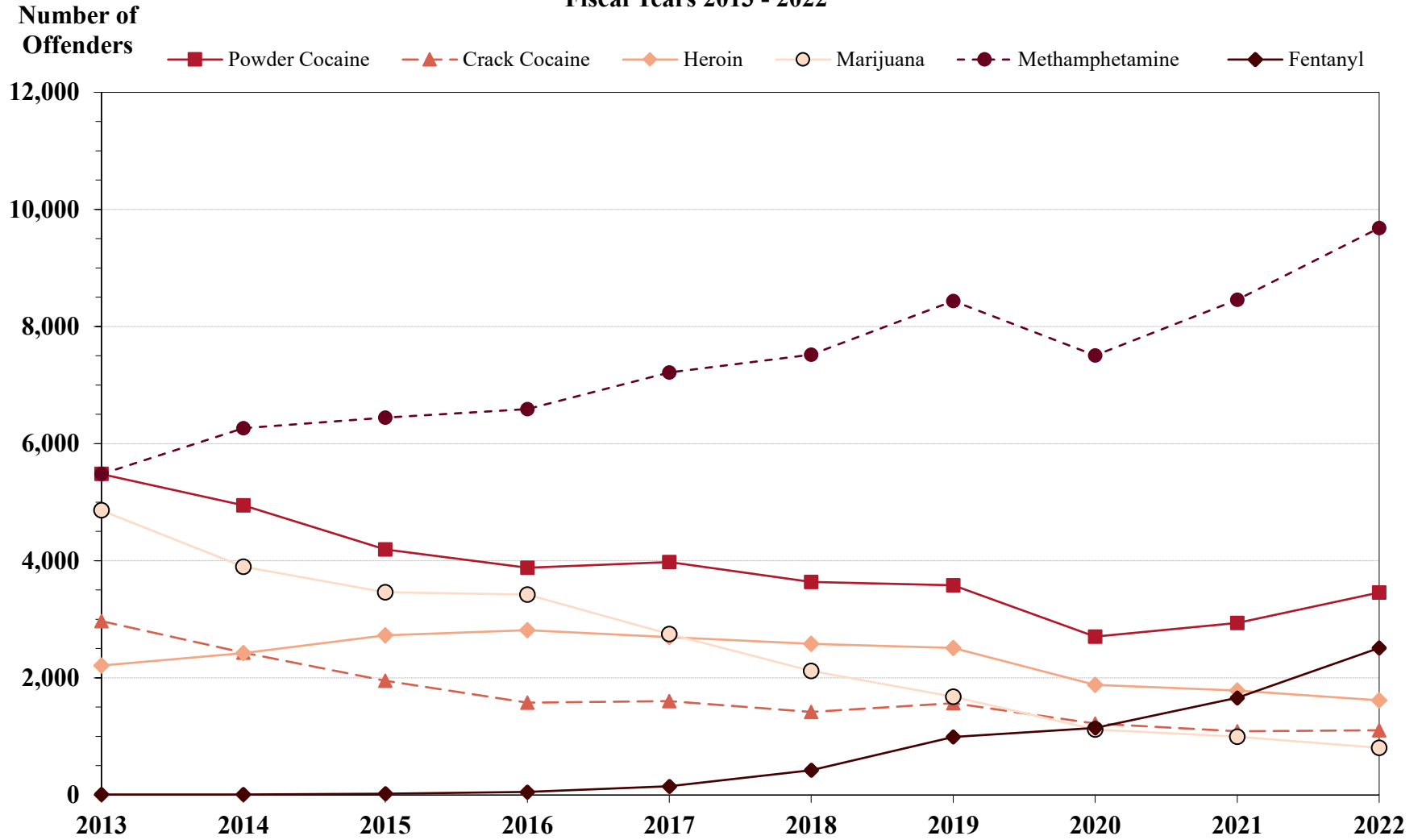


<sup>1</sup> Of the 64,142 cases, in 20,037 the offender was sentenced under USSG Chapter Two, Part D (Drugs). Of these, 19,851 offenders were sentenced under §§2D1.1 (Drug Trafficking), 2D1.2 (Protected Locations), 2D1.5 (Continuing Criminal Enterprise), 2D1.6 (Use of a Communication Facility), 2D1.8 (Rent/Manage Drug Establishment), 2D1.10 (Endangering Human Life While Manufacturing), or 2D1.14 (Narco-Terrorism). Sentences of 470 months or greater (including life) and probation were included in the sentence average computations as 470 months and zero months, respectively. The information in this figure includes conditions of confinement as described in USSG §5C1.1. Italicized numbers depict median values and the bolded numbers at the end of the bar indicate average values. Descriptions of variables used in this figure are provided in Appendix A.

SOURCE: U.S. Sentencing Commission, 2022 Datafile, USSCFY22.

Figure D-4

**NUMBER OF DRUG TRAFFICKING OFFENDERS  
BY MAJOR DRUG TYPE OVER TIME<sup>1</sup>  
Fiscal Years 2013 - 2022**

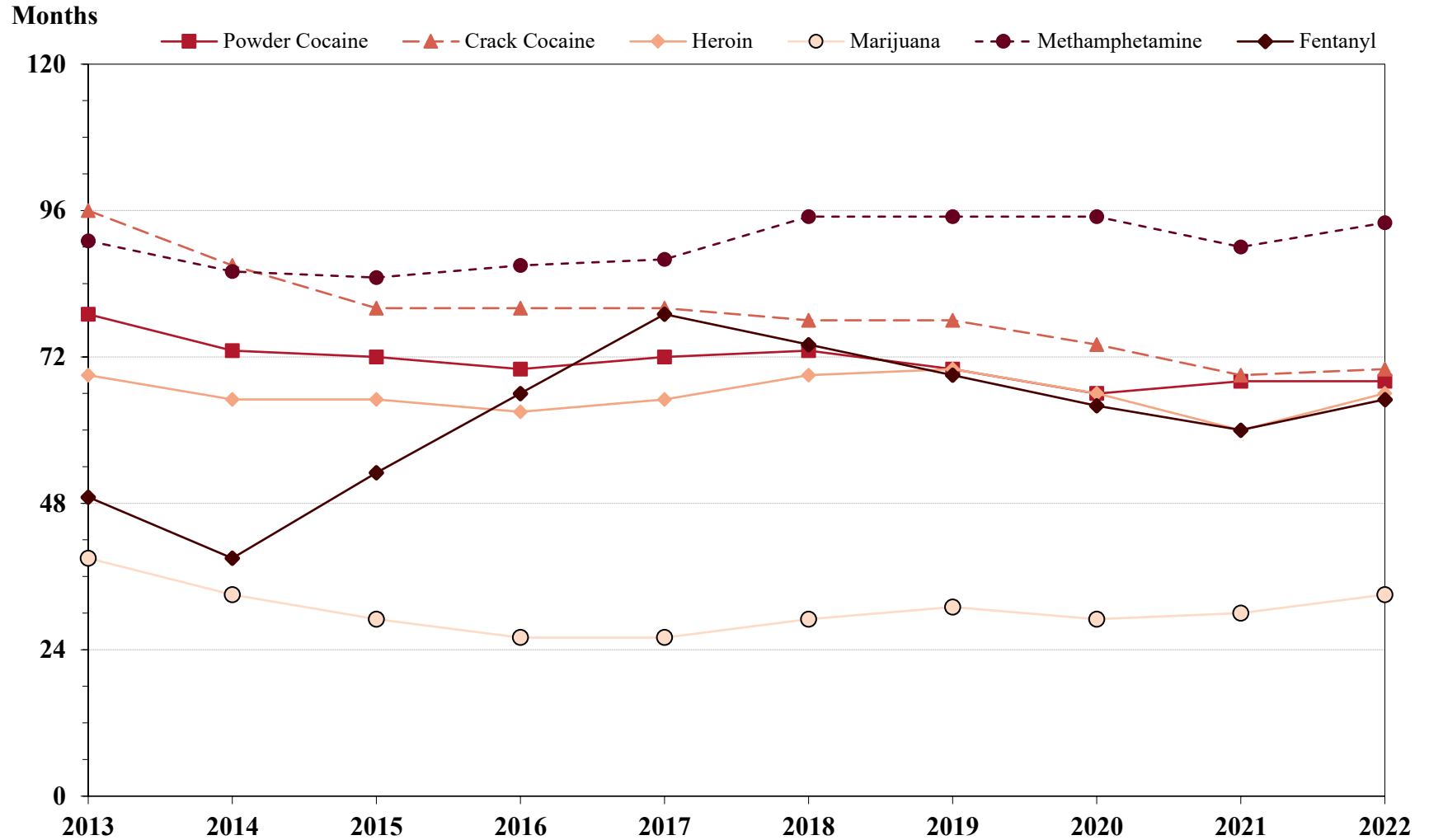


<sup>1</sup> Only offenders sentenced under §§2D1.1 (Drug Trafficking), 2D1.2 (Protected Locations), 2D1.5 (Continuing Criminal Enterprise), 2D1.6 (Use of a Communication Facility), 2D1.8 (Rent/Manage Drug Establishment), 2D1.10 (Endangering Human Life While Manufacturing), or 2D1.14 (Narco-Terrorism) are depicted in this figure. Additional cases were excluded due to missing information on drug type. Descriptions of variables used in this figure are provided in Appendix A.

SOURCE: U.S. Sentencing Commission, 2013 - 2022 Datafiles, USSCFY13 - USSCFY22.

Figure D-5

**SENTENCE LENGTH OF DRUG TRAFFICKING OFFENDERS  
BY MAJOR DRUG TYPE OVER TIME<sup>1</sup>**  
Fiscal Years 2013 - 2022



<sup>1</sup> Only offenders sentenced under §§2D1.1 (Drug Trafficking), 2D1.2 (Protected Locations), 2D1.5 (Continuing Criminal Enterprise), 2D1.6 (Use of a Communication Facility), 2D1.8 (Rent/Manage Drug Establishment), 2D1.10 (Endangering Human Life While Manufacturing), or 2D1.14 (Narco-Terrorism) are depicted in this figure. Sentences of 470 months or greater (including life) and probation were included in the sentence average computations as 470 months and zero months, respectively. The information in this figure includes conditions of confinement as described in USSG §5C1.1. Cases missing drug type or sentencing information were also excluded. Descriptions of variables used in this figure are provided in Appendix A.

SOURCE: U.S. Sentencing Commission, 2013 - 2022 Datafiles, USSCFY13 - USSCFY22.