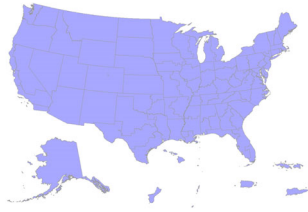


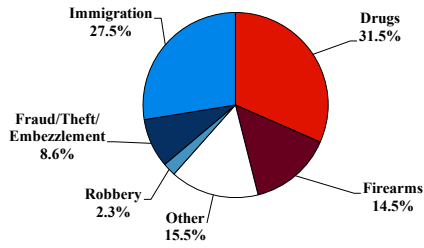
District at a Glance

National

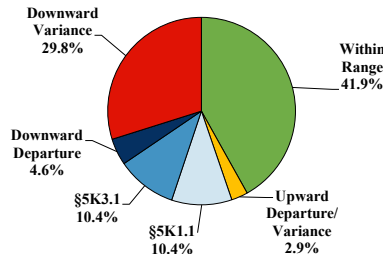
Fiscal Year 2022



Type of Crime



Sentence Imposed Relative to the Guideline Range



SENTENCING INFORMATION BY TYPE OF CRIME

	TOTAL	Immigration	Drug Trafficking	Firearms	Fraud/Theft /Embezzle	Robbery	Child Porn	Money Laundering	All Other
Total	64,142	17,652	19,938	9,318	5,520	1,444	1,435	1,192	7,643
Mean Sentence (months)	51	12	78	49	22	106	110	61	75
Median Sentence (months)	26	8	60	39	12	96	96	33	20

IMPRISONMENT

	TOTAL	Immigration	Drug Trafficking	Firearms	Fraud/Theft /Embezzle	Robbery	Child Porn	Money Laundering	All Other
Total Receiving Imprisonment	59,070	16,891	19,261	8,775	4,194	1,422	1,417	1,039	6,071
Prison Only	57,106	16,562	18,493	8,551	3,910	1,381	1,390	1,006	5,813
Up to 12 Months	14,434	9,731	1,365	570	1,143	42	32	164	1,387
13 to 60 Months	25,638	6,702	7,635	5,625	2,362	366	348	462	2,138
61 to 120 Months	10,304	126	5,806	2,007	330	496	589	207	743
Over 120 Months	6,730	3	3,687	349	75	477	421	173	1,545
Prison and Alternatives	1,964	329	768	224	284	41	27	33	258

PROBATION

	TOTAL	Immigration	Drug Trafficking	Firearms	Fraud/Theft /Embezzle	Robbery	Child Porn	Money Laundering	All Other
Total Receiving Probation	4,738	760	673	542	1,285	22	18	152	1,286
Probation Only	3,736	568	542	412	983	16	13	105	1,097
Probation and Alternatives	1,002	192	131	130	302	6	5	47	189

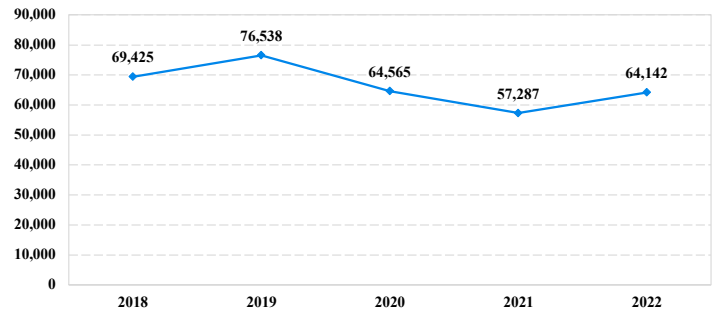
FINE ONLY

	TOTAL	Immigration	Drug Trafficking	Firearms	Fraud/Theft /Embezzle	Robbery	Child Porn	Money Laundering	All Other
Total	334	1	4	1	41	0	0	1	286

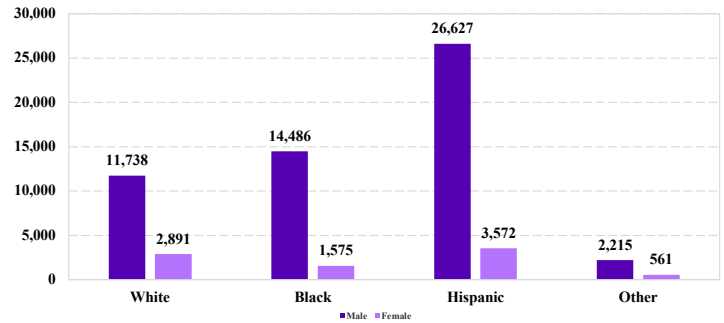
Cases with indeterminable sentence terms are excluded from the calculation of the Mean Sentence or Median Sentence category. Sentences greater than 470 months and probation were included in the sentence average computations as 470 months and zero months, respectively. Cases in the Total Receiving Imprisonment, Total Receiving Probation, and Fine Only categories total 100 percent of all cases. Cases missing information required for a specific analysis were excluded from that analysis. Descriptions of variables used in this analysis are provided in Appendix A.

SOURCE: U.S. Sentencing Commission, 2018 - 2022 Datafiles, USSCFY18 - USSCFY22.

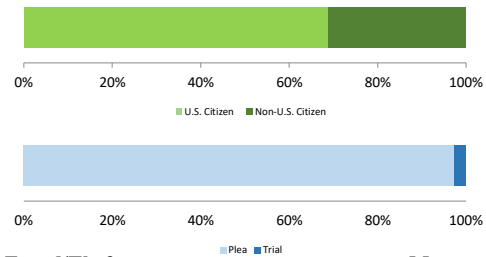
Number of Federal Offenders Over Time



Race and Gender



Citizenship, Guilty Pleas, and Trials



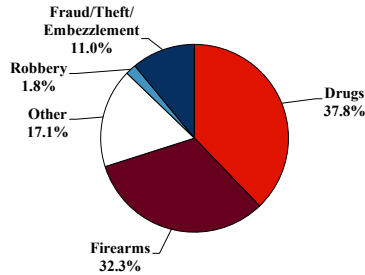
District at a Glance

Middle District of Alabama

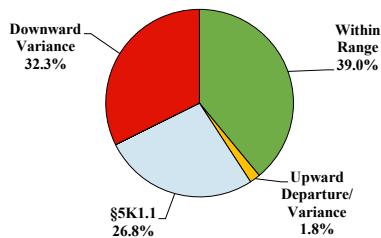
Fiscal Year 2022



Type of Crime



Sentence Imposed Relative to the Guideline Range



SENTENCING INFORMATION BY TYPE OF CRIME

	TOTAL	Immigration	Drug Trafficking	Firearms	Fraud/Theft /Embezzle	Robbery	Child Porn	Money Laundering	All Other
Total	164	0	58	53	18	3	1	0	31
Mean Sentence (months)	79	--	82	57	20	163	--	--	130
Median Sentence (months)	46	--	70	46	15	92	--	--	37

IMPRISONMENT

Total Receiving Imprisonment	132	0	45	48	14	3	1	0	21
Prison Only	128	0	45	46	12	3	1	0	21
Up to 12 Months	9	0	1	2	3	0	0	0	3
13 to 60 Months	52	0	13	27	8	1	0	0	3
61 to 120 Months	36	0	16	13	1	1	0	0	5
Over 120 Months	31	0	15	4	0	1	1	0	10
Prison and Alternatives	4	0	0	2	2	0	0	0	0

PROBATION

Total Receiving Probation	32	0	13	5	4	0	0	0	10
Probation Only	31	0	13	5	4	0	0	0	9
Probation and Alternatives	1	0	0	0	0	0	0	0	1

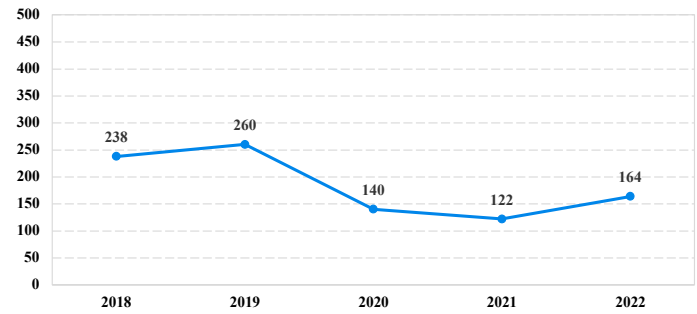
FINE ONLY

Total	0	0	0	0	0	0	0	0	0
--------------	----------	----------	----------	----------	----------	----------	----------	----------	----------

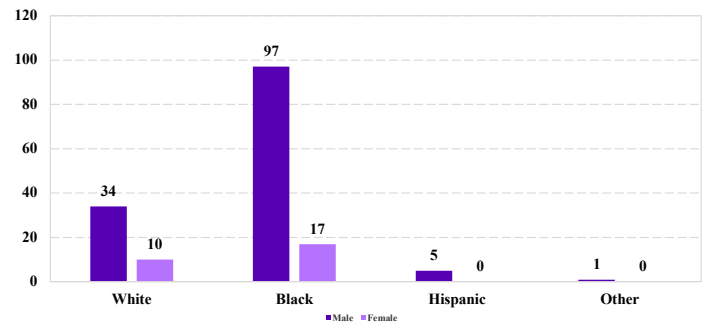
Cases with indeterminable sentence terms are excluded from the calculation of the Mean Sentence or Median Sentence category. Sentences greater than 470 months and probation were included in the sentence average computations as 470 months and zero months, respectively. Cases in the Total Receiving Imprisonment, Total Receiving Probation, and Fine Only categories total 100 percent of all cases. Cases missing information required for a specific analysis were excluded from that analysis. Descriptions of variables used in this analysis are provided in Appendix A.

SOURCE: U.S. Sentencing Commission, 2018 - 2022 Datafiles, USSCFY18 - USSCFY22.

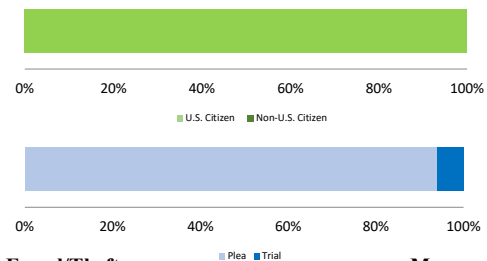
Number of Federal Offenders Over Time



Race and Gender



Citizenship, Guilty Pleas, and Trials



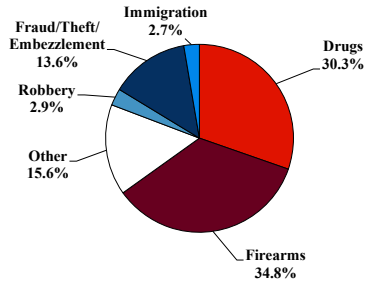
District at a Glance

Northern District of Alabama

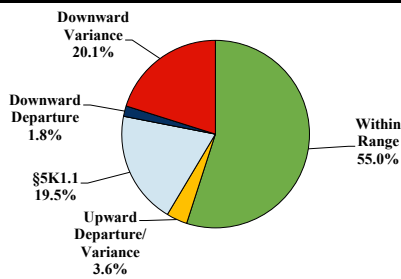
Fiscal Year 2022



Type of Crime



Sentence Imposed Relative to the Guideline Range



SENTENCING INFORMATION BY TYPE OF CRIME

	TOTAL	Immigration	Drug Trafficking	Firearms	Fraud/Theft /Embezzle	Robbery	Child Porn	Money Laundering	All Other
	442	12	119	154	60	13	5	9	70
Mean Sentence (months)	63	16	111	45	17	145	132	44	53
Median Sentence (months)	37	6	87	37	9	139	108	18	0

IMPRISONMENT

Total Receiving Imprisonment	344	8	117	138	34	13	5	6	23
Prison Only	335	8	114	135	32	13	5	6	22
Up to 12 Months	25	3	6	6	7	1	0	0	2
13 to 60 Months	166	5	29	98	23	1	0	4	6
61 to 120 Months	77	0	39	25	1	4	3	1	4
Over 120 Months	67	0	40	6	1	7	2	1	10
Prison and Alternatives	9	0	3	3	2	0	0	0	1

PROBATION

Total Receiving Probation	66	4	2	16	22	0	0	3	19
Probation Only	46	2	2	12	12	0	0	2	16
Probation and Alternatives	20	2	0	4	10	0	0	1	3

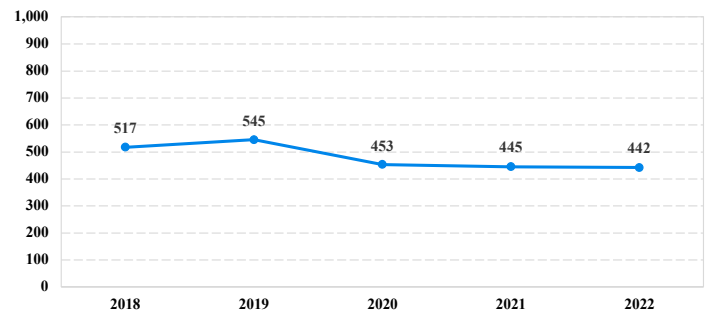
FINE ONLY

FINE ONLY	32	0	0	0	4	0	0	0	28
------------------	-----------	----------	----------	----------	----------	----------	----------	----------	-----------

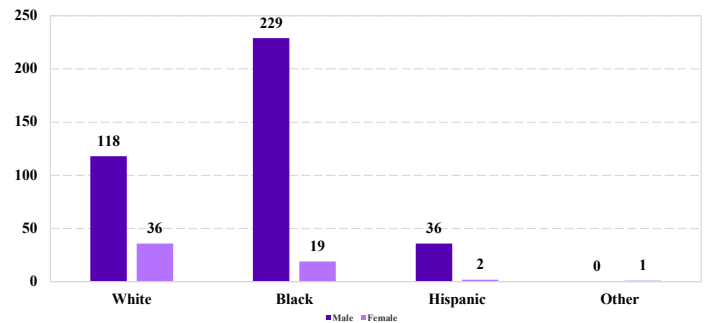
Cases with indeterminable sentence terms are excluded from the calculation of the Mean Sentence or Median Sentence category. Sentences greater than 470 months and probation were included in the sentence average computations as 470 months and zero months, respectively. Cases in the Total Receiving Imprisonment, Total Receiving Probation, and Fine Only categories total 100 percent of all cases. Cases missing information required for a specific analysis were excluded from that analysis. Descriptions of variables used in this analysis are provided in Appendix A.

SOURCE: U.S. Sentencing Commission, 2018 - 2022 Datafiles, USSCFY18 - USSCFY22.

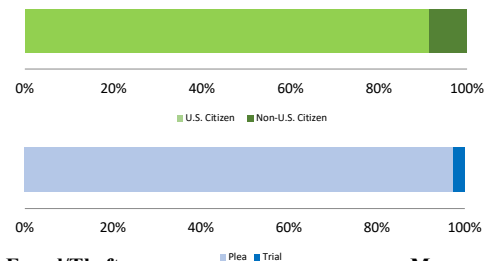
Number of Federal Offenders Over Time



Race and Gender



Citizenship, Guilty Pleas, and Trials



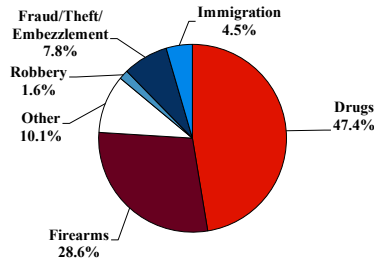
District at a Glance

Southern District of Alabama

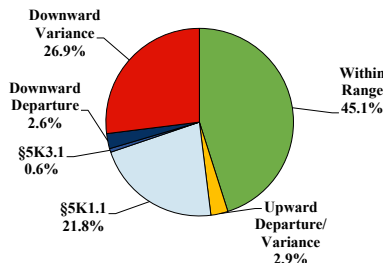
Fiscal Year 2022



Type of Crime



Sentence Imposed Relative to the Guideline Range



SENTENCING INFORMATION BY TYPE OF CRIME

	TOTAL	Immigration	Drug Trafficking	Firearms	Fraud/Theft /Embezzle	Robbery	Child Porn	Money Laundering	All Other
TOTAL	308	14	146	88	24	5	2	2	27
Mean Sentence (months)	64	10	89	41	17	89	--	--	62
Median Sentence (months)	37	7	70	36	10	63	--	--	18

IMPRISONMENT

Total Receiving Imprisonment	289	14	138	83	20	5	2	2	25
Prison Only	284	14	135	82	19	5	2	2	25
Up to 12 Months	46	10	11	9	9	0	0	0	7
13 to 60 Months	130	4	46	57	8	2	1	1	11
61 to 120 Months	62	0	42	13	2	1	0	0	4
Over 120 Months	46	0	36	3	0	2	1	1	3
Prison and Alternatives	5	0	3	1	1	0	0	0	0

PROBATION

Total Receiving Probation	19	0	8	5	4	0	0	0	2
Probation Only	17	0	7	5	3	0	0	0	2
Probation and Alternatives	2	0	1	0	1	0	0	0	0

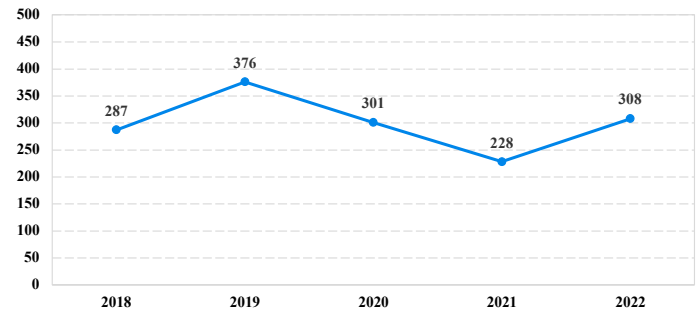
FINE ONLY

TOTAL	0	0	0	0	0	0	0	0	0
--------------	----------	----------	----------	----------	----------	----------	----------	----------	----------

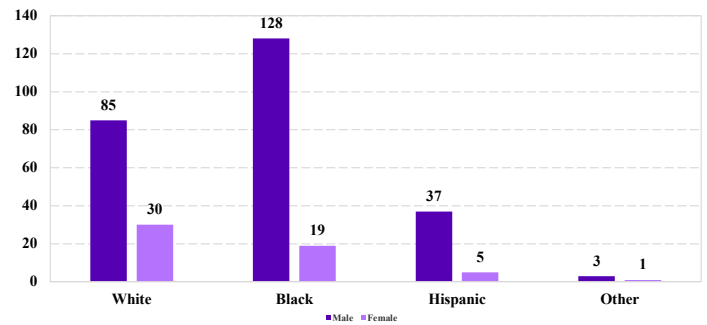
Cases with indeterminable sentence terms are excluded from the calculation of the Mean Sentence or Median Sentence category. Sentences greater than 470 months and probation were included in the sentence average computations as 470 months and zero months, respectively. Cases in the Total Receiving Imprisonment, Total Receiving Probation, and Fine Only categories total 100 percent of all cases. Cases missing information required for a specific analysis were excluded from that analysis. Descriptions of variables used in this analysis are provided in Appendix A.

SOURCE: U.S. Sentencing Commission, 2018 - 2022 Datafiles, USSCFY18 - USSCFY22.

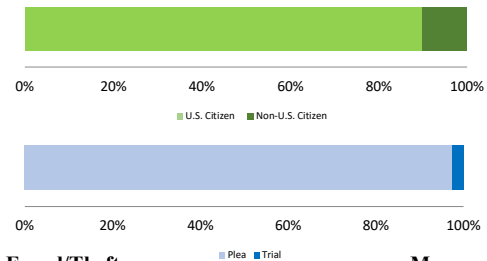
Number of Federal Offenders Over Time



Race and Gender



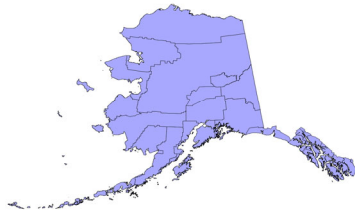
Citizenship, Guilty Pleas, and Trials



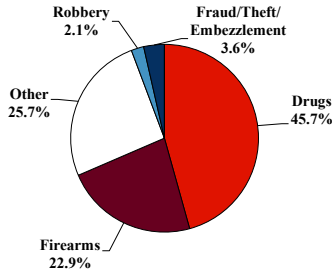
District at a Glance

District of Alaska

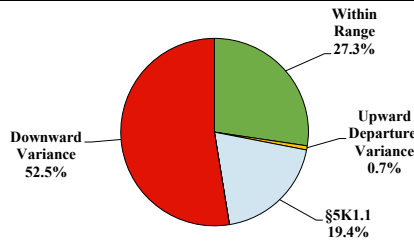
Fiscal Year 2022



Type of Crime



Sentence Imposed Relative to the Guideline Range



SENTENCING INFORMATION BY TYPE OF CRIME

	TOTAL	Immigration	Drug Trafficking	Firearms	Fraud/Theft /Embezzle	Robbery	Child Porn	Money Laundering	All Other
Total	140	0	63	32	5	3	5	4	28
Mean Sentence (months)	66	--	74	38	5	54	48	36	101
Median Sentence (months)	42	--	60	34	0	42	54	32	60

IMPRISONMENT

Total Receiving Imprisonment	130	0	62	32	2	3	5	4	22
Prison Only	127	0	59	32	2	3	5	4	22
Up to 12 Months	9	0	3	3	1	0	0	0	2
13 to 60 Months	70	0	28	25	1	2	3	4	7
61 to 120 Months	32	0	21	4	0	1	2	0	4
Over 120 Months	16	0	7	0	0	0	0	0	9
Prison and Alternatives	3	0	3	0	0	0	0	0	0

PROBATION

Total Receiving Probation	10	0	1	0	3	0	0	0	6
Probation Only	10	0	1	0	3	0	0	0	6
Probation and Alternatives	0	0	0	0	0	0	0	0	0

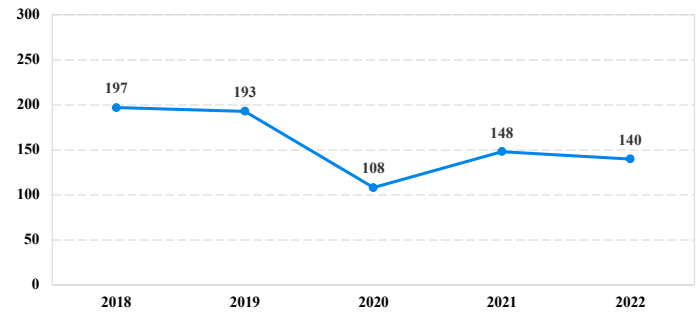
FINE ONLY

Total	0	0	0	0	0	0	0	0	0
--------------	----------	----------	----------	----------	----------	----------	----------	----------	----------

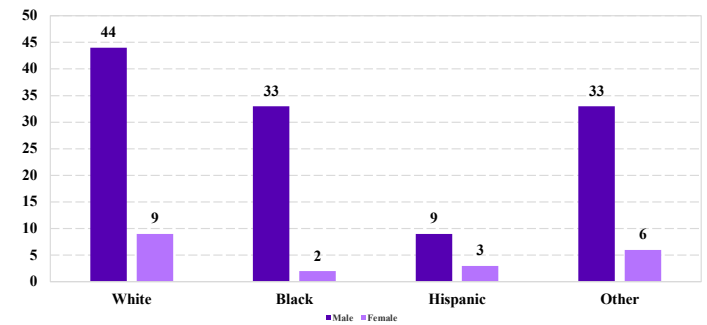
Cases with indeterminable sentence terms are excluded from the calculation of the Mean Sentence or Median Sentence category. Sentences greater than 470 months and probation were included in the sentence average computations as 470 months and zero months, respectively. Cases in the Total Receiving Imprisonment, Total Receiving Probation, and Fine Only categories total 100 percent of all cases. Cases missing information required for a specific analysis were excluded from that analysis. Descriptions of variables used in this analysis are provided in Appendix A.

SOURCE: U.S. Sentencing Commission, 2018 - 2022 Datafiles, USSCFY18 - USSCFY22.

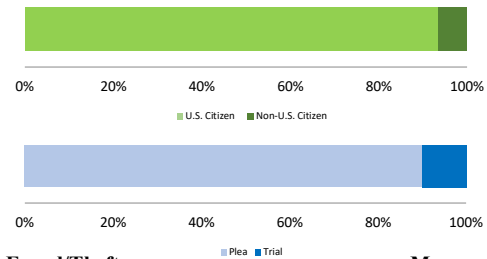
Number of Federal Offenders Over Time



Race and Gender



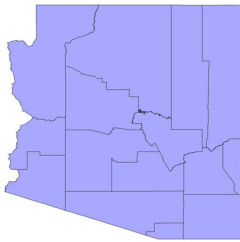
Citizenship, Guilty Pleas, and Trials



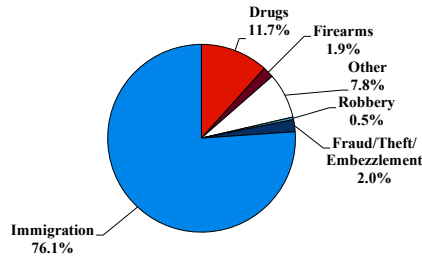
District at a Glance

District of Arizona

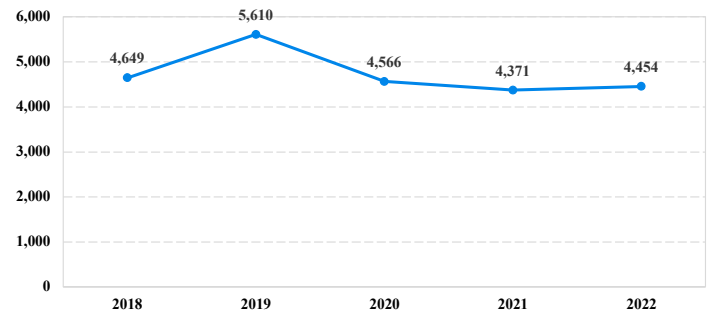
Fiscal Year 2022



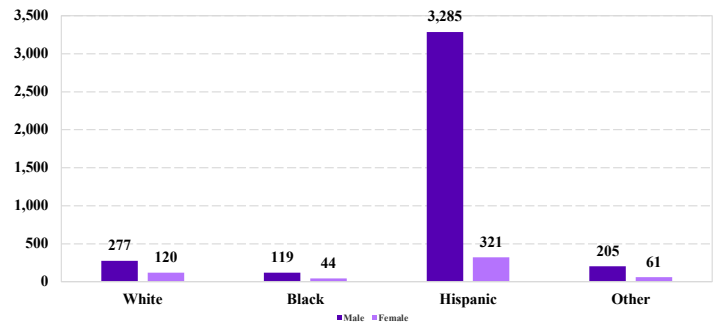
Type of Crime



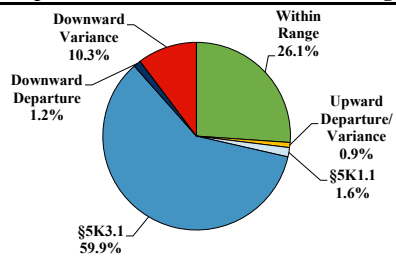
Number of Federal Offenders Over Time



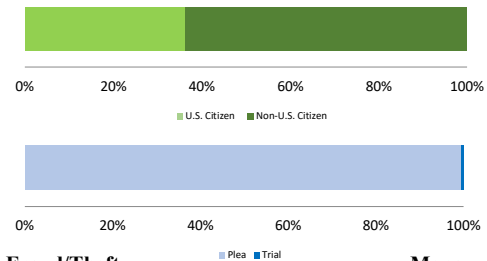
Race and Gender



Sentence Imposed Relative to the Guideline Range



Citizenship, Guilty Pleas, and Trials



SENTENCING INFORMATION BY TYPE OF CRIME

	TOTAL	Immigration	Drug Trafficking	Firearms	Fraud/Theft /Embezzle	Robbery	Child Porn	Money Laundering	All Other
Total	4,454	3,391	509	84	91	21	21	31	306
Mean Sentence (months)	16	9	28	26	13	78	95	41	50
Median Sentence (months)	8	6	18	24	2	57	98	6	18

IMPRISONMENT

	TOTAL	Immigration	Drug Trafficking	Firearms	Fraud/Theft /Embezzle	Robbery	Child Porn	Money Laundering	All Other
Total Receiving Imprisonment	4,067	3,155	483	67	52	20	21	19	250
Prison Only	3,915	3,120	395	64	50	17	21	19	229
Up to 12 Months	2,318	2,107	111	7	18	0	1	4	70
13 to 60 Months	1,456	1,007	241	53	29	10	5	9	102
61 to 120 Months	86	6	36	4	2	3	11	2	22
Over 120 Months	55	0	7	0	1	4	4	4	35
Prison and Alternatives	152	35	88	3	2	3	0	0	21

PROBATION

	TOTAL	Immigration	Drug Trafficking	Firearms	Fraud/Theft /Embezzle	Robbery	Child Porn	Money Laundering	All Other
Total Receiving Probation	382	236	24	17	38	1	0	12	54
Probation Only	361	222	22	16	37	1	0	10	53
Probation and Alternatives	21	14	2	1	1	0	0	2	1

FINE ONLY

	TOTAL	Immigration	Drug Trafficking	Firearms	Fraud/Theft /Embezzle	Robbery	Child Porn	Money Laundering	All Other
Total	5	0	2	0	1	0	0	0	2

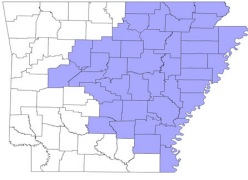
Cases with indeterminable sentence terms are excluded from the calculation of the Mean Sentence or Median Sentence category. Sentences greater than 470 months and probation were included in the sentence average computations as 470 months and zero months, respectively. Cases in the Total Receiving Imprisonment, Total Receiving Probation, and Fine Only categories total 100 percent of all cases. Cases missing information required for a specific analysis were excluded from that analysis. Descriptions of variables used in this analysis are provided in Appendix A.

SOURCE: U.S. Sentencing Commission, 2018 - 2022 Datafiles, USSCFY18 - USSCFY22.

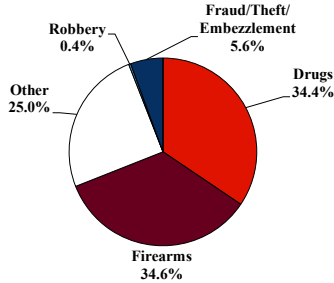
District at a Glance

Eastern District of Arkansas

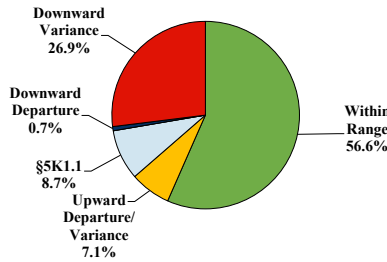
Fiscal Year 2022



Type of Crime



Sentence Imposed Relative to the Guideline Range



SENTENCING INFORMATION BY TYPE OF CRIME

	TOTAL	Immigration	Drug Trafficking	Firearms	Fraud/Theft /Embezzle	Robbery	Child Porn	Money Laundering	All Other
Total	555	0	191	192	31	2	14	3	122
Mean Sentence (months)	66	--	82	65	19	--	94	49	51
Median Sentence (months)	46	--	69	48	5	--	76	18	6

IMPRISONMENT

Total Receiving Imprisonment	500	0	173	179	19	2	13	3	111
Prison Only	496	0	172	179	18	2	12	3	110
Up to 12 Months	86	0	11	6	5	0	0	1	63
13 to 60 Months	202	0	60	106	10	0	2	1	23
61 to 120 Months	122	0	63	42	3	1	6	1	6
Over 120 Months	86	0	38	25	0	1	4	0	18
Prison and Alternatives	4	0	1	0	1	0	1	0	1

PROBATION

Total Receiving Probation	55	0	18	13	12	0	1	0	11
Probation Only	47	0	14	11	11	0	1	0	10
Probation and Alternatives	8	0	4	2	1	0	0	0	1

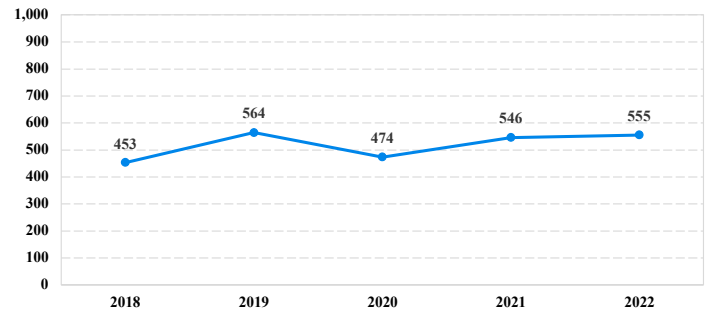
FINE ONLY

Total	0	0	0	0	0	0	0	0	0
--------------	----------	----------	----------	----------	----------	----------	----------	----------	----------

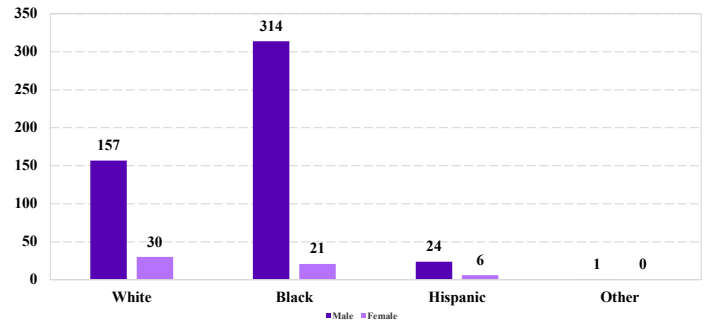
Cases with indeterminable sentence terms are excluded from the calculation of the Mean Sentence or Median Sentence category. Sentences greater than 470 months and probation were included in the sentence average computations as 470 months and zero months, respectively. Cases in the Total Receiving Imprisonment, Total Receiving Probation, and Fine Only categories total 100 percent of all cases. Cases missing information required for a specific analysis were excluded from that analysis. Descriptions of variables used in this analysis are provided in Appendix A.

SOURCE: U.S. Sentencing Commission, 2018 - 2022 Datafiles, USSCFY18 - USSCFY22.

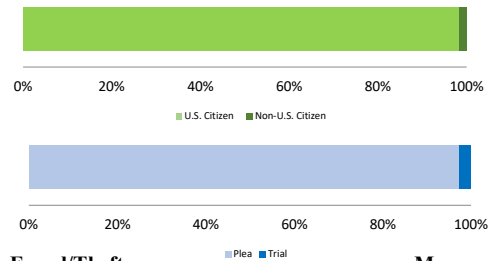
Number of Federal Offenders Over Time



Race and Gender



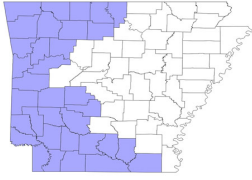
Citizenship, Guilty Pleas, and Trials



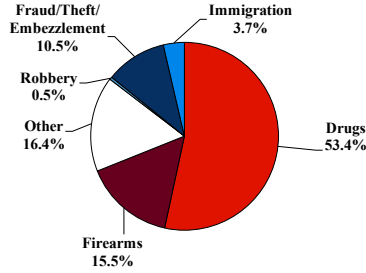
District at a Glance

Western District of Arkansas

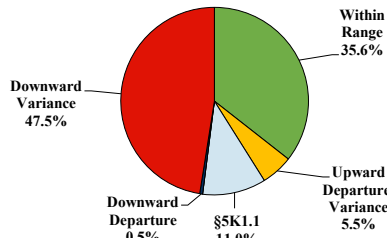
Fiscal Year 2022



Type of Crime



Sentence Imposed Relative to the Guideline Range



SENTENCING INFORMATION BY TYPE OF CRIME

	TOTAL	Immigration	Drug Trafficking	Firearms	Fraud/Theft /Embezzle	Robbery	Child Porn	Money Laundering	All Other
TOTAL	219	8	117	34	23	1	7	6	23
Mean Sentence (months)	97	30	120	68	15	--	108	120	112
Median Sentence (months)	74	30	100	62	12	--	97	88	33

IMPRISONMENT

Total Receiving Imprisonment	206	8	117	34	15	1	7	5	19
Prison Only	203	8	116	34	13	1	7	5	19
Up to 12 Months	6	2	0	2	2	0	0	0	0
13 to 60 Months	70	6	24	15	11	0	1	0	13
61 to 120 Months	71	0	50	15	0	0	3	3	0
Over 120 Months	56	0	42	2	0	1	3	2	6
Prison and Alternatives	3	0	1	0	2	0	0	0	0

PROBATION

Total Receiving Probation	13	0	0	0	8	0	0	1	4
Probation Only	7	0	0	0	5	0	0	0	2
Probation and Alternatives	6	0	0	0	3	0	0	1	2

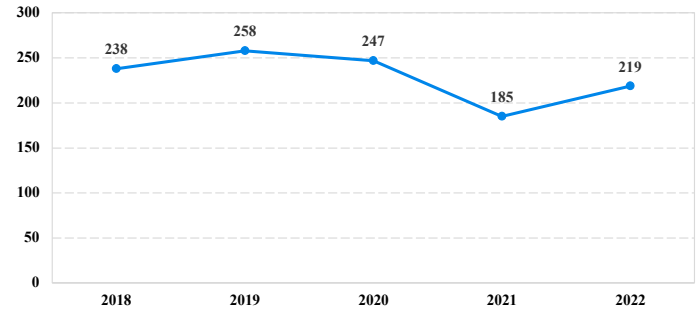
FINE ONLY

0	0	0	0	0	0	0	0	0	0
----------	----------	----------	----------	----------	----------	----------	----------	----------	----------

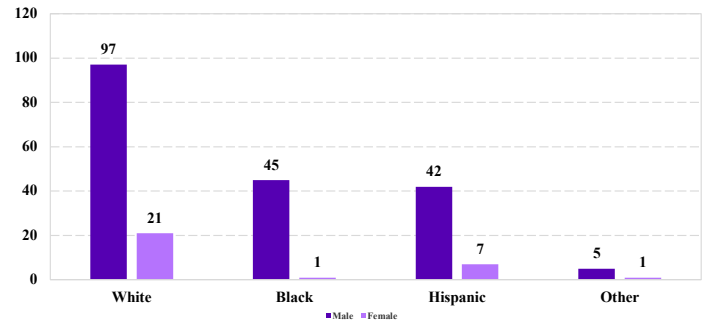
Cases with indeterminable sentence terms are excluded from the calculation of the Mean Sentence or Median Sentence category. Sentences greater than 470 months and probation were included in the sentence average computations as 470 months and zero months, respectively. Cases in the Total Receiving Imprisonment, Total Receiving Probation, and Fine Only categories total 100 percent of all cases. Cases missing information required for a specific analysis were excluded from that analysis. Descriptions of variables used in this analysis are provided in Appendix A.

SOURCE: U.S. Sentencing Commission, 2018 - 2022 Datafiles, USSCFY18 - USSCFY22.

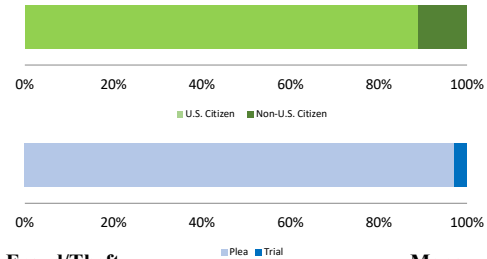
Number of Federal Offenders Over Time



Race and Gender



Citizenship, Guilty Pleas, and Trials



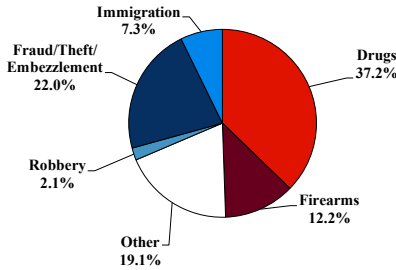
District at a Glance

Central District of California

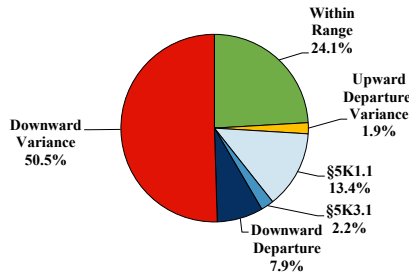
Fiscal Year 2022



Type of Crime



Sentence Imposed Relative to the Guideline Range



SENTENCING INFORMATION BY TYPE OF CRIME

	TOTAL	Immigration	Drug Trafficking	Firearms	Fraud/Theft /Embezzle	Robbery	Child Porn	Money Laundering	All Other
TOTAL	1,128	82	416	138	248	24	30	35	155
Mean Sentence (months)	53	23	77	40	25	94	72	34	59
Median Sentence (months)	36	18	60	36	14	70	57	13	15

IMPRISONMENT

Total Receiving Imprisonment	1,013	74	409	132	202	24	30	26	116
Prison Only	946	74	389	125	171	23	29	24	111
Up to 12 Months	139	25	28	7	48	1	1	4	25
13 to 60 Months	492	46	164	94	100	9	15	13	51
61 to 120 Months	206	3	134	22	18	6	9	4	10
Over 120 Months	109	0	63	2	5	7	4	3	25
Prison and Alternatives	67	0	20	7	31	1	1	2	5

PROBATION

Total Receiving Probation	109	8	7	6	44	0	0	9	35
Probation Only	68	5	2	4	29	0	0	5	23
Probation and Alternatives	41	3	5	2	15	0	0	4	12

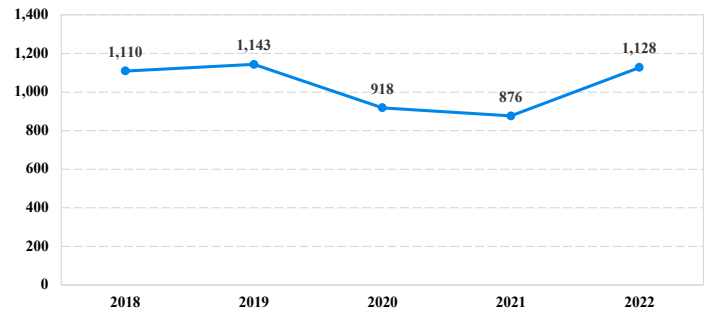
FINE ONLY

FINE ONLY	6	0	0	0	2	0	0	0	4
------------------	----------	----------	----------	----------	----------	----------	----------	----------	----------

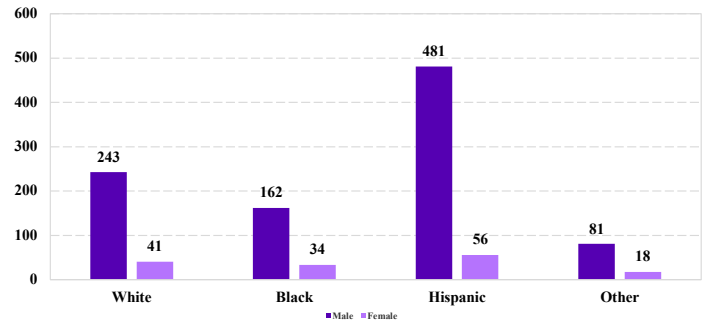
Cases with indeterminable sentence terms are excluded from the calculation of the Mean Sentence or Median Sentence category. Sentences greater than 470 months and probation were included in the sentence average computations as 470 months and zero months, respectively. Cases in the Total Receiving Imprisonment, Total Receiving Probation, and Fine Only categories total 100 percent of all cases. Cases missing information required for a specific analysis were excluded from that analysis. Descriptions of variables used in this analysis are provided in Appendix A.

SOURCE: U.S. Sentencing Commission, 2018 - 2022 Datafiles, USSCFY18 - USSCFY22.

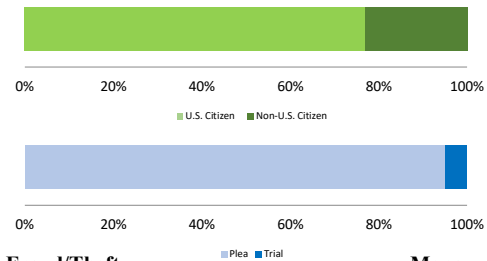
Number of Federal Offenders Over Time



Race and Gender



Citizenship, Guilty Pleas, and Trials



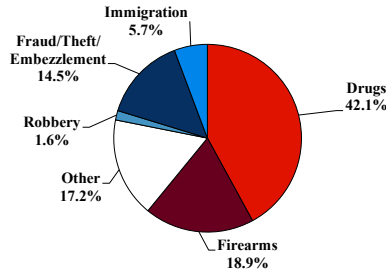
District at a Glance

Eastern District of California

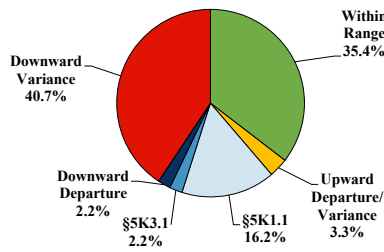
Fiscal Year 2022



Type of Crime



Sentence Imposed Relative to the Guideline Range



SENTENCING INFORMATION BY TYPE OF CRIME

	TOTAL	Immigration	Drug Trafficking	Firearms	Fraud/Theft /Embezzle	Robbery	Child Porn	Money Laundering	All Other
Total	366	21	154	69	53	6	7	7	49
Mean Sentence (months)	70	31	83	54	40	140	184	59	80
Median Sentence (months)	52	27	78	48	24	121	138	24	18

IMPRISONMENT

Total Receiving Imprisonment	346	20	150	66	48	6	7	7	42
Prison Only	322	20	143	63	41	6	6	6	37
Up to 12 Months	27	1	7	2	8	0	0	1	8
13 to 60 Months	146	17	47	41	24	0	1	2	14
61 to 120 Months	97	2	57	20	6	3	2	2	5
Over 120 Months	52	0	32	0	3	3	3	1	10
Prison and Alternatives	24	0	7	3	7	0	1	1	5

PROBATION

Total Receiving Probation	18	1	4	3	4	0	0	0	6
Probation Only	14	1	3	3	2	0	0	0	5
Probation and Alternatives	4	0	1	0	2	0	0	0	1

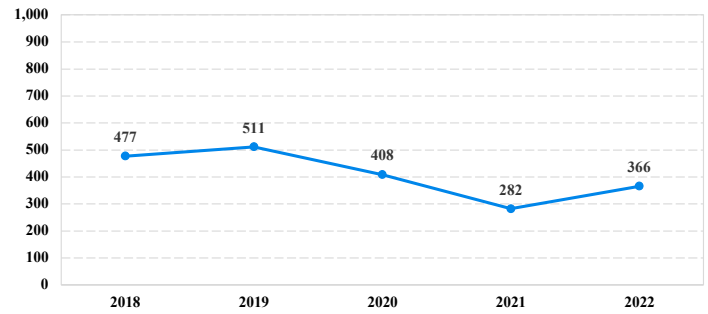
FINE ONLY

Total	2	0	0	0	1	0	0	0	1
--------------	----------	----------	----------	----------	----------	----------	----------	----------	----------

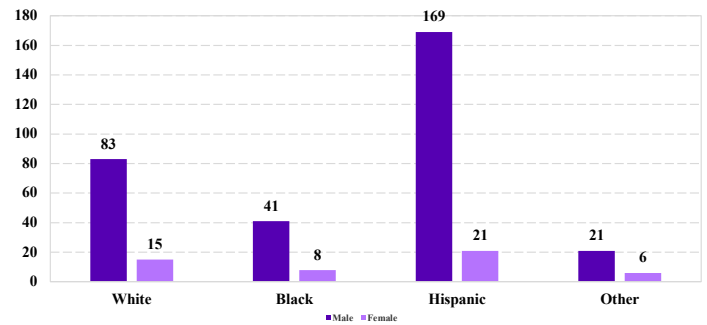
Cases with indeterminable sentence terms are excluded from the calculation of the Mean Sentence or Median Sentence category. Sentences greater than 470 months and probation were included in the sentence average computations as 470 months and zero months, respectively. Cases in the Total Receiving Imprisonment, Total Receiving Probation, and Fine Only categories total 100 percent of all cases. Cases missing information required for a specific analysis were excluded from that analysis. Descriptions of variables used in this analysis are provided in Appendix A.

SOURCE: U.S. Sentencing Commission, 2018 - 2022 Datafiles, USSCFY18 - USSCFY22.

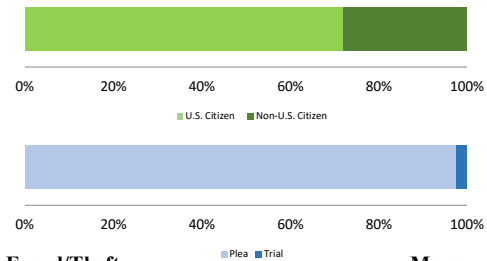
Number of Federal Offenders Over Time



Race and Gender



Citizenship, Guilty Pleas, and Trials



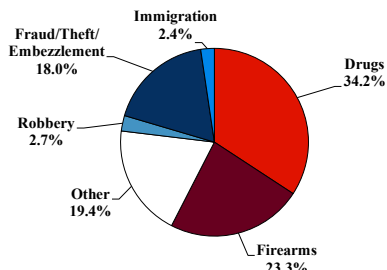
District at a Glance

Northern District of California

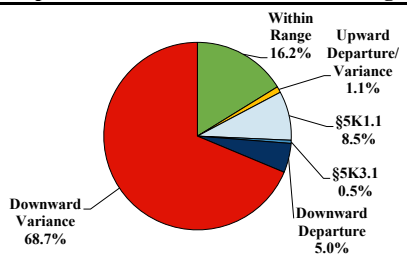
Fiscal Year 2022



Type of Crime



Sentence Imposed Relative to the Guideline Range



SENTENCING INFORMATION BY TYPE OF CRIME

	TOTAL	Immigration	Drug Trafficking	Firearms	Fraud/Theft /Embezzle	Robbery	Child Porn	Money Laundering	All Other
TOTAL	377	9	129	88	68	10	18	2	53
Mean Sentence (months)	43	17	43	29	22	45	82	--	87
Median Sentence (months)	30	12	36	29	15	50	68	--	48

IMPRISONMENT

Total Receiving Imprisonment	337	7	123	82	51	9	17	2	46
Prison Only	329	6	121	79	51	9	17	2	44
Up to 12 Months	68	2	27	14	11	2	0	0	12
13 to 60 Months	179	3	62	60	35	3	6	2	8
61 to 120 Months	62	1	28	5	5	4	9	0	10
Over 120 Months	20	0	4	0	0	0	2	0	14
Prison and Alternatives	8	1	2	3	0	0	0	0	2

PROBATION

Total Receiving Probation	40	2	6	6	17	1	1	0	7
Probation Only	32	2	5	6	12	1	1	0	5
Probation and Alternatives	8	0	1	0	5	0	0	0	2

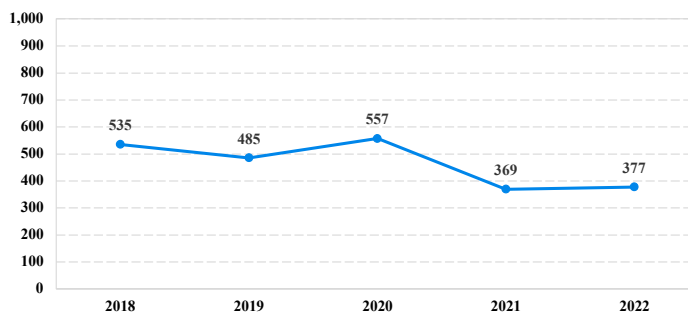
FINE ONLY

FINE ONLY	0	0	0	0	0	0	0	0	0
------------------	----------	----------	----------	----------	----------	----------	----------	----------	----------

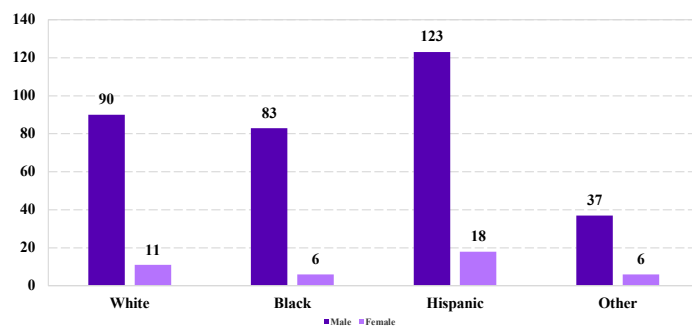
Cases with indeterminable sentence terms are excluded from the calculation of the Mean Sentence or Median Sentence category. Sentences greater than 470 months and probation were included in the sentence average computations as 470 months and zero months, respectively. Cases in the Total Receiving Imprisonment, Total Receiving Probation, and Fine Only categories total 100 percent of all cases. Cases missing information required for a specific analysis were excluded from that analysis. Descriptions of variables used in this analysis are provided in Appendix A.

SOURCE: U.S. Sentencing Commission, 2018 - 2022 Datafiles, USSCFY18 - USSCFY22.

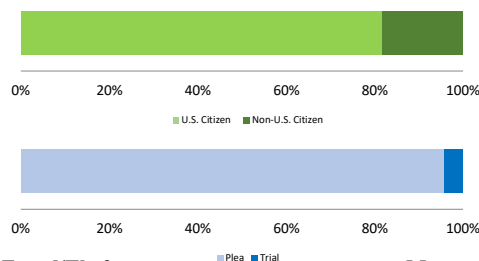
Number of Federal Offenders Over Time



Race and Gender



Citizenship, Guilty Pleas, and Trials



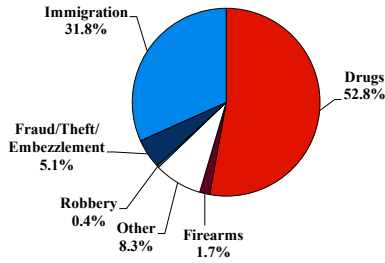
District at a Glance

Southern District of California

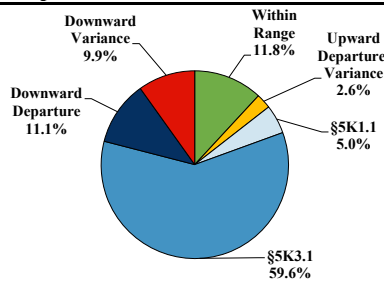
Fiscal Year 2022



Type of Crime



Sentence Imposed Relative to the Guideline Range



SENTENCING INFORMATION BY TYPE OF CRIME

	TOTAL	Immigration	Drug Trafficking	Firearms	Fraud/Theft /Embezzle	Robbery	Child Porn	Money Laundering	All Other
Total	3,474	1,103	1,827	59	176	13	11	102	183
Mean Sentence (months)	27	13	37	27	14	84	97	32	17
Median Sentence (months)	18	12	30	24	12	57	84	14	5

IMPRISONMENT

	TOTAL	Immigration	Drug Trafficking	Firearms	Fraud/Theft /Embezzle	Robbery	Child Porn	Money Laundering	All Other
Total Receiving Imprisonment	3,367	1,091	1,795	59	152	13	11	96	150
Prison Only	3,083	1,051	1,595	52	132	12	10	88	143
Up to 12 Months	837	549	94	9	54	1	0	35	95
13 to 60 Months	1,965	493	1,271	39	77	5	3	41	36
61 to 120 Months	239	8	204	4	1	4	5	6	7
Over 120 Months	42	1	26	0	0	2	2	6	5
Prison and Alternatives	284	40	200	7	20	1	1	8	7

PROBATION

	TOTAL	Immigration	Drug Trafficking	Firearms	Fraud/Theft /Embezzle	Robbery	Child Porn	Money Laundering	All Other
Total Receiving Probation	105	12	32	0	24	0	0	6	31
Probation Only	73	6	19	0	19	0	0	4	25
Probation and Alternatives	32	6	13	0	5	0	0	2	6

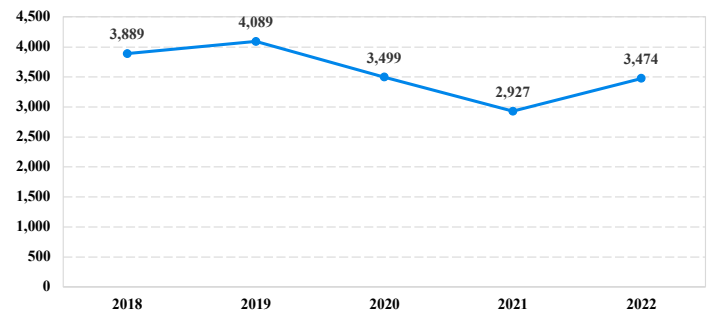
FINE ONLY

	TOTAL	Immigration	Drug Trafficking	Firearms	Fraud/Theft /Embezzle	Robbery	Child Porn	Money Laundering	All Other
Total	2	0	0	0	0	0	0	0	2

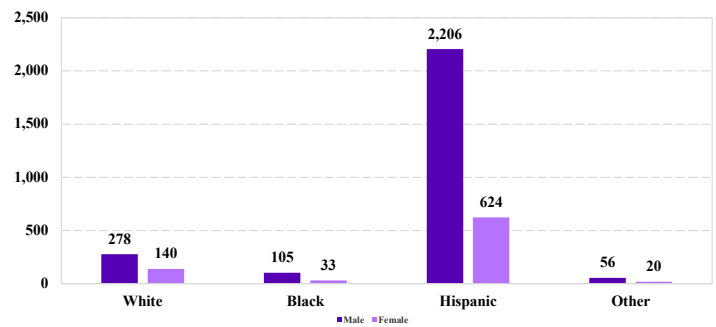
Cases with indeterminable sentence terms are excluded from the calculation of the Mean Sentence or Median Sentence category. Sentences greater than 470 months and probation were included in the sentence average computations as 470 months and zero months, respectively. Cases in the Total Receiving Imprisonment, Total Receiving Probation, and Fine Only categories total 100 percent of all cases. Cases missing information required for a specific analysis were excluded from that analysis. Descriptions of variables used in this analysis are provided in Appendix A.

SOURCE: U.S. Sentencing Commission, 2018 - 2022 Datafiles, USSCFY18 - USSCFY22.

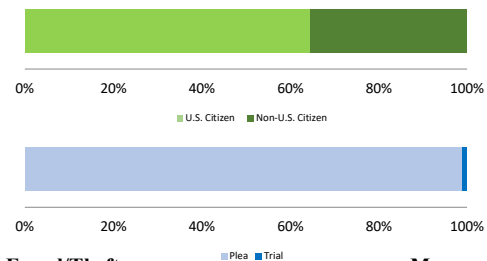
Number of Federal Offenders Over Time



Race and Gender



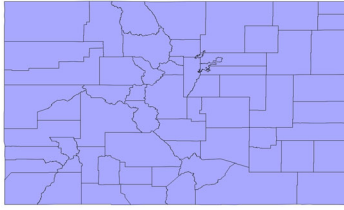
Citizenship, Guilty Pleas, and Trials



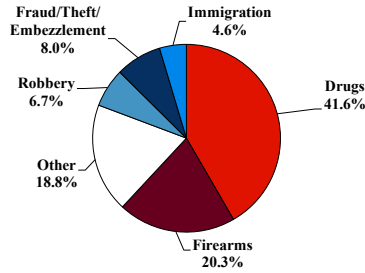
District at a Glance

District of Colorado

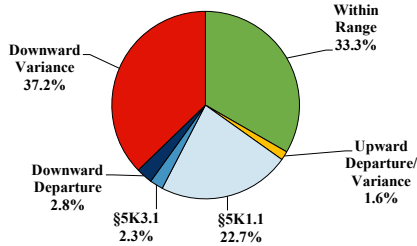
Fiscal Year 2022



Type of Crime



Sentence Imposed Relative to the Guideline Range



SENTENCING INFORMATION BY TYPE OF CRIME

	TOTAL	Immigration	Drug Trafficking	Firearms	Fraud/Theft /Embezzle	Robbery	Child Porn	Money Laundering	All Other
Total	389	18	161	79	31	26	1	7	66
Mean Sentence (months)	62	20	79	47	15	103	--	66	56
Median Sentence (months)	48	18	72	42	9	84	--	62	12

IMPRISONMENT

Total Receiving Imprisonment	343	18	153	74	20	24	1	6	47
Prison Only	337	18	152	73	19	22	1	6	46
Up to 12 Months	32	6	6	4	5	0	0	0	11
13 to 60 Months	153	12	56	47	13	5	0	2	18
61 to 120 Months	109	0	66	21	1	10	1	3	7
Over 120 Months	43	0	24	1	0	7	0	1	10
Prison and Alternatives	6	0	1	1	1	2	0	0	1

PROBATION

Total Receiving Probation	46	0	8	5	11	2	0	1	19
Probation Only	38	0	7	3	7	2	0	1	18
Probation and Alternatives	8	0	1	2	4	0	0	0	1

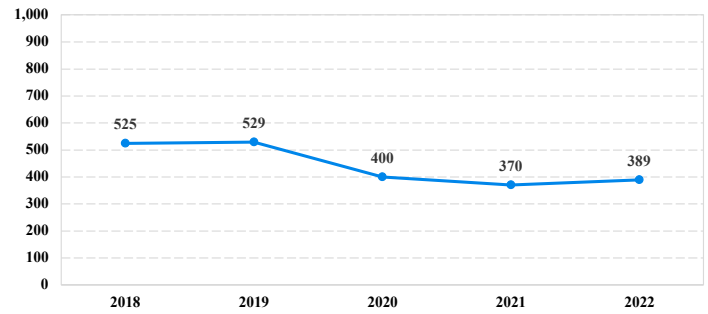
FINE ONLY

Total	0	0	0	0	0	0	0	0	0
--------------	----------	----------	----------	----------	----------	----------	----------	----------	----------

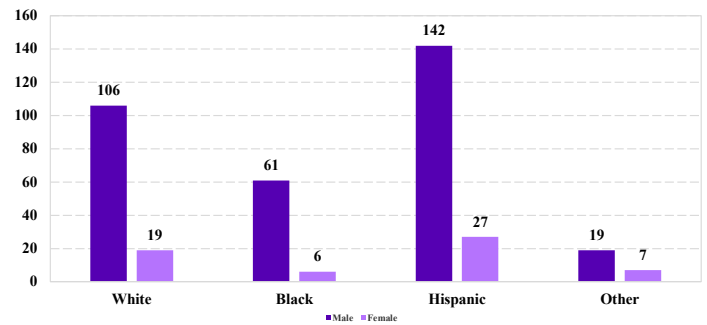
Cases with indeterminable sentence terms are excluded from the calculation of the Mean Sentence or Median Sentence category. Sentences greater than 470 months and probation were included in the sentence average computations as 470 months and zero months, respectively. Cases in the Total Receiving Imprisonment, Total Receiving Probation, and Fine Only categories total 100 percent of all cases. Cases missing information required for a specific analysis were excluded from that analysis. Descriptions of variables used in this analysis are provided in Appendix A.

SOURCE: U.S. Sentencing Commission, 2018 - 2022 Datafiles, USSCFY18 - USSCFY22.

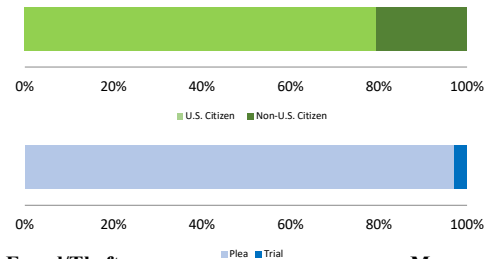
Number of Federal Offenders Over Time



Race and Gender



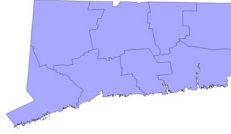
Citizenship, Guilty Pleas, and Trials



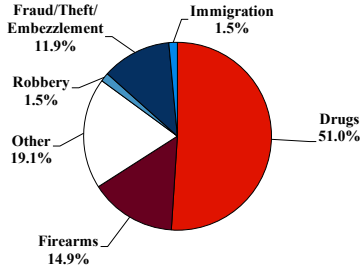
District at a Glance

District of Connecticut

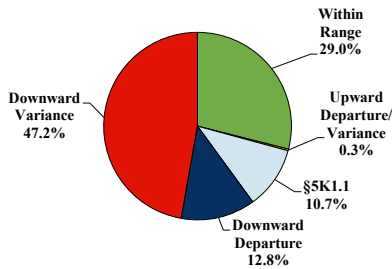
Fiscal Year 2022



Type of Crime



Sentence Imposed Relative to the Guideline Range



SENTENCING INFORMATION BY TYPE OF CRIME

	TOTAL	Immigration	Drug Trafficking	Firearms	Fraud/Theft /Embezzle	Robbery	Child Porn	Money Laundering	All Other
TOTAL	335	5	168	50	40	5	9	10	48
Mean Sentence (months)	49	3	41	32	26	84	88	84	104
Median Sentence (months)	33	0	36	25	12	96	72	39	68

IMPRISONMENT

Total Receiving Imprisonment	295	3	153	46	31	5	9	8	40
Prison Only	283	3	149	44	28	5	9	8	37
Up to 12 Months	64	3	36	11	7	0	2	0	5
13 to 60 Months	138	0	79	27	17	1	2	4	8
61 to 120 Months	56	0	29	6	4	4	2	1	10
Over 120 Months	25	0	5	0	0	0	3	3	14
Prison and Alternatives	12	0	4	2	3	0	0	0	3

PROBATION

Total Receiving Probation	39	2	15	4	9	0	0	1	8
Probation Only	29	2	13	3	3	0	0	1	7
Probation and Alternatives	10	0	2	1	6	0	0	0	1

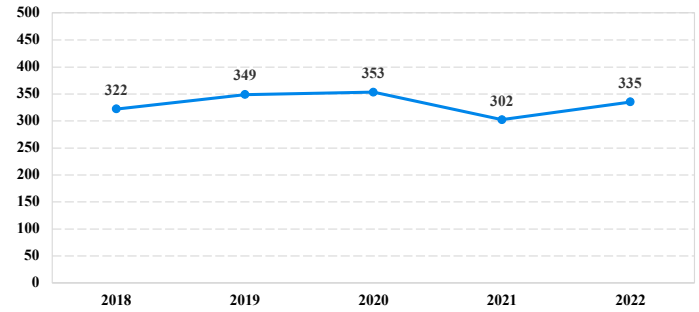
FINE ONLY

FINE ONLY	1	0	0	0	0	0	0	1	0
------------------	----------	----------	----------	----------	----------	----------	----------	----------	----------

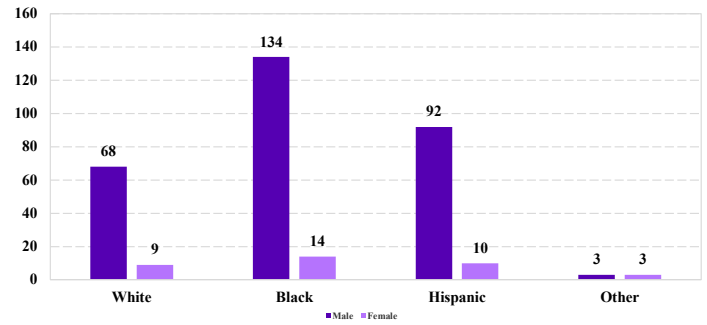
Cases with indeterminable sentence terms are excluded from the calculation of the Mean Sentence or Median Sentence category. Sentences greater than 470 months and probation were included in the sentence average computations as 470 months and zero months, respectively. Cases in the Total Receiving Imprisonment, Total Receiving Probation, and Fine Only categories total 100 percent of all cases. Cases missing information required for a specific analysis were excluded from that analysis. Descriptions of variables used in this analysis are provided in Appendix A.

SOURCE: U.S. Sentencing Commission, 2018 - 2022 Datafiles, USSCFY18 - USSCFY22.

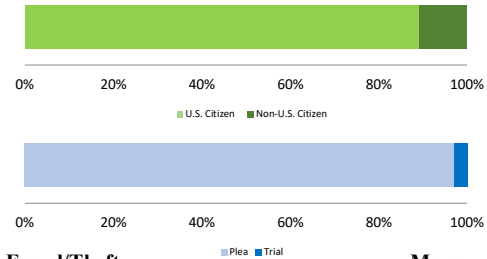
Number of Federal Offenders Over Time



Race and Gender



Citizenship, Guilty Pleas, and Trials



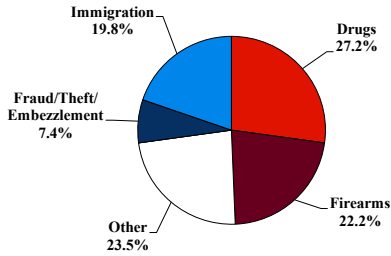
District at a Glance

District of Delaware

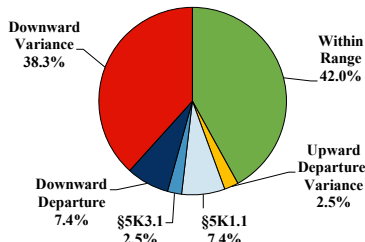
Fiscal Year 2022



Type of Crime



Sentence Imposed Relative to the Guideline Range



SENTENCING INFORMATION BY TYPE OF CRIME

	TOTAL	Immigration	Drug Trafficking	Firearms	Fraud/Theft /Embezzle	Robbery	Child Porn	Money Laundering	All Other
Total	81	16	22	18	6	0	2	2	15
Mean Sentence (months)	64	8	76	53	14	--	--	--	146
Median Sentence (months)	36	5	65	53	6	--	--	--	135

IMPRISONMENT

Total Receiving Imprisonment	76	16	21	17	3	0	2	2	15
Prison Only	75	16	21	16	3	0	2	2	15
Up to 12 Months	22	13	1	1	1	0	0	0	6
13 to 60 Months	26	3	9	9	2	0	1	2	0
61 to 120 Months	16	0	9	5	0	0	1	0	1
Over 120 Months	11	0	2	1	0	0	0	0	8
Prison and Alternatives	1	0	0	1	0	0	0	0	0

PROBATION

Total Receiving Probation	5	0	1	1	3	0	0	0	0
Probation Only	3	0	1	1	1	0	0	0	0
Probation and Alternatives	2	0	0	0	2	0	0	0	0

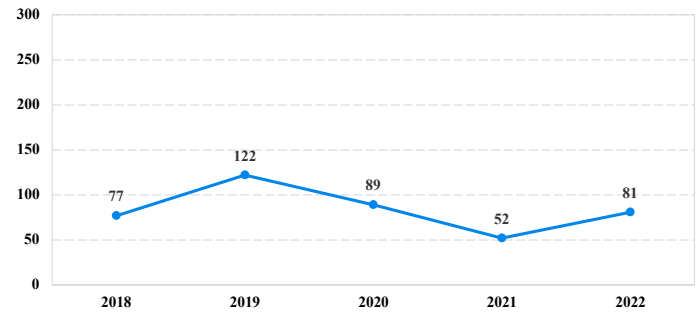
FINE ONLY

Total	0	0	0	0	0	0	0	0	0
--------------	----------	----------	----------	----------	----------	----------	----------	----------	----------

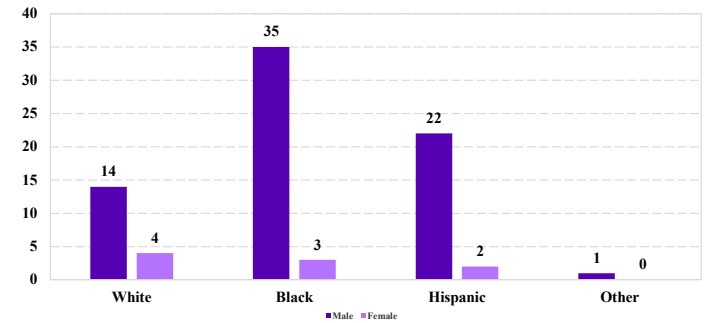
Cases with indeterminable sentence terms are excluded from the calculation of the Mean Sentence or Median Sentence category. Sentences greater than 470 months and probation were included in the sentence average computations as 470 months and zero months, respectively. Cases in the Total Receiving Imprisonment, Total Receiving Probation, and Fine Only categories total 100 percent of all cases. Cases missing information required for a specific analysis were excluded from that analysis. Descriptions of variables used in this analysis are provided in Appendix A.

SOURCE: U.S. Sentencing Commission, 2018 - 2022 Datafiles, USSCFY18 - USSCFY22.

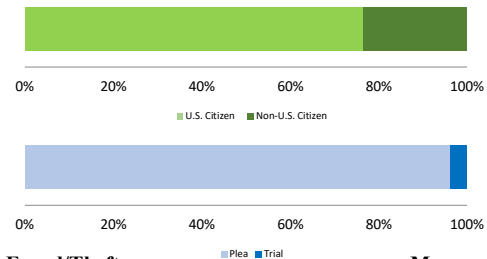
Number of Federal Offenders Over Time



Race and Gender



Citizenship, Guilty Pleas, and Trials



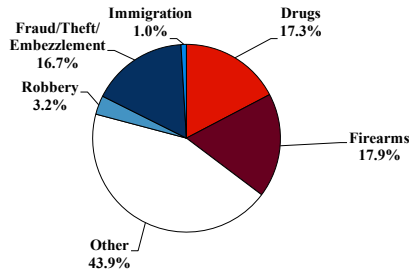
District at a Glance

District of Columbia

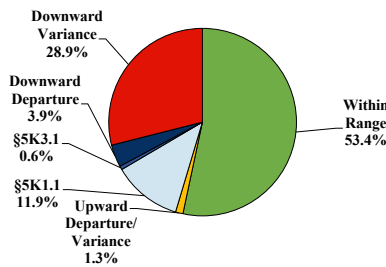
Fiscal Year 2022



Type of Crime



Sentence Imposed Relative to the Guideline Range



SENTENCING INFORMATION BY TYPE OF CRIME

	TOTAL	Immigration	Drug Trafficking	Firearms	Fraud/Theft /Embezzle	Robbery	Child Porn	Money Laundering	All Other
Total	312	3	53	56	52	10	14	7	117
Mean Sentence (months)	44	14	64	47	19	83	68	48	40
Median Sentence (months)	32	6	60	42	12	88	69	44	12

IMPRISONMENT

Total Receiving Imprisonment	267	2	53	56	39	10	14	6	87
Prison Only	258	2	51	55	35	9	14	6	86
Up to 12 Months	50	1	6	1	10	1	1	1	29
13 to 60 Months	138	1	23	42	23	2	5	3	39
61 to 120 Months	53	0	19	12	2	2	7	2	9
Over 120 Months	17	0	3	0	0	4	1	0	9
Prison and Alternatives	9	0	2	1	4	1	0	0	1

PROBATION

Total Receiving Probation	45	1	0	0	13	0	0	1	30
Probation Only	27	0	0	0	9	0	0	1	17
Probation and Alternatives	18	1	0	0	4	0	0	0	13

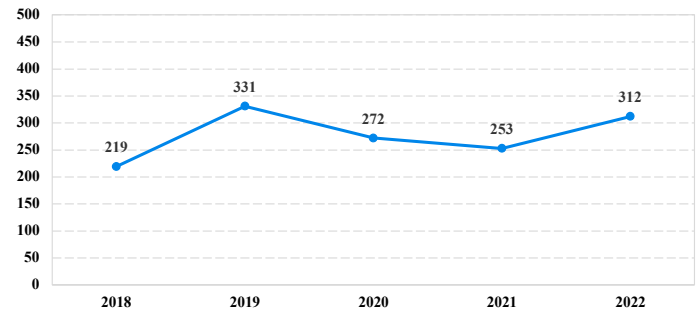
FINE ONLY

Total	0	0	0	0	0	0	0	0	0
--------------	----------	----------	----------	----------	----------	----------	----------	----------	----------

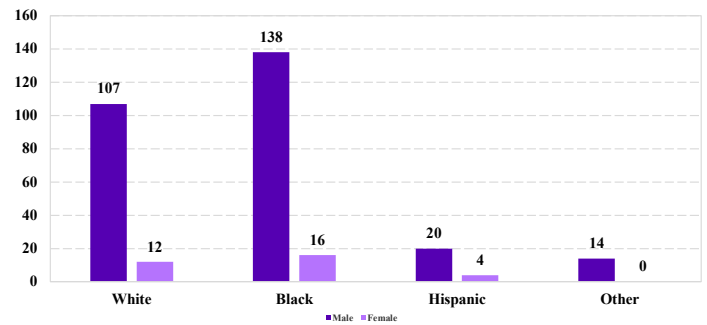
Cases with indeterminable sentence terms are excluded from the calculation of the Mean Sentence or Median Sentence category. Sentences greater than 470 months and probation were included in the sentence average computations as 470 months and zero months, respectively. Cases in the Total Receiving Imprisonment, Total Receiving Probation, and Fine Only categories total 100 percent of all cases. Cases missing information required for a specific analysis were excluded from that analysis. Descriptions of variables used in this analysis are provided in Appendix A.

SOURCE: U.S. Sentencing Commission, 2018 - 2022 Datafiles, USSCFY18 - USSCFY22.

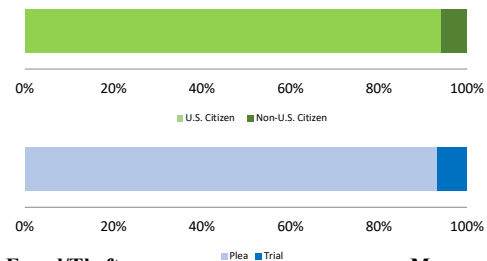
Number of Federal Offenders Over Time



Race and Gender



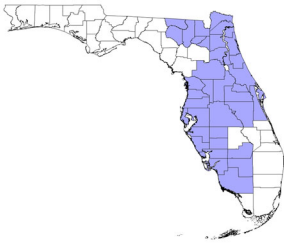
Citizenship, Guilty Pleas, and Trials



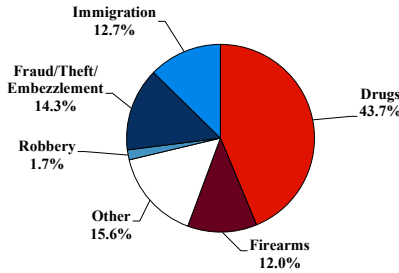
District at a Glance

Middle District of Florida

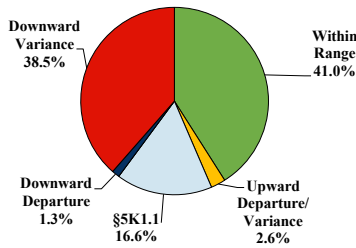
Fiscal Year 2022



Type of Crime



Sentence Imposed Relative to the Guideline Range



SENTENCING INFORMATION BY TYPE OF CRIME

	TOTAL	Immigration	Drug Trafficking	Firearms	Fraud/Theft /Embezzle	Robbery	Child Porn	Money Laundering	All Other
Total	1,018	129	444	122	146	17	28	22	110
Mean Sentence (months)	81	9	104	75	27	151	161	70	121
Median Sentence (months)	60	5	97	59	17	120	133	47	46

IMPRISONMENT

Total Receiving Imprisonment	936	116	439	116	107	17	28	22	91
Prison Only	925	116	434	115	105	17	28	21	89
Up to 12 Months	127	85	6	6	16	0	0	3	11
13 to 60 Months	300	30	96	58	70	3	4	9	30
61 to 120 Months	286	1	203	34	18	7	9	3	11
Over 120 Months	212	0	129	17	1	7	15	6	37
Prison and Alternatives	11	0	5	1	2	0	0	1	2

PROBATION

Total Receiving Probation	81	13	5	6	38	0	0	0	19
Probation Only	62	12	3	3	30	0	0	0	14
Probation and Alternatives	19	1	2	3	8	0	0	0	5

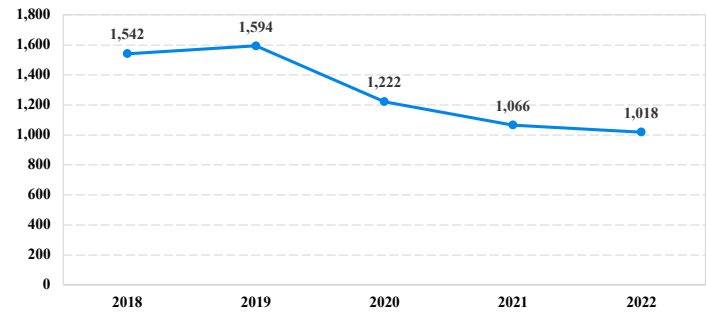
FINE ONLY

Total	1	0	0	0	1	0	0	0	0
--------------	----------	----------	----------	----------	----------	----------	----------	----------	----------

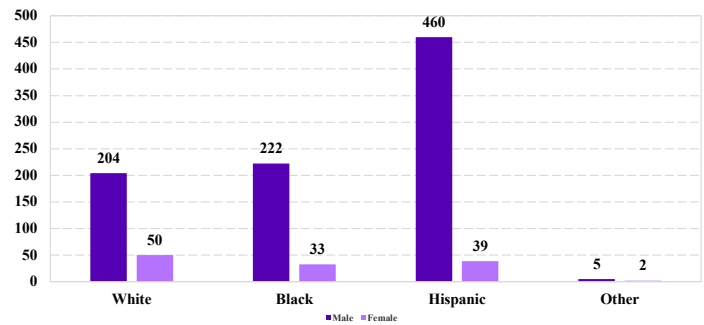
Cases with indeterminable sentence terms are excluded from the calculation of the Mean Sentence or Median Sentence category. Sentences greater than 470 months and probation were included in the sentence average computations as 470 months and zero months, respectively. Cases in the Total Receiving Imprisonment, Total Receiving Probation, and Fine Only categories total 100 percent of all cases. Cases missing information required for a specific analysis were excluded from that analysis. Descriptions of variables used in this analysis are provided in Appendix A.

SOURCE: U.S. Sentencing Commission, 2018 - 2022 Datafiles, USSCFY18 - USSCFY22.

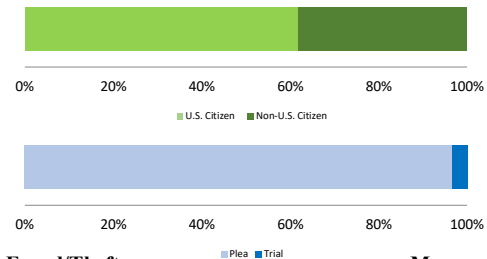
Number of Federal Offenders Over Time



Race and Gender



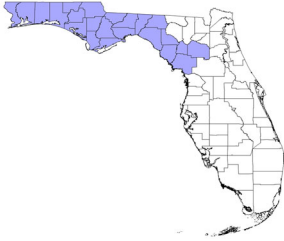
Citizenship, Guilty Pleas, and Trials



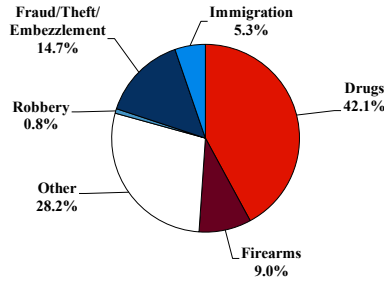
District at a Glance

Northern District of Florida

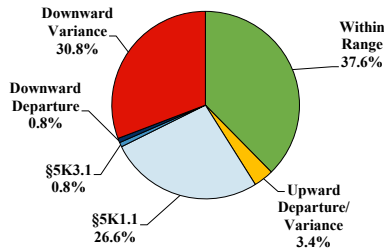
Fiscal Year 2022



Type of Crime



Sentence Imposed Relative to the Guideline Range



SENTENCING INFORMATION BY TYPE OF CRIME

	TOTAL	Immigration	Drug Trafficking	Firearms	Fraud/Theft /Embezzle	Robbery	Child Porn	Money Laundering	All Other
Total	266	14	103	24	39	2	12	3	69
Mean Sentence (months)	83	6	91	108	31	--	145	216	85
Median Sentence (months)	48	6	72	69	24	--	87	168	24

IMPRISONMENT

Total Receiving Imprisonment	240	14	100	23	31	2	12	3	55
Prison Only	233	14	98	23	29	2	12	3	52
Up to 12 Months	43	12	10	0	5	0	0	0	16
13 to 60 Months	77	2	33	9	19	0	1	0	13
61 to 120 Months	57	0	31	8	4	0	7	1	6
Over 120 Months	56	0	24	6	1	2	4	2	17
Prison and Alternatives	7	0	2	0	2	0	0	0	3

PROBATION

Total Receiving Probation	25	0	3	1	8	0	0	0	13
Probation Only	22	0	3	0	7	0	0	0	12
Probation and Alternatives	3	0	0	1	1	0	0	0	1

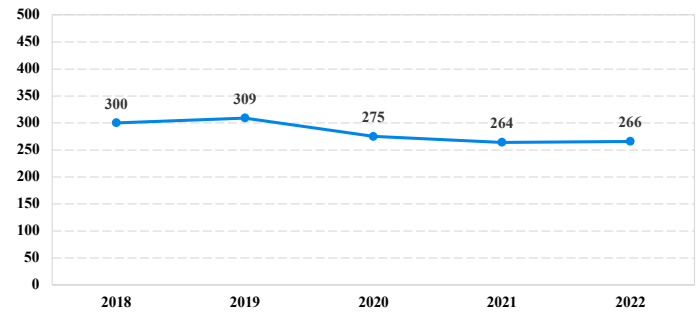
FINE ONLY

Total	1	0	0	0	0	0	0	0	1
--------------	----------	----------	----------	----------	----------	----------	----------	----------	----------

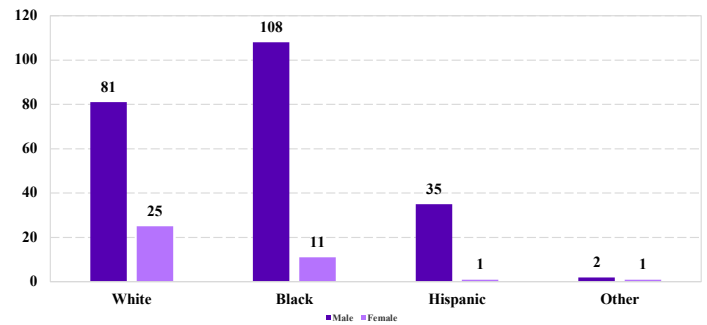
Cases with indeterminable sentence terms are excluded from the calculation of the Mean Sentence or Median Sentence category. Sentences greater than 470 months and probation were included in the sentence average computations as 470 months and zero months, respectively. Cases in the Total Receiving Imprisonment, Total Receiving Probation, and Fine Only categories total 100 percent of all cases. Cases missing information required for a specific analysis were excluded from that analysis. Descriptions of variables used in this analysis are provided in Appendix A.

SOURCE: U.S. Sentencing Commission, 2018 - 2022 Datafiles, USSCFY18 - USSCFY22.

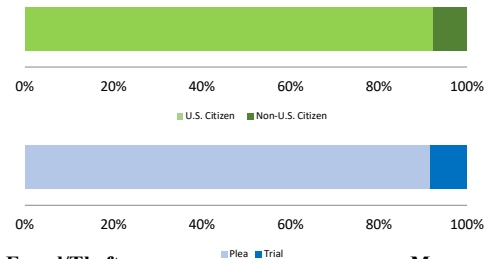
Number of Federal Offenders Over Time



Race and Gender



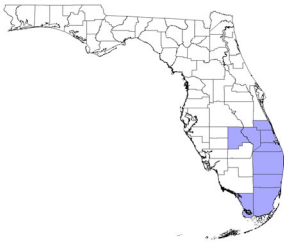
Citizenship, Guilty Pleas, and Trials



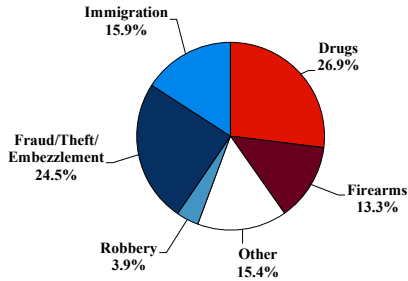
District at a Glance

Southern District of Florida

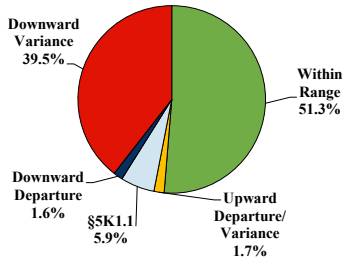
Fiscal Year 2022



Type of Crime



Sentence Imposed Relative to the Guideline Range



SENTENCING INFORMATION BY TYPE OF CRIME

	TOTAL	Immigration	Drug Trafficking	Firearms	Fraud/Theft /Embezzle	Robbery	Child Porn	Money Laundering	All Other
Total	1,719	273	462	229	422	67	38	61	167
Mean Sentence (months)	60	11	84	65	33	109	144	51	101
Median Sentence (months)	36	6	75	51	24	96	99	36	30

IMPRISONMENT

	TOTAL	Immigration	Drug Trafficking	Firearms	Fraud/Theft /Embezzle	Robbery	Child Porn	Money Laundering	All Other
Total Receiving Imprisonment	1,617	259	455	222	373	67	38	55	148
Prison Only	1,555	258	441	215	347	66	38	52	138
Up to 12 Months	246	172	19	5	29	1	0	3	17
13 to 60 Months	738	83	144	126	269	18	7	34	57
61 to 120 Months	363	3	193	63	39	23	18	8	16
Over 120 Months	208	0	85	21	10	24	13	7	48
Prison and Alternatives	62	1	14	7	26	1	0	3	10

PROBATION

	TOTAL	Immigration	Drug Trafficking	Firearms	Fraud/Theft /Embezzle	Robbery	Child Porn	Money Laundering	All Other
Total Receiving Probation	102	14	7	7	49	0	0	6	19
Probation Only	50	9	4	4	22	0	0	0	11
Probation and Alternatives	52	5	3	3	27	0	0	6	8

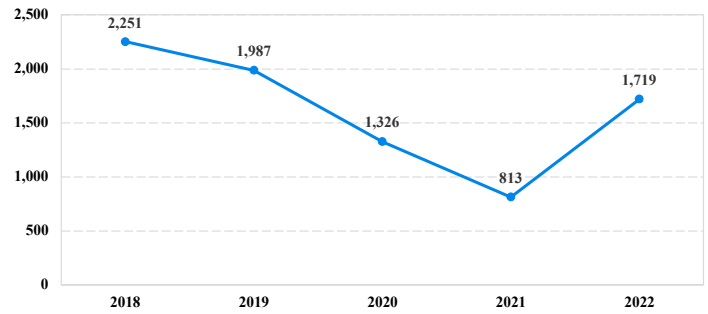
FINE ONLY

Total	0	0	0	0	0	0	0	0	0
--------------	----------	----------	----------	----------	----------	----------	----------	----------	----------

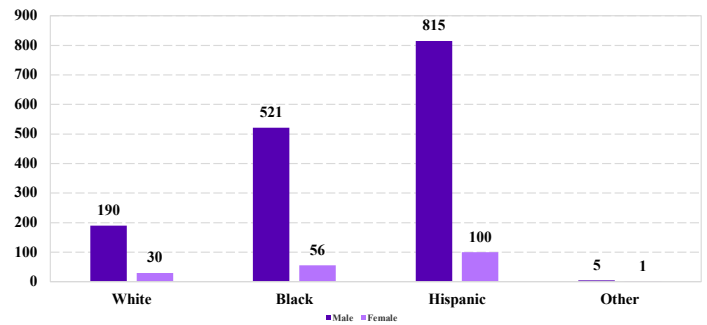
Cases with indeterminable sentence terms are excluded from the calculation of the Mean Sentence or Median Sentence category. Sentences greater than 470 months and probation were included in the sentence average computations as 470 months and zero months, respectively. Cases in the Total Receiving Imprisonment, Total Receiving Probation, and Fine Only categories total 100 percent of all cases. Cases missing information required for a specific analysis were excluded from that analysis. Descriptions of variables used in this analysis are provided in Appendix A.

SOURCE: U.S. Sentencing Commission, 2018 - 2022 Datafiles, USSCFY18 - USSCFY22.

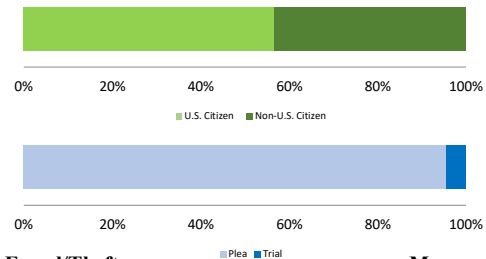
Number of Federal Offenders Over Time



Race and Gender



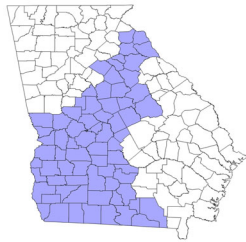
Citizenship, Guilty Pleas, and Trials



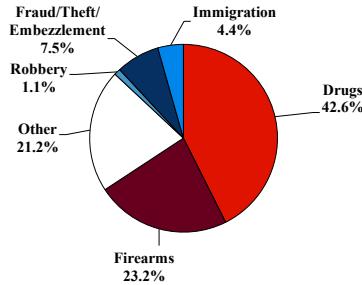
District at a Glance

Middle District of Georgia

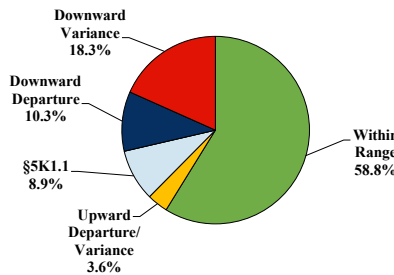
Fiscal Year 2022



Type of Crime



Sentence Imposed Relative to the Guideline Range



SENTENCING INFORMATION BY TYPE OF CRIME

	TOTAL	Immigration	Drug Trafficking	Firearms	Fraud/Theft /Embezzle	Robbery	Child Porn	Money Laundering	All Other
	453	20	185	105	34	5	9	1	94
Mean Sentence (months)	76	10	113	70	29	97	109	--	37
Median Sentence (months)	48	6	97	60	21	63	80	--	0

IMPRISONMENT

Total Receiving Imprisonment	376	20	172	103	26	5	9	1	40
Prison Only	376	20	172	103	26	5	9	1	40
Up to 12 Months	34	14	3	2	4	0	0	0	11
13 to 60 Months	159	6	49	59	20	2	3	1	19
61 to 120 Months	86	0	47	32	0	1	3	0	3
Over 120 Months	97	0	73	10	2	2	3	0	7
Prison and Alternatives	0	0	0	0	0	0	0	0	0

PROBATION

Total Receiving Probation	52	0	13	2	8	0	0	0	29
Probation Only	50	0	13	2	6	0	0	0	29
Probation and Alternatives	2	0	0	0	2	0	0	0	0

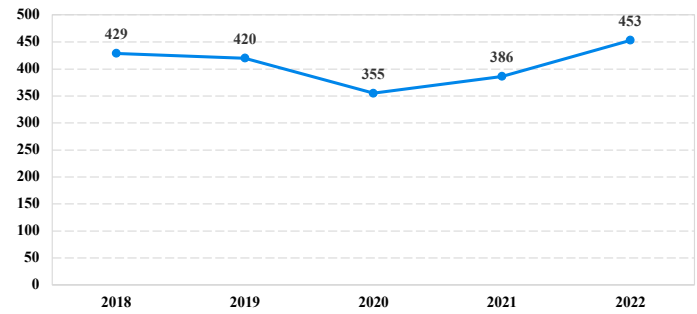
FINE ONLY

FINE ONLY	25	0	0	0	0	0	0	0	25
------------------	-----------	----------	----------	----------	----------	----------	----------	----------	-----------

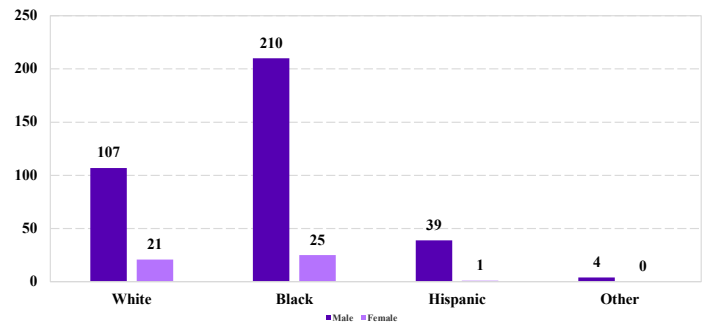
Cases with indeterminable sentence terms are excluded from the calculation of the Mean Sentence or Median Sentence category. Sentences greater than 470 months and probation were included in the sentence average computations as 470 months and zero months, respectively. Cases in the Total Receiving Imprisonment, Total Receiving Probation, and Fine Only categories total 100 percent of all cases. Cases missing information required for a specific analysis were excluded from that analysis. Descriptions of variables used in this analysis are provided in Appendix A.

SOURCE: U.S. Sentencing Commission, 2018 - 2022 Datafiles, USSCFY18 - USSCFY22.

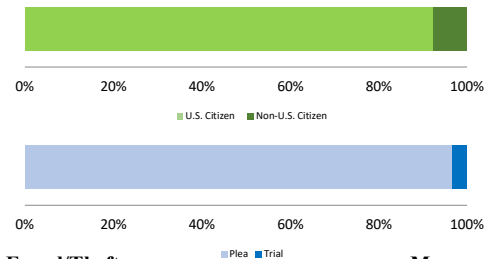
Number of Federal Offenders Over Time



Race and Gender



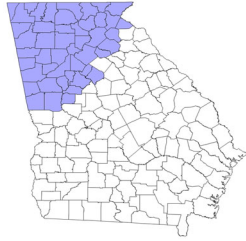
Citizenship, Guilty Pleas, and Trials



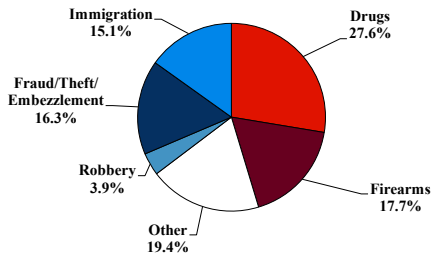
District at a Glance

Northern District of Georgia

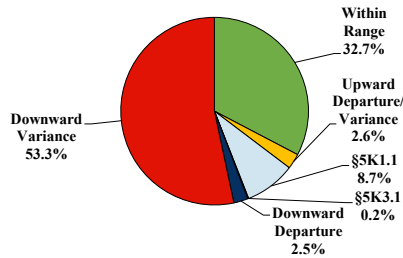
Fiscal Year 2022



Type of Crime



Sentence Imposed Relative to the Guideline Range



SENTENCING INFORMATION BY TYPE OF CRIME

	TOTAL	Immigration	Drug Trafficking	Firearms	Fraud/Theft /Embezzle	Robbery	Child Porn	Money Laundering	All Other
TOTAL	609	92	165	108	99	24	23	24	74
Mean Sentence (months)	66	7	91	51	33	143	81	86	112
Median Sentence (months)	42	5	72	46	27	123	60	62	60

IMPRISONMENT

Total Receiving Imprisonment	562	90	163	93	87	22	21	23	63
Prison Only	545	89	159	93	82	22	21	22	57
Up to 12 Months	89	67	0	4	12	0	0	0	6
13 to 60 Months	247	22	71	56	59	2	10	10	17
61 to 120 Months	111	0	43	27	10	8	6	7	10
Over 120 Months	98	0	45	6	1	12	5	5	24
Prison and Alternatives	17	1	4	0	5	0	0	1	6

PROBATION

Total Receiving Probation	47	2	2	15	12	2	2	1	11
Probation Only	30	2	2	10	3	1	0	1	11
Probation and Alternatives	17	0	0	5	9	1	2	0	0

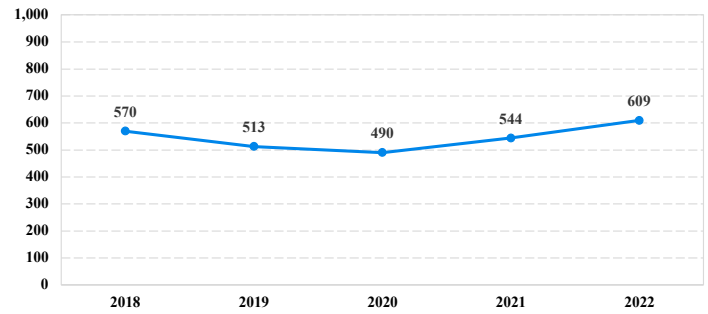
FINE ONLY

FINE ONLY	0	0	0	0	0	0	0	0	0
------------------	----------	----------	----------	----------	----------	----------	----------	----------	----------

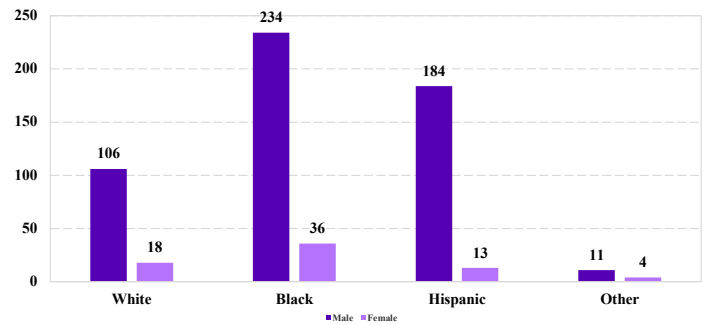
Cases with indeterminable sentence terms are excluded from the calculation of the Mean Sentence or Median Sentence category. Sentences greater than 470 months and probation were included in the sentence average computations as 470 months and zero months, respectively. Cases in the Total Receiving Imprisonment, Total Receiving Probation, and Fine Only categories total 100 percent of all cases. Cases missing information required for a specific analysis were excluded from that analysis. Descriptions of variables used in this analysis are provided in Appendix A.

SOURCE: U.S. Sentencing Commission, 2018 - 2022 Datafiles, USSCFY18 - USSCFY22.

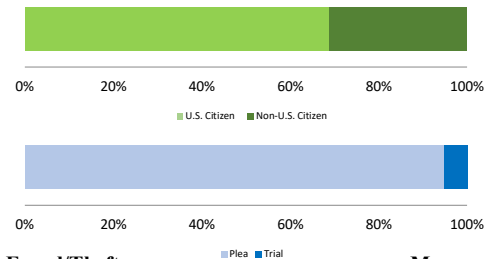
Number of Federal Offenders Over Time



Race and Gender



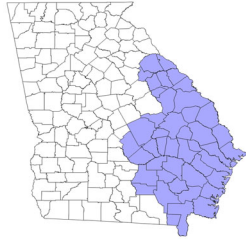
Citizenship, Guilty Pleas, and Trials



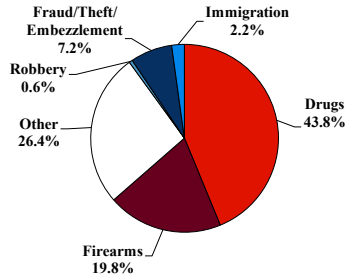
District at a Glance

Southern District of Georgia

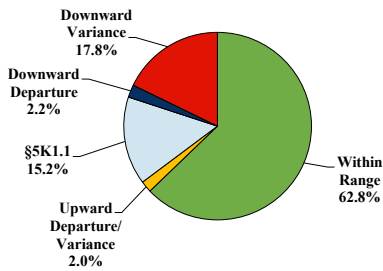
Fiscal Year 2022



Type of Crime



Sentence Imposed Relative to the Guideline Range



SENTENCING INFORMATION BY TYPE OF CRIME

	TOTAL	Immigration	Drug Trafficking	Firearms	Fraud/Theft /Embezzle	Robbery	Child Porn	Money Laundering	All Other
Total	500	11	211	99	36	3	11	7	122
Mean Sentence (months)	60	17	74	55	16	166	102	47	51
Median Sentence (months)	36	18	60	46	8	132	120	41	0

IMPRISONMENT

Total Receiving Imprisonment	423	11	197	96	22	3	11	6	77
Prison Only	416	11	193	96	20	3	11	5	77
Up to 12 Months	61	4	9	1	8	0	1	0	38
13 to 60 Months	188	7	82	66	11	0	1	4	17
61 to 120 Months	102	0	63	27	1	0	4	0	7
Over 120 Months	65	0	39	2	0	3	5	1	15
Prison and Alternatives	7	0	4	0	2	0	0	1	0

PROBATION

Total Receiving Probation	68	0	14	3	12	0	0	1	38
Probation Only	63	0	12	3	10	0	0	1	37
Probation and Alternatives	5	0	2	0	2	0	0	0	1

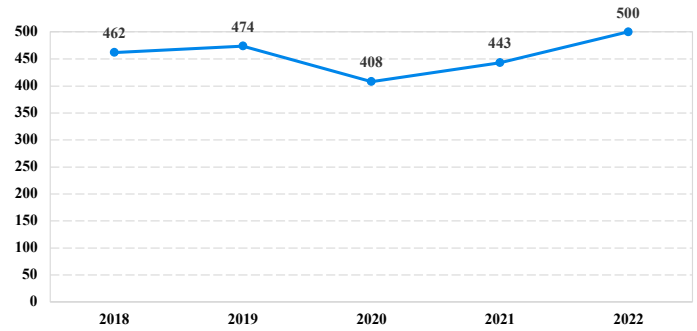
FINE ONLY

Total	9	0	0	0	2	0	0	0	7
--------------	----------	----------	----------	----------	----------	----------	----------	----------	----------

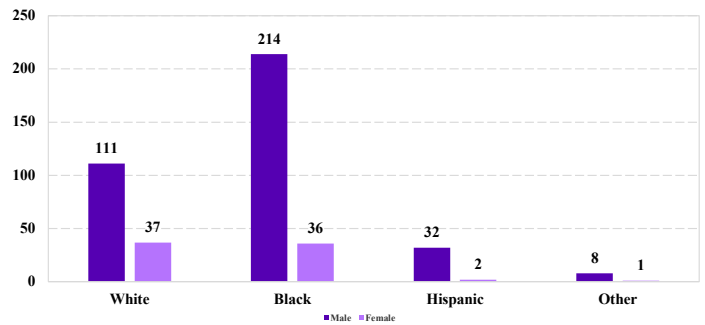
Cases with indeterminable sentence terms are excluded from the calculation of the Mean Sentence or Median Sentence category. Sentences greater than 470 months and probation were included in the sentence average computations as 470 months and zero months, respectively. Cases in the Total Receiving Imprisonment, Total Receiving Probation, and Fine Only categories total 100 percent of all cases. Cases missing information required for a specific analysis were excluded from that analysis. Descriptions of variables used in this analysis are provided in Appendix A.

SOURCE: U.S. Sentencing Commission, 2018 - 2022 Datafiles, USSCFY18 - USSCFY22.

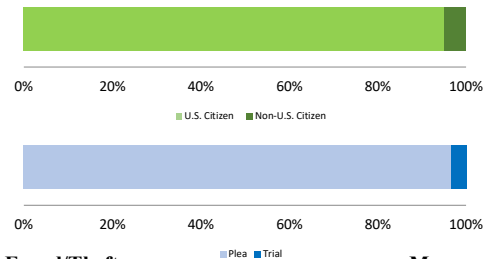
Number of Federal Offenders Over Time



Race and Gender



Citizenship, Guilty Pleas, and Trials



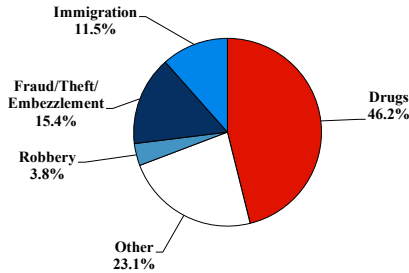
District at a Glance

District of Guam

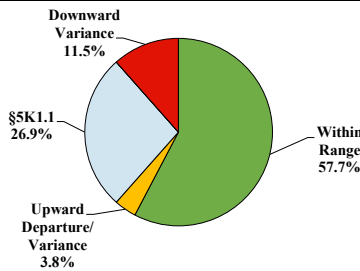
Fiscal Year 2022



Type of Crime



Sentence Imposed Relative to the Guideline Range



SENTENCING INFORMATION BY TYPE OF CRIME

	TOTAL	Immigration	Drug Trafficking	Firearms	Fraud/Theft /Embezzle	Robbery	Child Porn	Money Laundering	All Other
	26	3	12	0	4	1	1	2	3
Mean Sentence (months)	62	5	102	--	0	--	--	--	41
Median Sentence (months)	50	5	89	--	0	--	--	--	4

IMPRISONMENT

Total Receiving Imprisonment	20	2	11	0	1	1	1	2	2
Prison Only	20	2	11	0	1	1	1	2	2
Up to 12 Months	4	2	0	0	1	0	0	0	1
13 to 60 Months	4	0	3	0	0	0	0	1	0
61 to 120 Months	8	0	4	0	0	1	1	1	1
Over 120 Months	4	0	4	0	0	0	0	0	0
Prison and Alternatives	0	0	0	0	0	0	0	0	0

PROBATION

Total Receiving Probation	6	1	1	0	3	0	0	0	1
Probation Only	6	1	1	0	3	0	0	0	1
Probation and Alternatives	0	0	0	0	0	0	0	0	0

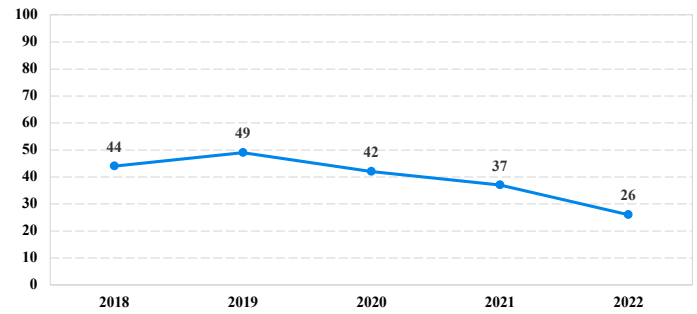
FINE ONLY

FINE ONLY	0	0	0	0	0	0	0	0	0
------------------	----------	----------	----------	----------	----------	----------	----------	----------	----------

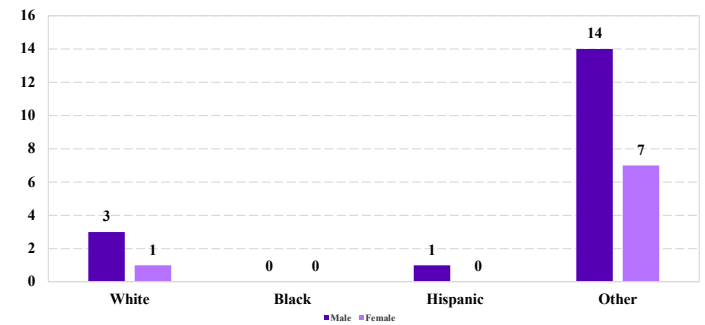
Cases with indeterminable sentence terms are excluded from the calculation of the Mean Sentence or Median Sentence category. Sentences greater than 470 months and probation were included in the sentence average computations as 470 months and zero months, respectively. Cases in the Total Receiving Imprisonment, Total Receiving Probation, and Fine Only categories total 100 percent of all cases. Cases missing information required for a specific analysis were excluded from that analysis. Descriptions of variables used in this analysis are provided in Appendix A.

SOURCE: U.S. Sentencing Commission, 2018 - 2022 Datafiles, USSCFY18 - USSCFY22.

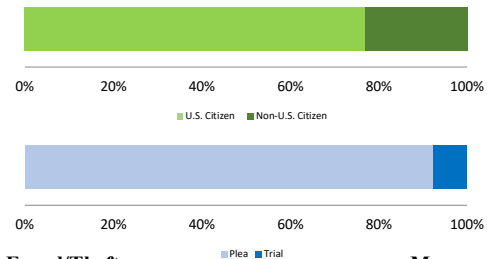
Number of Federal Offenders Over Time



Race and Gender



Citizenship, Guilty Pleas, and Trials



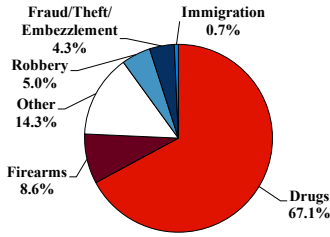
District at a Glance

District of Hawaii

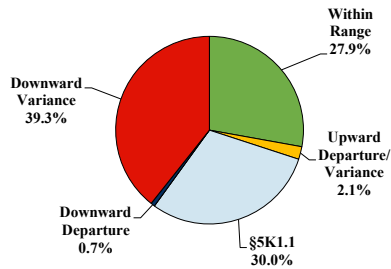
Fiscal Year 2022



Type of Crime



Sentence Imposed Relative to the Guideline Range



SENTENCING INFORMATION BY TYPE OF CRIME

	TOTAL	Immigration	Drug Trafficking	Firearms	Fraud/Theft /Embezzle	Robbery	Child Porn	Money Laundering	All Other
TOTAL	140	1	94	12	6	7	3	0	17
Mean Sentence (months)	69	--	83	38	8	74	71	--	40
Median Sentence (months)	57	--	70	36	7	78	63	--	27

IMPRISONMENT

Total Receiving Imprisonment	130	0	92	11	4	6	3	0	14
Prison Only	122	0	86	10	3	6	3	0	14
Up to 12 Months	10	0	5	1	2	0	0	0	2
13 to 60 Months	53	0	33	8	1	1	1	0	9
61 to 120 Months	38	0	29	1	0	4	2	0	2
Over 120 Months	21	0	19	0	0	1	0	0	1
Prison and Alternatives	8	0	6	1	1	0	0	0	0

PROBATION

Total Receiving Probation	10	1	2	1	2	1	0	0	3
Probation Only	10	1	2	1	2	1	0	0	3
Probation and Alternatives	0	0	0	0	0	0	0	0	0

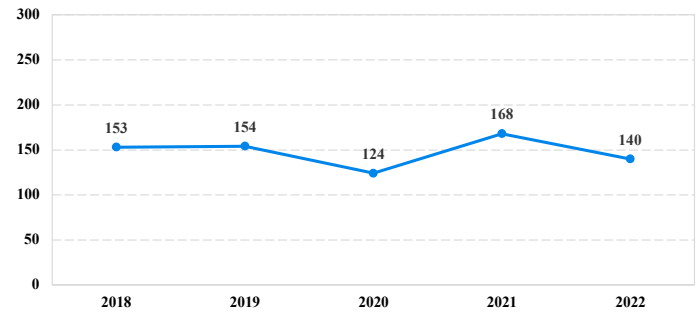
FINE ONLY

FINE ONLY	0	0	0	0	0	0	0	0	0
------------------	----------	----------	----------	----------	----------	----------	----------	----------	----------

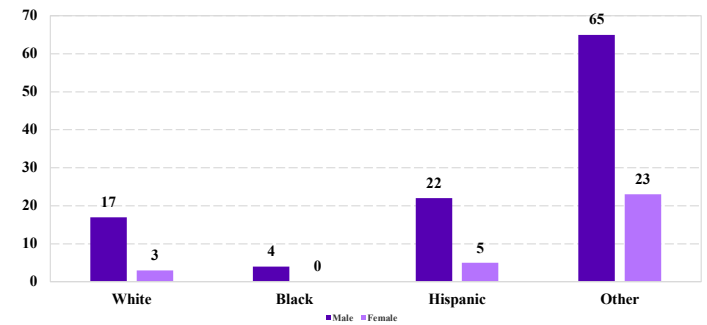
Cases with indeterminable sentence terms are excluded from the calculation of the Mean Sentence or Median Sentence category. Sentences greater than 470 months and probation were included in the sentence average computations as 470 months and zero months, respectively. Cases in the Total Receiving Imprisonment, Total Receiving Probation, and Fine Only categories total 100 percent of all cases. Cases missing information required for a specific analysis were excluded from that analysis. Descriptions of variables used in this analysis are provided in Appendix A.

SOURCE: U.S. Sentencing Commission, 2018 - 2022 Datafiles, USSCFY18 - USSCFY22.

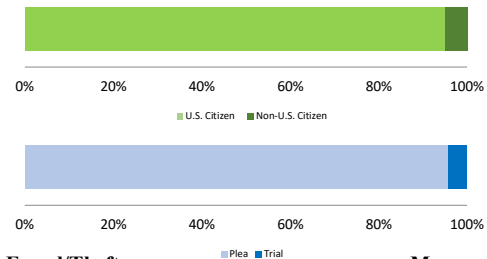
Number of Federal Offenders Over Time



Race and Gender



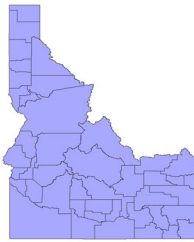
Citizenship, Guilty Pleas, and Trials



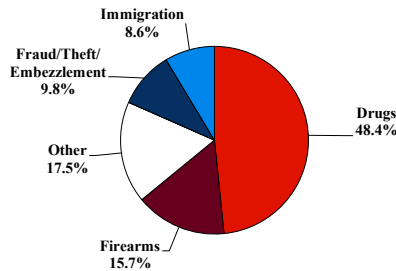
District at a Glance

District of Idaho

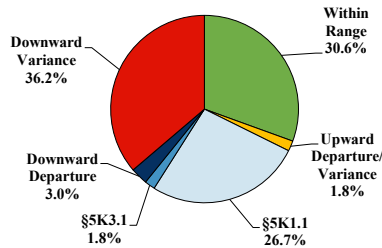
Fiscal Year 2022



Type of Crime



Sentence Imposed Relative to the Guideline Range



SENTENCING INFORMATION BY TYPE OF CRIME

	TOTAL	Immigration	Drug Trafficking	Firearms	Fraud/Theft /Embezzle	Robbery	Child Porn	Money Laundering	All Other
Total	337	29	162	53	33	0	19	1	40
Mean Sentence (months)	58	9	68	39	13	--	127	--	80
Median Sentence (months)	41	7	66	33	12	--	97	--	25

IMPRISONMENT

Total Receiving Imprisonment	309	28	150	50	26	0	19	1	35
Prison Only	303	28	148	50	25	0	19	1	32
Up to 12 Months	42	19	5	3	8	0	0	0	7
13 to 60 Months	140	9	59	38	17	0	4	0	13
61 to 120 Months	86	0	65	9	0	0	8	1	3
Over 120 Months	35	0	19	0	0	0	7	0	9
Prison and Alternatives	6	0	2	0	1	0	0	0	3

PROBATION

Total Receiving Probation	28	1	12	3	7	0	0	0	5
Probation Only	24	0	11	3	5	0	0	0	5
Probation and Alternatives	4	1	1	0	2	0	0	0	0

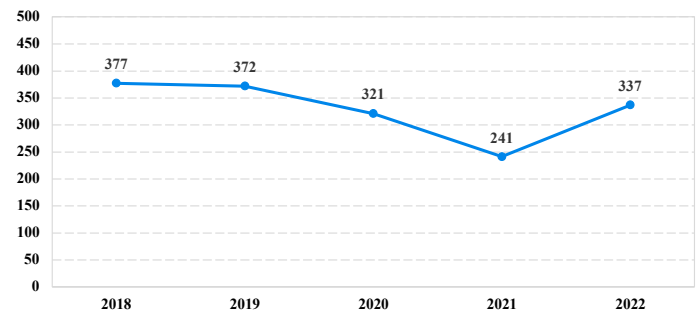
FINE ONLY

Total	0	0	0	0	0	0	0	0	0
--------------	----------	----------	----------	----------	----------	----------	----------	----------	----------

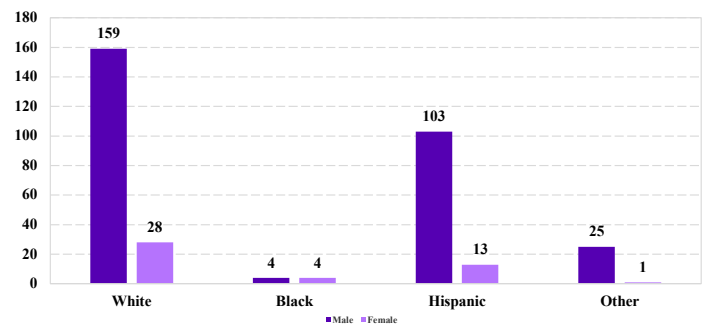
Cases with indeterminable sentence terms are excluded from the calculation of the Mean Sentence or Median Sentence category. Sentences greater than 470 months and probation were included in the sentence average computations as 470 months and zero months, respectively. Cases in the Total Receiving Imprisonment, Total Receiving Probation, and Fine Only categories total 100 percent of all cases. Cases missing information required for a specific analysis were excluded from that analysis. Descriptions of variables used in this analysis are provided in Appendix A.

SOURCE: U.S. Sentencing Commission, 2018 - 2022 Datafiles, USSCFY18 - USSCFY22.

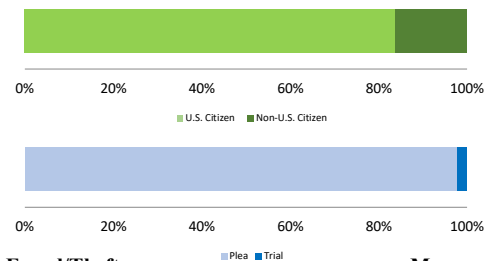
Number of Federal Offenders Over Time



Race and Gender



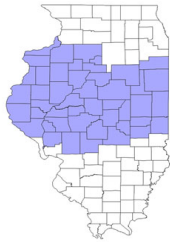
Citizenship, Guilty Pleas, and Trials



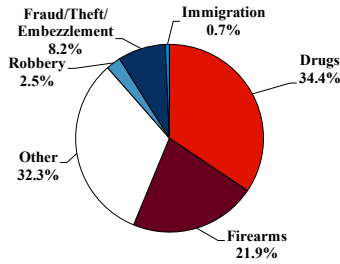
District at a Glance

Central District of Illinois

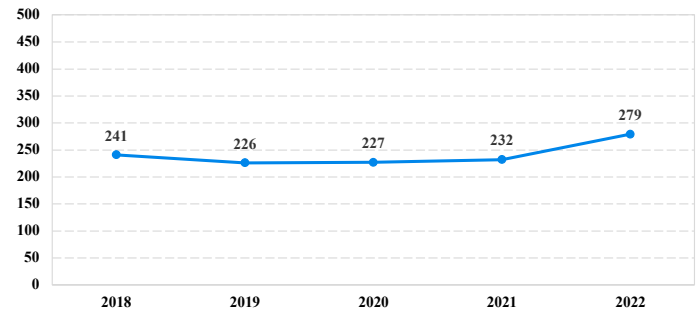
Fiscal Year 2022



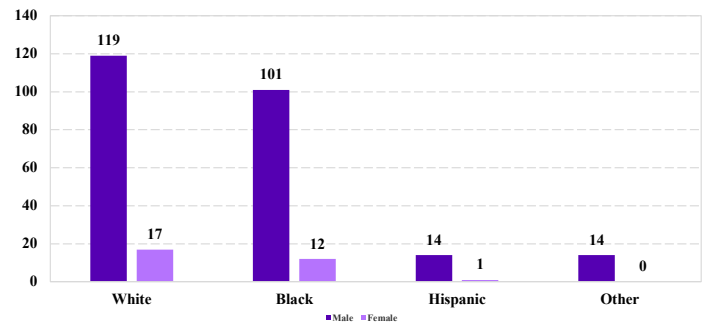
Type of Crime



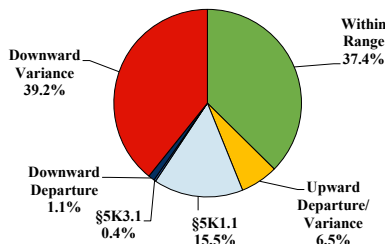
Number of Federal Offenders Over Time



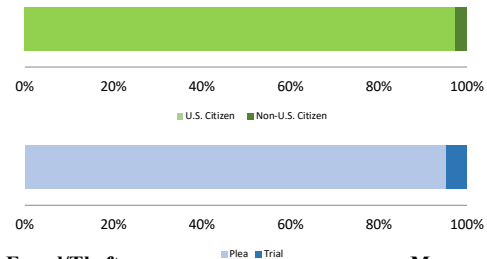
Race and Gender



Sentence Imposed Relative to the Guideline Range



Citizenship, Guilty Pleas, and Trials



SENTENCING INFORMATION BY TYPE OF CRIME

	TOTAL	Immigration	Drug Trafficking	Firearms	Fraud/Theft /Embezzle	Robbery	Child Porn	Money Laundering	All Other
	279	2	96	61	23	7	32	7	51
Mean Sentence (months)	96	--	120	60	15	96	107	50	130
Median Sentence (months)	84	--	120	37	7	100	89	36	120

IMPRISONMENT

	TOTAL	Immigration	Drug Trafficking	Firearms	Fraud/Theft /Embezzle	Robbery	Child Porn	Money Laundering	All Other
Total Receiving Imprisonment	273	2	95	61	20	7	31	7	50
Prison Only	264	2	92	59	17	7	31	7	49
Up to 12 Months	20	1	1	4	9	1	0	0	4
13 to 60 Months	73	1	18	30	6	1	6	4	7
61 to 120 Months	104	0	34	23	2	3	18	3	21
Over 120 Months	67	0	39	2	0	2	7	0	17
Prison and Alternatives	9	0	3	2	3	0	0	0	1

PROBATION

	TOTAL	Immigration	Drug Trafficking	Firearms	Fraud/Theft /Embezzle	Robbery	Child Porn	Money Laundering	All Other
Total Receiving Probation	6	0	1	0	3	0	1	0	1
Probation Only	5	0	1	0	3	0	0	0	1
Probation and Alternatives	1	0	0	0	0	0	1	0	0

FINE ONLY

	0	0	0	0	0	0	0	0	0
--	---	---	---	---	---	---	---	---	---

Cases with indeterminable sentence terms are excluded from the calculation of the Mean Sentence or Median Sentence category. Sentences greater than 470 months and probation were included in the sentence average computations as 470 months and zero months, respectively. Cases in the Total Receiving Imprisonment, Total Receiving Probation, and Fine Only categories total 100 percent of all cases. Cases missing information required for a specific analysis were excluded from that analysis. Descriptions of variables used in this analysis are provided in Appendix A.

SOURCE: U.S. Sentencing Commission, 2018 - 2022 Datafiles, USSCFY18 - USSCFY22.

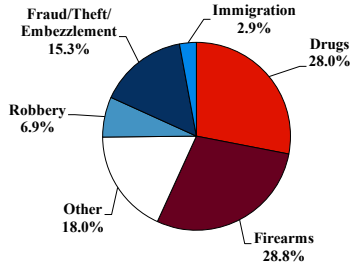
District at a Glance

Northern District of Illinois

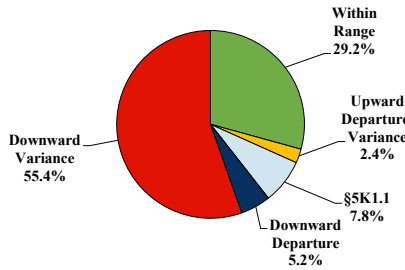
Fiscal Year 2022



Type of Crime



Sentence Imposed Relative to the Guideline Range



SENTENCING INFORMATION BY TYPE OF CRIME

	TOTAL	Immigration	Drug Trafficking	Firearms	Fraud/Theft /Embezzle	Robbery	Child Porn	Money Laundering	All Other
Total	621	18	171	179	95	43	10	20	85
Mean Sentence (months)	59	30	66	47	22	95	140	59	90
Median Sentence (months)	43	24	60	42	12	63	103	48	36

IMPRISONMENT

Total Receiving Imprisonment	558	18	167	170	61	43	10	20	69
Prison Only	553	18	166	169	60	42	10	20	68
Up to 12 Months	43	2	13	6	13	0	0	1	8
13 to 60 Months	303	15	77	112	41	20	1	11	26
61 to 120 Months	148	1	59	47	3	15	5	5	13
Over 120 Months	59	0	17	4	3	7	4	3	21
Prison and Alternatives	5	0	1	1	1	1	0	0	1

PROBATION

Total Receiving Probation	61	0	4	9	33	0	0	0	15
Probation Only	50	0	3	7	28	0	0	0	12
Probation and Alternatives	11	0	1	2	5	0	0	0	3

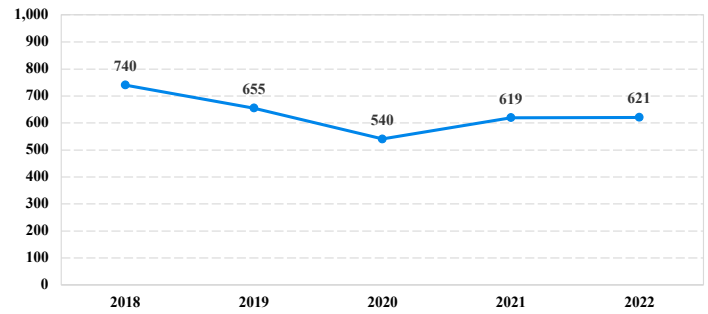
FINE ONLY

Total	2	0	0	0	1	0	0	0	1
--------------	----------	----------	----------	----------	----------	----------	----------	----------	----------

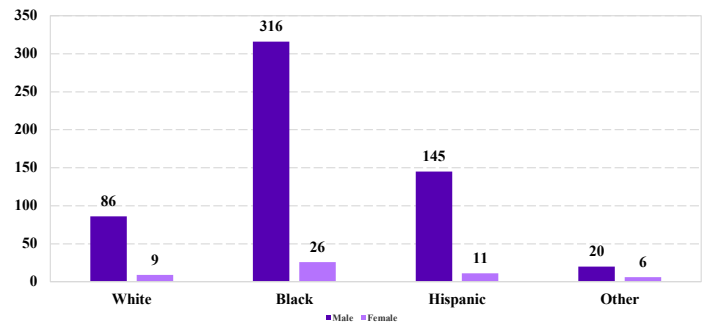
Cases with indeterminable sentence terms are excluded from the calculation of the Mean Sentence or Median Sentence category. Sentences greater than 470 months and probation were included in the sentence average computations as 470 months and zero months, respectively. Cases in the Total Receiving Imprisonment, Total Receiving Probation, and Fine Only categories total 100 percent of all cases. Cases missing information required for a specific analysis were excluded from that analysis. Descriptions of variables used in this analysis are provided in Appendix A.

SOURCE: U.S. Sentencing Commission, 2018 - 2022 Datafiles, USSCFY18 - USSCFY22.

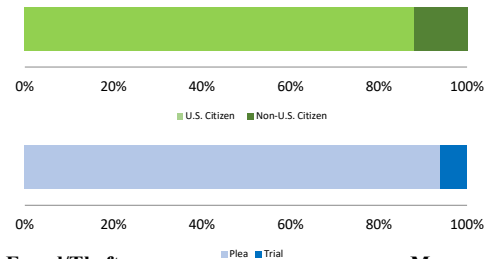
Number of Federal Offenders Over Time



Race and Gender



Citizenship, Guilty Pleas, and Trials



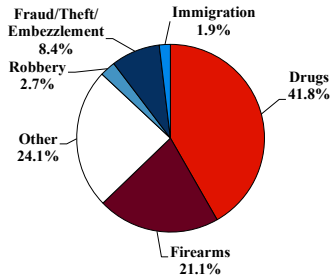
District at a Glance

Southern District of Illinois

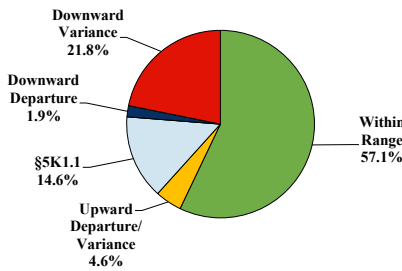
Fiscal Year 2022



Type of Crime



Sentence Imposed Relative to the Guideline Range



SENTENCING INFORMATION BY TYPE OF CRIME

	TOTAL	Immigration	Drug Trafficking	Firearms	Fraud/Theft /Embezzle	Robbery	Child Porn	Money Laundering	All Other
Total	261	5	109	55	22	7	12	9	42
Mean Sentence (months)	97	6	116	47	20	123	90	224	135
Median Sentence (months)	78	7	108	46	16	140	83	210	120

IMPRISONMENT

Total Receiving Imprisonment	243	5	107	52	14	7	12	9	37
Prison Only	242	5	107	52	13	7	12	9	37
Up to 12 Months	14	5	4	2	1	0	0	1	1
13 to 60 Months	80	0	25	33	11	1	2	1	7
61 to 120 Months	81	0	38	17	1	1	8	0	16
Over 120 Months	67	0	40	0	0	5	2	7	13
Prison and Alternatives	1	0	0	0	1	0	0	0	0

PROBATION

Total Receiving Probation	18	0	2	3	8	0	0	0	5
Probation Only	13	0	1	2	6	0	0	0	4
Probation and Alternatives	5	0	1	1	2	0	0	0	1

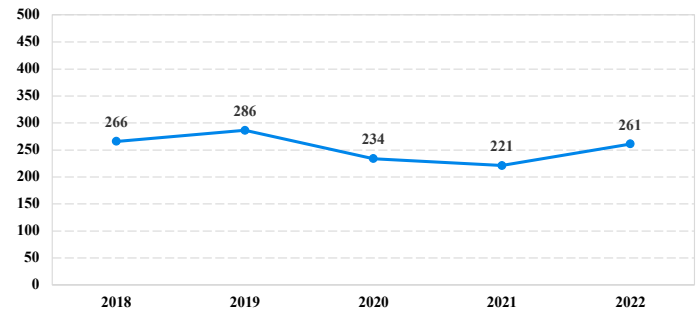
FINE ONLY

Total	0	0	0	0	0	0	0	0	0
--------------	----------	----------	----------	----------	----------	----------	----------	----------	----------

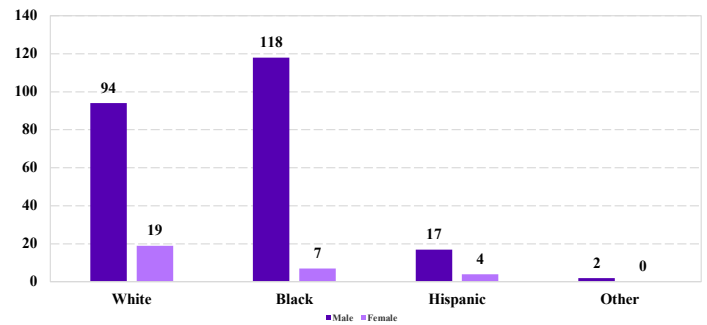
Cases with indeterminable sentence terms are excluded from the calculation of the Mean Sentence or Median Sentence category. Sentences greater than 470 months and probation were included in the sentence average computations as 470 months and zero months, respectively. Cases in the Total Receiving Imprisonment, Total Receiving Probation, and Fine Only categories total 100 percent of all cases. Cases missing information required for a specific analysis were excluded from that analysis. Descriptions of variables used in this analysis are provided in Appendix A.

SOURCE: U.S. Sentencing Commission, 2018 - 2022 Datafiles, USSCFY18 - USSCFY22.

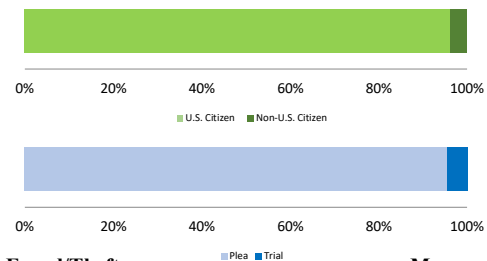
Number of Federal Offenders Over Time



Race and Gender



Citizenship, Guilty Pleas, and Trials



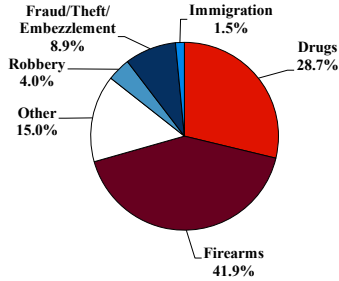
District at a Glance

Northern District of Indiana

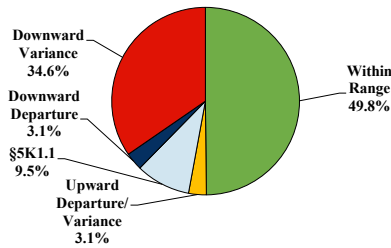
Fiscal Year 2022



Type of Crime



Sentence Imposed Relative to the Guideline Range



SENTENCING INFORMATION BY TYPE OF CRIME

	TOTAL	Immigration	Drug Trafficking	Firearms	Fraud/Theft /Embezzle	Robbery	Child Porn	Money Laundering	All Other
Total	327	5	94	137	29	13	10	0	39
Mean Sentence (months)	79	19	104	45	19	122	124	--	166
Median Sentence (months)	46	24	87	33	8	121	91	--	180

IMPRISONMENT

Total Receiving Imprisonment	278	5	90	112	15	13	10	0	33
Prison Only	269	5	88	110	13	13	10	0	30
Up to 12 Months	11	1	2	6	2	0	0	0	0
13 to 60 Months	128	4	31	73	9	4	2	0	5
61 to 120 Months	56	0	22	25	1	2	5	0	1
Over 120 Months	74	0	33	6	1	7	3	0	24
Prison and Alternatives	9	0	2	2	2	0	0	0	3

PROBATION

Total Receiving Probation	49	0	4	25	14	0	0	0	6
Probation Only	24	0	1	11	9	0	0	0	3
Probation and Alternatives	25	0	3	14	5	0	0	0	3

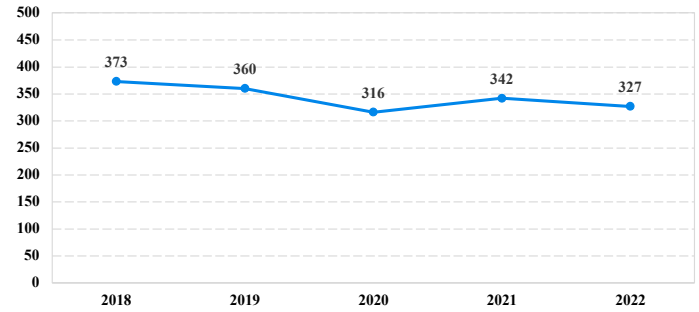
FINE ONLY

Total	0	0	0	0	0	0	0	0	0
--------------	----------	----------	----------	----------	----------	----------	----------	----------	----------

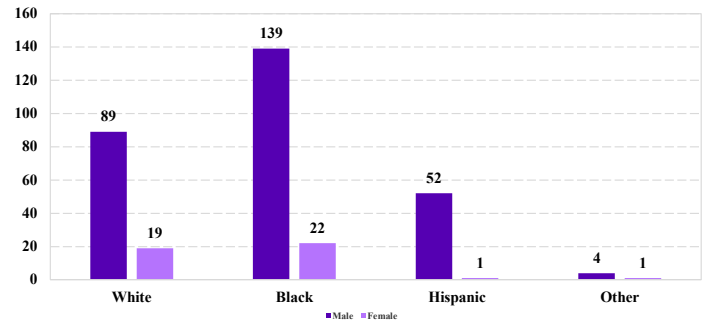
Cases with indeterminable sentence terms are excluded from the calculation of the Mean Sentence or Median Sentence category. Sentences greater than 470 months and probation were included in the sentence average computations as 470 months and zero months, respectively. Cases in the Total Receiving Imprisonment, Total Receiving Probation, and Fine Only categories total 100 percent of all cases. Cases missing information required for a specific analysis were excluded from that analysis. Descriptions of variables used in this analysis are provided in Appendix A.

SOURCE: U.S. Sentencing Commission, 2018 - 2022 Datafiles, USSCFY18 - USSCFY22.

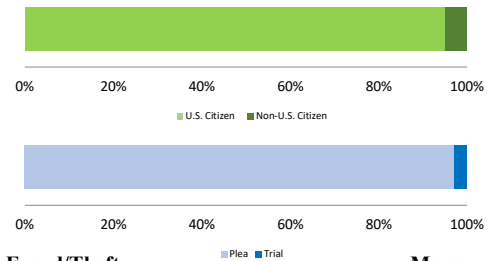
Number of Federal Offenders Over Time



Race and Gender



Citizenship, Guilty Pleas, and Trials



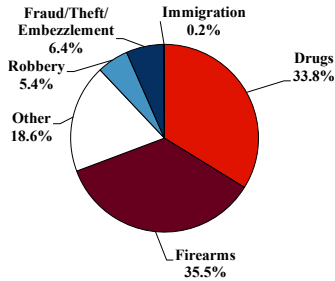
District at a Glance

Southern District of Indiana

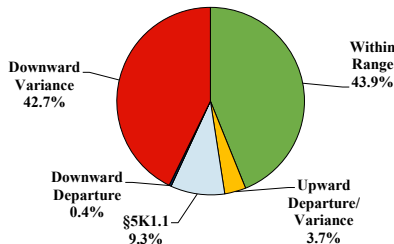
Fiscal Year 2022



Type of Crime



Sentence Imposed Relative to the Guideline Range



SENTENCING INFORMATION BY TYPE OF CRIME

	TOTAL	Immigration	Drug Trafficking	Firearms	Fraud/Theft/Embezzle	Robbery	Child Porn	Money Laundering	All Other
Total	515	1	174	183	33	28	31	13	52
Mean Sentence (months)	101	--	128	49	26	144	162	62	190
Median Sentence (months)	61	--	120	42	24	127	144	40	184

IMPRISONMENT

Total Receiving Imprisonment	500	1	173	177	31	28	31	11	48
Prison Only	496	1	173	175	30	28	31	10	48
Up to 12 Months	38	0	8	18	8	0	0	1	3
13 to 60 Months	197	1	30	120	18	4	6	4	14
61 to 120 Months	116	0	63	28	4	9	6	4	2
Over 120 Months	145	0	72	9	0	15	19	1	29
Prison and Alternatives	4	0	0	2	1	0	0	1	0

PROBATION

Total Receiving Probation	15	0	1	6	2	0	0	2	4
Probation Only	14	0	1	5	2	0	0	2	4
Probation and Alternatives	1	0	0	1	0	0	0	0	0

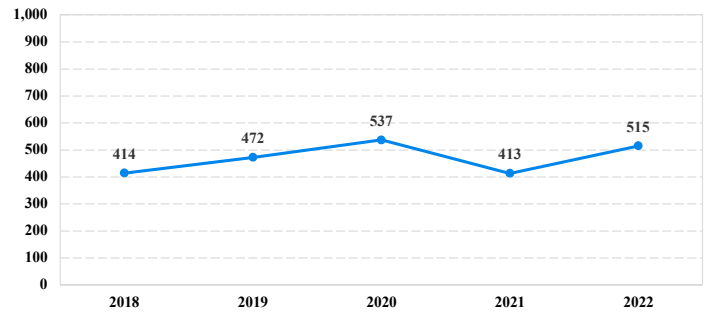
FINE ONLY

Total	0	0	0	0	0	0	0	0	0
--------------	----------	----------	----------	----------	----------	----------	----------	----------	----------

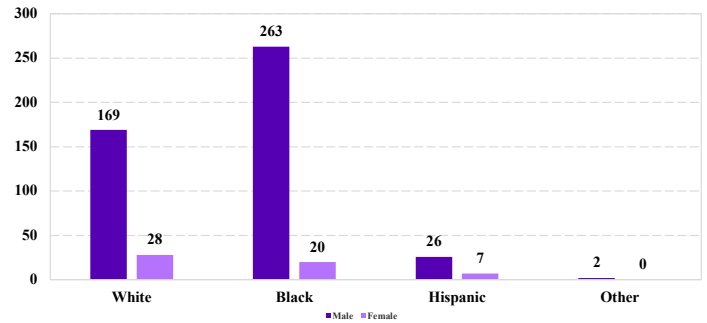
Cases with indeterminable sentence terms are excluded from the calculation of the Mean Sentence or Median Sentence category. Sentences greater than 470 months and probation were included in the sentence average computations as 470 months and zero months, respectively. Cases in the Total Receiving Imprisonment, Total Receiving Probation, and Fine Only categories total 100 percent of all cases. Cases missing information required for a specific analysis were excluded from that analysis. Descriptions of variables used in this analysis are provided in Appendix A.

SOURCE: U.S. Sentencing Commission, 2018 - 2022 Datafiles, USSCFY18 - USSCFY22.

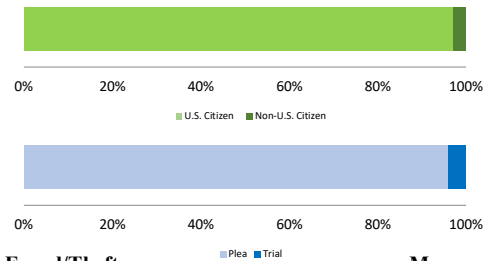
Number of Federal Offenders Over Time



Race and Gender



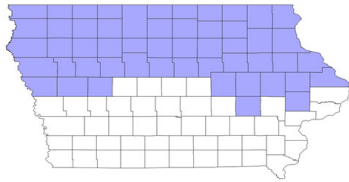
Citizenship, Guilty Pleas, and Trials



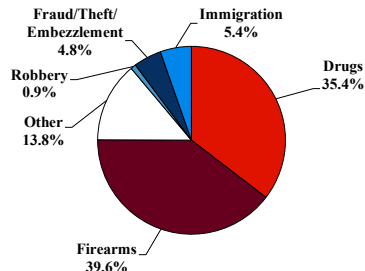
District at a Glance

Northern District of Iowa

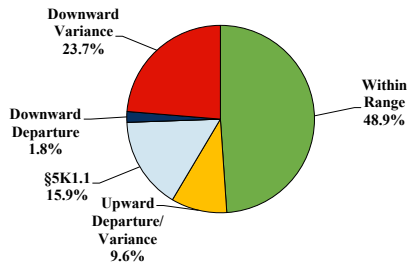
Fiscal Year 2022



Type of Crime



Sentence Imposed Relative to the Guideline Range



SENTENCING INFORMATION BY TYPE OF CRIME

	TOTAL	Immigration	Drug Trafficking	Firearms	Fraud/Theft /Embezzle	Robbery	Child Porn	Money Laundering	All Other
Total	333	18	117	132	16	3	10	3	34
Mean Sentence (months)	86	7	133	59	23	138	111	19	100
Median Sentence (months)	60	6	120	51	13	151	104	15	30

IMPRISONMENT

Total Receiving Imprisonment	321	18	116	128	14	3	10	3	29
Prison Only	317	18	116	127	12	3	10	3	28
Up to 12 Months	32	14	4	5	5	0	0	1	3
13 to 60 Months	120	4	24	69	5	1	4	2	11
61 to 120 Months	93	0	36	49	2	0	2	0	4
Over 120 Months	72	0	52	4	0	2	4	0	10
Prison and Alternatives	4	0	0	1	2	0	0	0	1

PROBATION

Total Receiving Probation	12	0	1	4	2	0	0	0	5
Probation Only	11	0	1	3	2	0	0	0	5
Probation and Alternatives	1	0	0	1	0	0	0	0	0

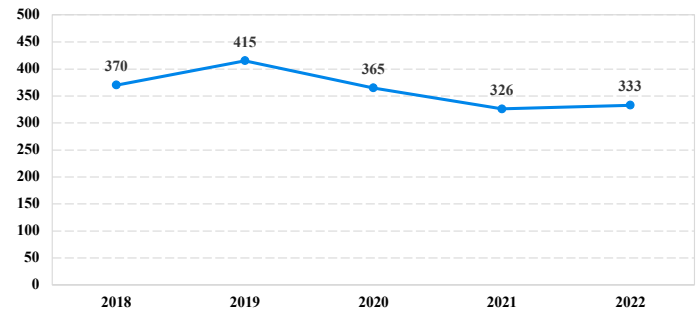
FINE ONLY

Total	0	0	0	0	0	0	0	0	0
--------------	----------	----------	----------	----------	----------	----------	----------	----------	----------

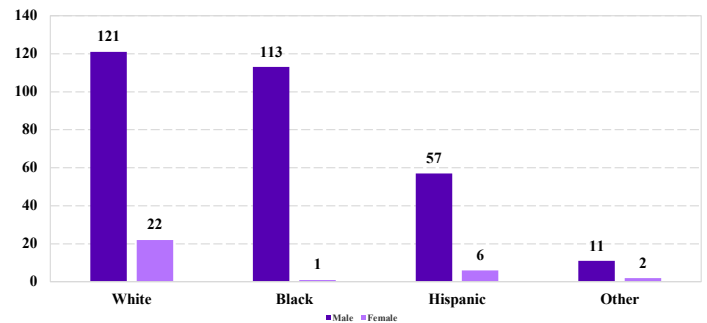
Cases with indeterminable sentence terms are excluded from the calculation of the Mean Sentence or Median Sentence category. Sentences greater than 470 months and probation were included in the sentence average computations as 470 months and zero months, respectively. Cases in the Total Receiving Imprisonment, Total Receiving Probation, and Fine Only categories total 100 percent of all cases. Cases missing information required for a specific analysis were excluded from that analysis. Descriptions of variables used in this analysis are provided in Appendix A.

SOURCE: U.S. Sentencing Commission, 2018 - 2022 Datafiles, USSCFY18 - USSCFY22.

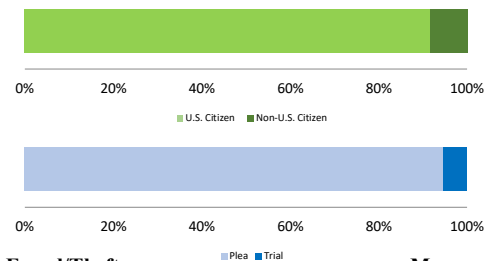
Number of Federal Offenders Over Time



Race and Gender



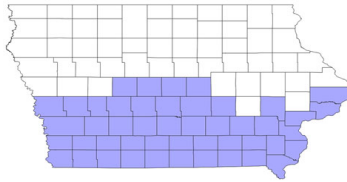
Citizenship, Guilty Pleas, and Trials



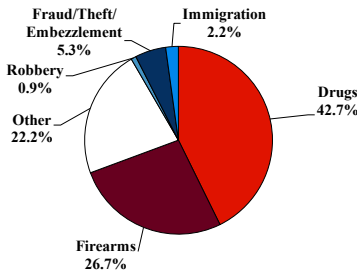
District at a Glance

Southern District of Iowa

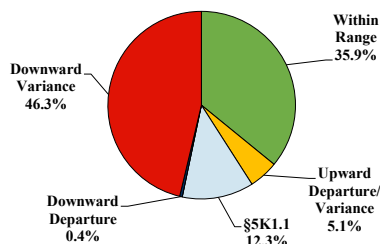
Fiscal Year 2022



Type of Crime



Sentence Imposed Relative to the Guideline Range



SENTENCING INFORMATION BY TYPE OF CRIME

	TOTAL	Immigration	Drug Trafficking	Firearms	Fraud/Theft /Embezzle	Robbery	Child Porn	Money Laundering	All Other
Total	454	10	192	121	24	4	32	2	69
Mean Sentence (months)	112	15	147	60	16	102	152	--	139
Median Sentence (months)	86	10	139	48	8	83	143	--	96

IMPRISONMENT

Total Receiving Imprisonment	437	10	190	117	18	4	32	2	64
Prison Only	427	10	184	116	17	4	32	2	62
Up to 12 Months	19	5	0	3	6	0	0	0	5
13 to 60 Months	140	5	27	70	11	1	7	1	18
61 to 120 Months	115	0	50	39	0	2	8	1	15
Over 120 Months	153	0	107	4	0	1	17	0	24
Prison and Alternatives	10	0	6	1	1	0	0	0	2

PROBATION

Total Receiving Probation	17	0	2	4	6	0	0	0	5
Probation Only	15	0	2	4	6	0	0	0	3
Probation and Alternatives	2	0	0	0	0	0	0	0	2

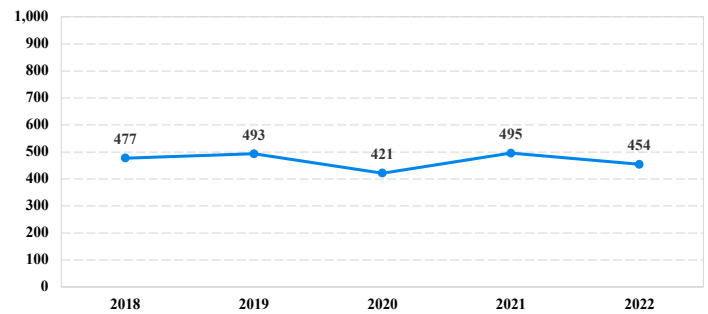
FINE ONLY

Total	0	0	0	0	0	0	0	0	0
--------------	----------	----------	----------	----------	----------	----------	----------	----------	----------

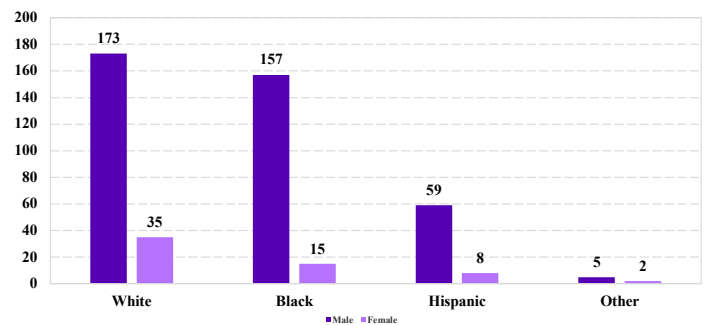
Cases with indeterminable sentence terms are excluded from the calculation of the Mean Sentence or Median Sentence category. Sentences greater than 470 months and probation were included in the sentence average computations as 470 months and zero months, respectively. Cases in the Total Receiving Imprisonment, Total Receiving Probation, and Fine Only categories total 100 percent of all cases. Cases missing information required for a specific analysis were excluded from that analysis. Descriptions of variables used in this analysis are provided in Appendix A.

SOURCE: U.S. Sentencing Commission, 2018 - 2022 Datafiles, USSCFY18 - USSCFY22.

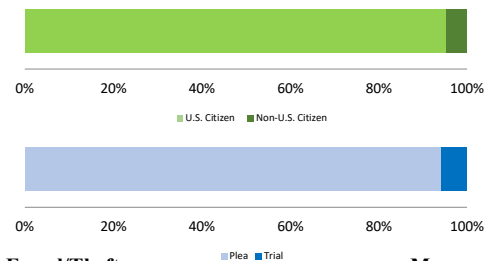
Number of Federal Offenders Over Time



Race and Gender



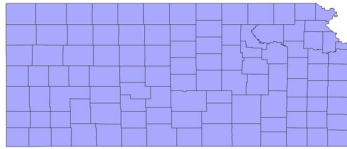
Citizenship, Guilty Pleas, and Trials



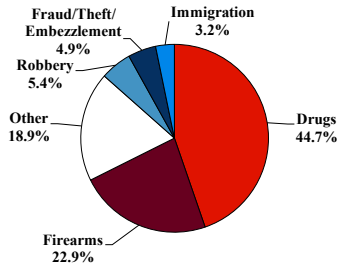
District at a Glance

District of Kansas

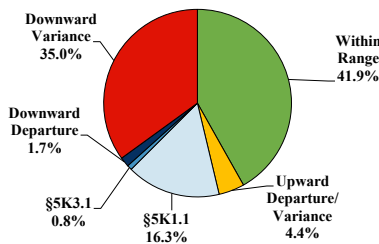
Fiscal Year 2022



Type of Crime



Sentence Imposed Relative to the Guideline Range



SENTENCING INFORMATION BY TYPE OF CRIME

	TOTAL	Immigration	Drug Trafficking	Firearms	Fraud/Theft /Embezzle	Robbery	Child Porn	Money Laundering	All Other
Total	371	12	161	85	18	20	13	4	58
Mean Sentence (months)	55	14	74	42	15	97	90	0	25
Median Sentence (months)	36	14	60	37	0	78	97	0	9

IMPRISONMENT

Total Receiving Imprisonment	315	12	142	80	11	20	12	1	37
Prison Only	312	12	141	79	11	20	12	1	36
Up to 12 Months	35	6	10	4	3	0	0	1	11
13 to 60 Months	169	6	63	62	7	8	1	0	22
61 to 120 Months	70	0	40	13	1	8	8	0	0
Over 120 Months	38	0	28	0	0	4	3	0	3
Prison and Alternatives	3	0	1	1	0	0	0	0	1

PROBATION

Total Receiving Probation	50	0	19	5	6	0	1	3	16
Probation Only	44	0	17	3	6	0	1	3	14
Probation and Alternatives	6	0	2	2	0	0	0	0	2

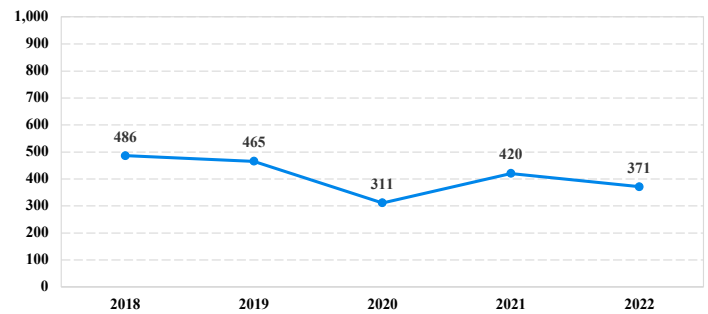
FINE ONLY

Total	6	0	0	0	1	0	0	0	5
--------------	----------	----------	----------	----------	----------	----------	----------	----------	----------

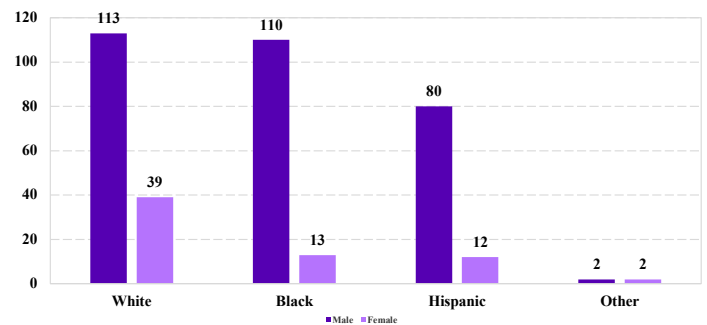
Cases with indeterminable sentence terms are excluded from the calculation of the Mean Sentence or Median Sentence category. Sentences greater than 470 months and probation were included in the sentence average computations as 470 months and zero months, respectively. Cases in the Total Receiving Imprisonment, Total Receiving Probation, and Fine Only categories total 100 percent of all cases. Cases missing information required for a specific analysis were excluded from that analysis. Descriptions of variables used in this analysis are provided in Appendix A.

SOURCE: U.S. Sentencing Commission, 2018 - 2022 Datafiles, USSCFY18 - USSCFY22.

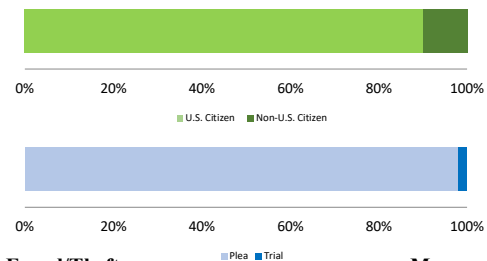
Number of Federal Offenders Over Time



Race and Gender



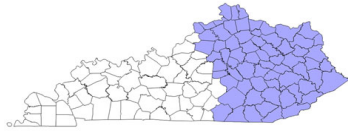
Citizenship, Guilty Pleas, and Trials



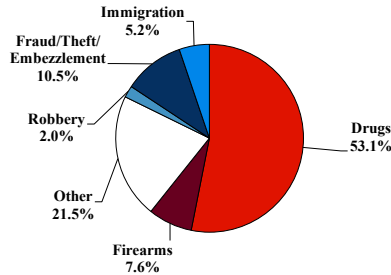
District at a Glance

Eastern District of Kentucky

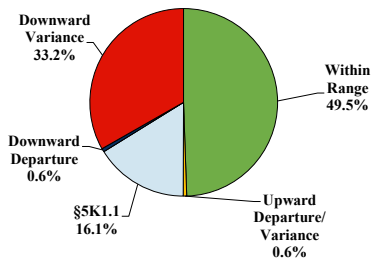
Fiscal Year 2022



Type of Crime



Sentence Imposed Relative to the Guideline Range



SENTENCING INFORMATION BY TYPE OF CRIME

	TOTAL	Immigration	Drug Trafficking	Firearms	Fraud/Theft /Embezzle	Robbery	Child Porn	Money Laundering	All Other
Total	497	26	263	38	52	10	8	16	84
Mean Sentence (months)	110	12	125	70	21	90	181	72	168
Median Sentence (months)	84	6	120	56	12	72	165	50	120

IMPRISONMENT

Total Receiving Imprisonment	481	26	262	38	46	10	8	15	76
Prison Only	466	26	260	37	37	9	8	15	74
Up to 12 Months	48	20	5	2	13	0	0	1	7
13 to 60 Months	134	5	61	20	21	3	0	7	17
61 to 120 Months	123	1	87	10	2	4	3	6	10
Over 120 Months	161	0	107	5	1	2	5	1	40
Prison and Alternatives	15	0	2	1	9	1	0	0	2

PROBATION

Total Receiving Probation	16	0	1	0	6	0	0	1	8
Probation Only	7	0	0	0	3	0	0	1	3
Probation and Alternatives	9	0	1	0	3	0	0	0	5

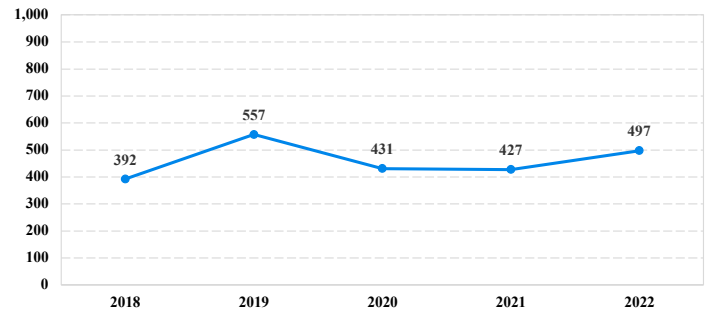
FINE ONLY

Total	0	0	0	0	0	0	0	0	0
--------------	----------	----------	----------	----------	----------	----------	----------	----------	----------

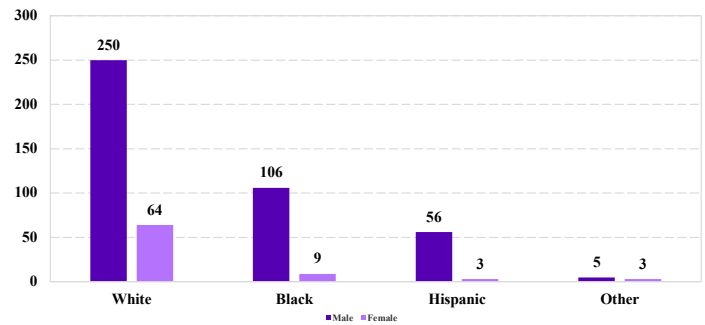
Cases with indeterminable sentence terms are excluded from the calculation of the Mean Sentence or Median Sentence category. Sentences greater than 470 months and probation were included in the sentence average computations as 470 months and zero months, respectively. Cases in the Total Receiving Imprisonment, Total Receiving Probation, and Fine Only categories total 100 percent of all cases. Cases missing information required for a specific analysis were excluded from that analysis. Descriptions of variables used in this analysis are provided in Appendix A.

SOURCE: U.S. Sentencing Commission, 2018 - 2022 Datafiles, USSCFY18 - USSCFY22.

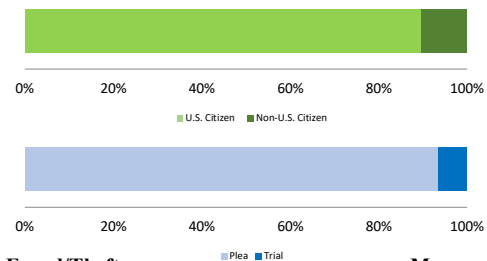
Number of Federal Offenders Over Time



Race and Gender



Citizenship, Guilty Pleas, and Trials



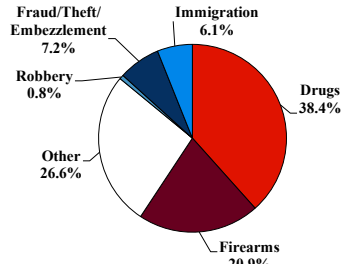
District at a Glance

Western District of Kentucky

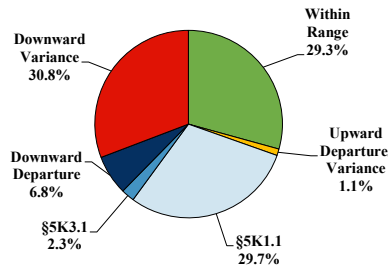
Fiscal Year 2022



Type of Crime



Sentence Imposed Relative to the Guideline Range



SENTENCING INFORMATION BY TYPE OF CRIME

	TOTAL	Immigration	Drug Trafficking	Firearms	Fraud/Theft /Embezzle	Robbery	Child Porn	Money Laundering	All Other
Total	263	16	99	55	19	2	15	15	42
Mean Sentence (months)	68	6	88	42	13	--	108	34	100
Median Sentence (months)	44	4	96	33	6	--	70	12	17

IMPRISONMENT

	TOTAL	Immigration	Drug Trafficking	Firearms	Fraud/Theft /Embezzle	Robbery	Child Porn	Money Laundering	All Other
Total Receiving Imprisonment	223	13	94	48	15	2	15	10	26
Prison Only	220	13	94	48	14	2	15	9	25
Up to 12 Months	30	10	7	4	6	0	0	2	1
13 to 60 Months	85	3	25	32	7	1	7	4	6
61 to 120 Months	55	0	34	10	1	0	4	1	5
Over 120 Months	50	0	28	2	0	1	4	2	13
Prison and Alternatives	3	0	0	0	1	0	0	1	1

PROBATION

	TOTAL	Immigration	Drug Trafficking	Firearms	Fraud/Theft /Embezzle	Robbery	Child Porn	Money Laundering	All Other
Total Receiving Probation	36	3	5	7	4	0	0	5	12
Probation Only	32	3	5	7	3	0	0	3	11
Probation and Alternatives	4	0	0	0	1	0	0	2	1

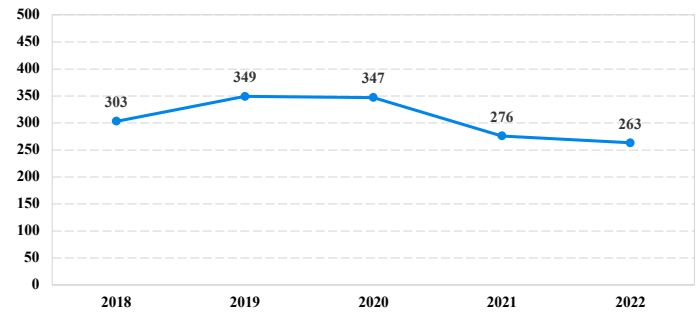
FINE ONLY

	TOTAL	Immigration	Drug Trafficking	Firearms	Fraud/Theft /Embezzle	Robbery	Child Porn	Money Laundering	All Other
Total	4	0	0	0	0	0	0	0	4

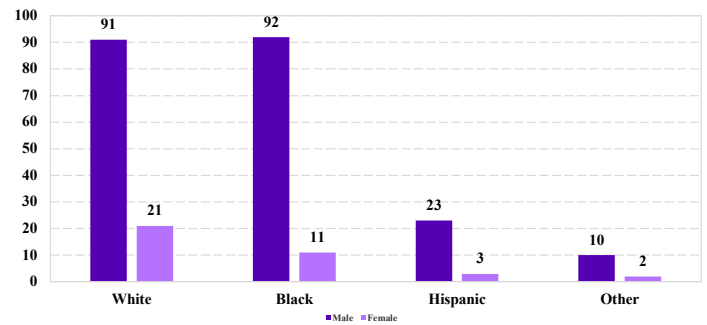
Cases with indeterminable sentence terms are excluded from the calculation of the Mean Sentence or Median Sentence category. Sentences greater than 470 months and probation were included in the sentence average computations as 470 months and zero months, respectively. Cases in the Total Receiving Imprisonment, Total Receiving Probation, and Fine Only categories total 100 percent of all cases. Cases missing information required for a specific analysis were excluded from that analysis. Descriptions of variables used in this analysis are provided in Appendix A.

SOURCE: U.S. Sentencing Commission, 2018 - 2022 Datafiles, USSCFY18 - USSCFY22.

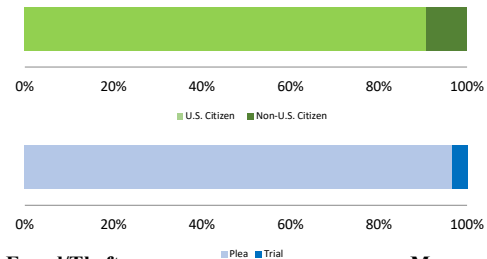
Number of Federal Offenders Over Time



Race and Gender



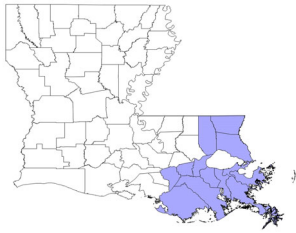
Citizenship, Guilty Pleas, and Trials



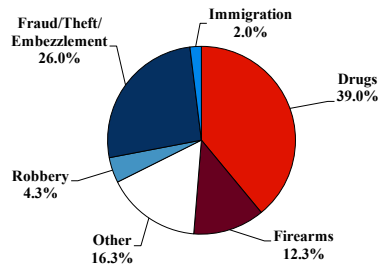
District at a Glance

Eastern District of Louisiana

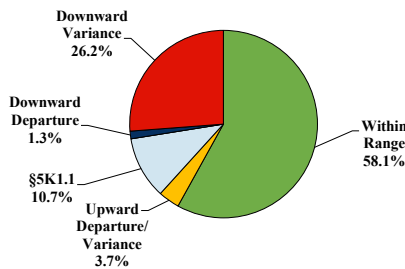
Fiscal Year 2022



Type of Crime



Sentence Imposed Relative to the Guideline Range



SENTENCING INFORMATION BY TYPE OF CRIME

	TOTAL	Immigration	Drug Trafficking	Firearms	Fraud/Theft /Embezzle	Robbery	Child Porn	Money Laundering	All Other
Total	300	6	117	37	78	13	5	3	41
Mean Sentence (months)	69	16	100	71	12	136	122	40	69
Median Sentence (months)	51	1	87	60	1	125	135	12	30

IMPRISONMENT

Total Receiving Imprisonment	237	4	116	36	34	13	4	2	28
Prison Only	233	4	114	35	33	13	4	2	28
Up to 12 Months	17	3	1	0	11	0	0	0	2
13 to 60 Months	90	0	31	17	18	5	0	1	18
61 to 120 Months	77	1	53	15	4	1	0	1	2
Over 120 Months	49	0	29	3	0	7	4	0	6
Prison and Alternatives	4	0	2	1	1	0	0	0	0

PROBATION

Total Receiving Probation	63	2	1	1	44	0	1	1	13
Probation Only	48	1	0	0	36	0	1	0	10
Probation and Alternatives	15	1	1	1	8	0	0	1	3

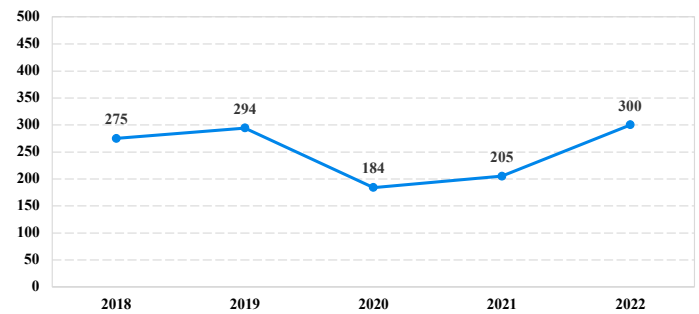
FINE ONLY

Total	0	0	0	0	0	0	0	0	0
--------------	----------	----------	----------	----------	----------	----------	----------	----------	----------

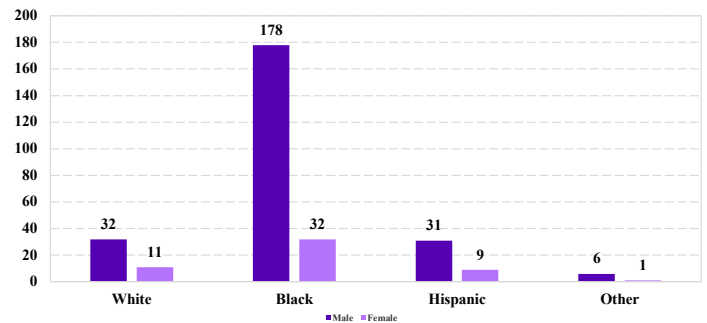
Cases with indeterminable sentence terms are excluded from the calculation of the Mean Sentence or Median Sentence category. Sentences greater than 470 months and probation were included in the sentence average computations as 470 months and zero months, respectively. Cases in the Total Receiving Imprisonment, Total Receiving Probation, and Fine Only categories total 100 percent of all cases. Cases missing information required for a specific analysis were excluded from that analysis. Descriptions of variables used in this analysis are provided in Appendix A.

SOURCE: U.S. Sentencing Commission, 2018 - 2022 Datafiles, USSCFY18 - USSCFY22.

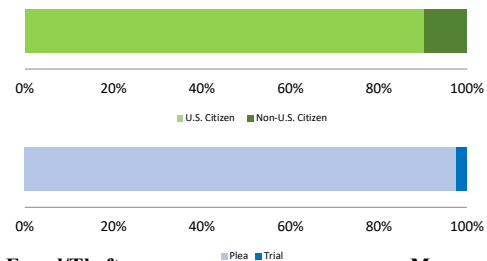
Number of Federal Offenders Over Time



Race and Gender



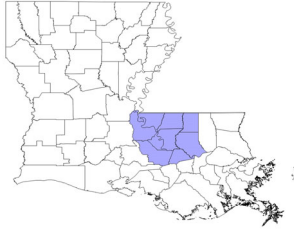
Citizenship, Guilty Pleas, and Trials



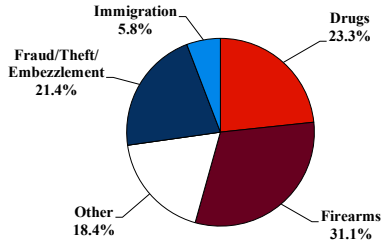
District at a Glance

Middle District of Louisiana

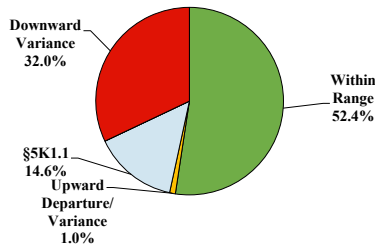
Fiscal Year 2022



Type of Crime



Sentence Imposed Relative to the Guideline Range



SENTENCING INFORMATION BY TYPE OF CRIME

	TOTAL	Immigration	Drug Trafficking	Firearms	Fraud/Theft /Embezzle	Robbery	Child Porn	Money Laundering	All Other
Total	103	6	24	32	22	0	3	1	15
Mean Sentence (months)	51	15	85	54	14	--	74	--	57
Median Sentence (months)	37	9	87	46	6	--	78	--	18

IMPRISONMENT

Total Receiving Imprisonment	87	6	23	28	13	0	3	1	13
Prison Only	87	6	23	28	13	0	3	1	13
Up to 12 Months	11	4	1	1	4	0	0	0	1
13 to 60 Months	45	2	7	18	9	0	1	1	7
61 to 120 Months	23	0	11	7	0	0	2	0	3
Over 120 Months	8	0	4	2	0	0	0	0	2
Prison and Alternatives	0	0	0	0	0	0	0	0	0

PROBATION

Total Receiving Probation	16	0	1	4	9	0	0	0	2
Probation Only	16	0	1	4	9	0	0	0	2
Probation and Alternatives	0	0	0	0	0	0	0	0	0

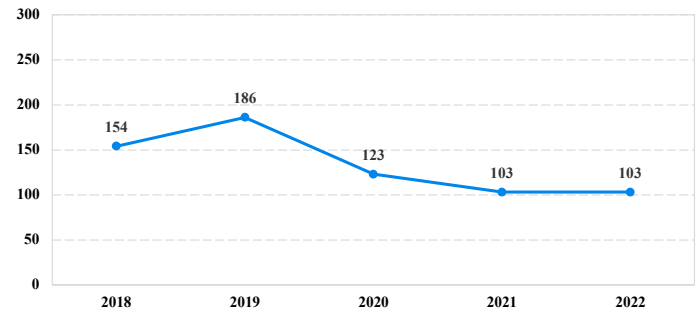
FINE ONLY

Total	0	0	0	0	0	0	0	0	0
--------------	----------	----------	----------	----------	----------	----------	----------	----------	----------

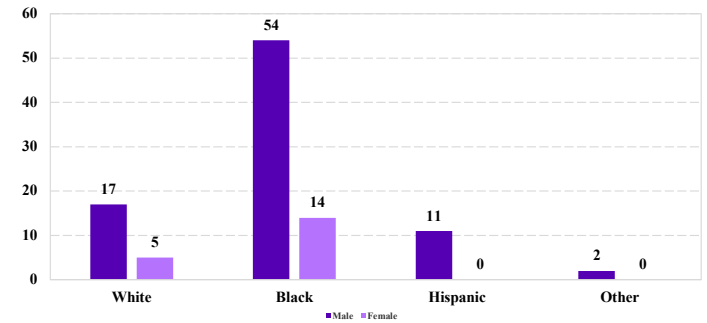
Cases with indeterminable sentence terms are excluded from the calculation of the Mean Sentence or Median Sentence category. Sentences greater than 470 months and probation were included in the sentence average computations as 470 months and zero months, respectively. Cases in the Total Receiving Imprisonment, Total Receiving Probation, and Fine Only categories total 100 percent of all cases. Cases missing information required for a specific analysis were excluded from that analysis. Descriptions of variables used in this analysis are provided in Appendix A.

SOURCE: U.S. Sentencing Commission, 2018 - 2022 Datafiles, USSCFY18 - USSCFY22.

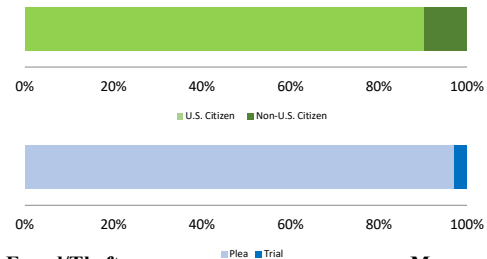
Number of Federal Offenders Over Time



Race and Gender



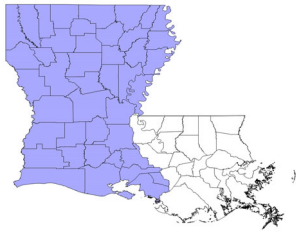
Citizenship, Guilty Pleas, and Trials



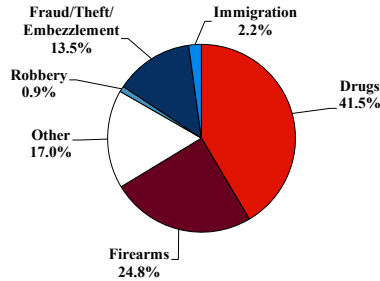
District at a Glance

Western District of Louisiana

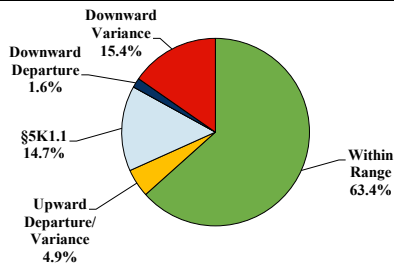
Fiscal Year 2022



Type of Crime



Sentence Imposed Relative to the Guideline Range



SENTENCING INFORMATION BY TYPE OF CRIME

	TOTAL	Immigration	Drug Trafficking	Firearms	Fraud/Theft /Embezzle	Robbery	Child Porn	Money Laundering	All Other
Total	318	7	126	79	43	3	6	3	51
Mean Sentence (months)	88	15	121	65	19	119	90	42	112
Median Sentence (months)	62	16	112	52	6	124	75	60	30

IMPRISONMENT

Total Receiving Imprisonment	275	6	124	76	24	3	6	2	34
Prison Only	274	6	124	76	24	3	6	2	33
Up to 12 Months	16	2	4	2	6	0	1	0	1
13 to 60 Months	99	4	24	40	17	1	1	1	11
61 to 120 Months	89	0	53	29	0	0	2	1	4
Over 120 Months	70	0	43	5	1	2	2	0	17
Prison and Alternatives	1	0	0	0	0	0	0	0	1

PROBATION

Total Receiving Probation	33	1	2	3	17	0	0	1	9
Probation Only	33	1	2	3	17	0	0	1	9
Probation and Alternatives	0	0	0	0	0	0	0	0	0

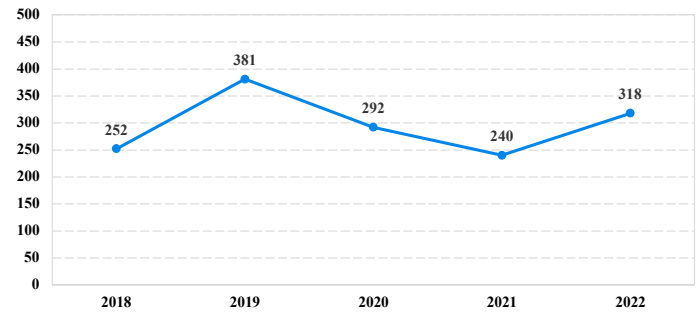
FINE ONLY

Total	10	0	0	0	2	0	0	0	8
--------------	-----------	----------	----------	----------	----------	----------	----------	----------	----------

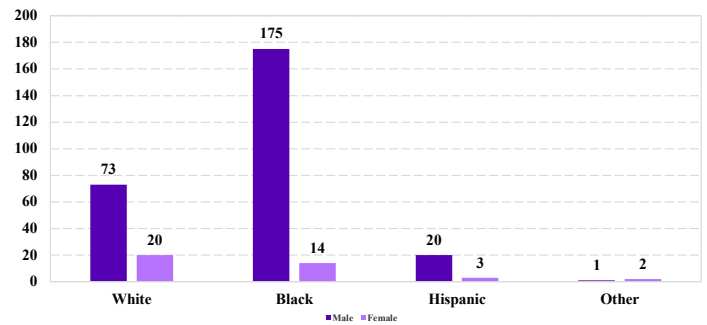
Cases with indeterminable sentence terms are excluded from the calculation of the Mean Sentence or Median Sentence category. Sentences greater than 470 months and probation were included in the sentence average computations as 470 months and zero months, respectively. Cases in the Total Receiving Imprisonment, Total Receiving Probation, and Fine Only categories total 100 percent of all cases. Cases missing information required for a specific analysis were excluded from that analysis. Descriptions of variables used in this analysis are provided in Appendix A.

SOURCE: U.S. Sentencing Commission, 2018 - 2022 Datafiles, USSCFY18 - USSCFY22.

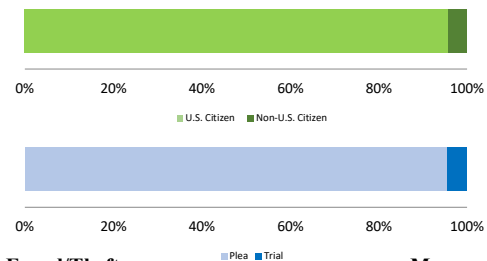
Number of Federal Offenders Over Time



Race and Gender



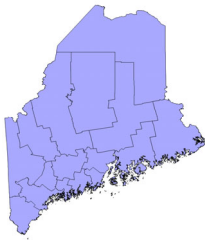
Citizenship, Guilty Pleas, and Trials



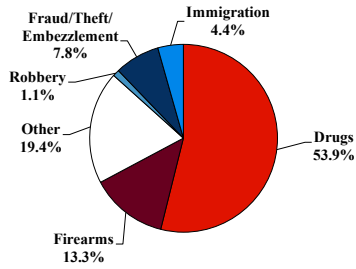
District at a Glance

District of Maine

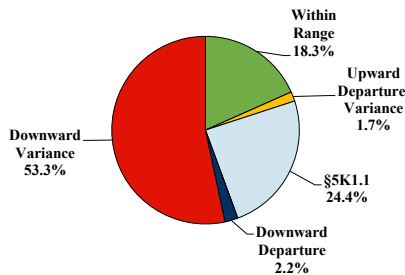
Fiscal Year 2022



Type of Crime



Sentence Imposed Relative to the Guideline Range



SENTENCING INFORMATION BY TYPE OF CRIME

	TOTAL	Immigration	Drug Trafficking	Firearms	Fraud/Theft /Embezzle	Robbery	Child Porn	Money Laundering	All Other
TOTAL	180	8	96	24	14	2	13	2	21
Mean Sentence (months)	49	9	51	14	16	--	138	--	55
Median Sentence (months)	27	7	36	4	0	--	120	--	33

IMPRISONMENT

Total Receiving Imprisonment	159	8	90	21	7	2	13	1	17
Prison Only	158	8	90	20	7	2	13	1	17
Up to 12 Months	41	6	19	12	2	0	0	0	2
13 to 60 Months	71	2	42	7	4	1	3	0	12
61 to 120 Months	32	0	22	1	1	1	5	1	1
Over 120 Months	14	0	7	0	0	0	5	0	2
Prison and Alternatives	1	0	0	1	0	0	0	0	0

PROBATION

Total Receiving Probation	19	0	6	3	6	0	0	1	3
Probation Only	19	0	6	3	6	0	0	1	3
Probation and Alternatives	0	0	0	0	0	0	0	0	0

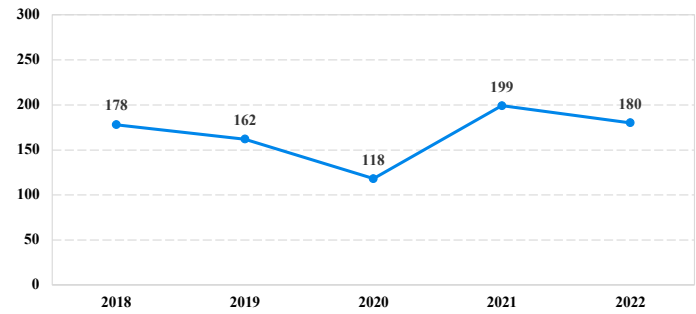
FINE ONLY

FINE ONLY	2	0	0	0	1	0	0	0	1
------------------	----------	----------	----------	----------	----------	----------	----------	----------	----------

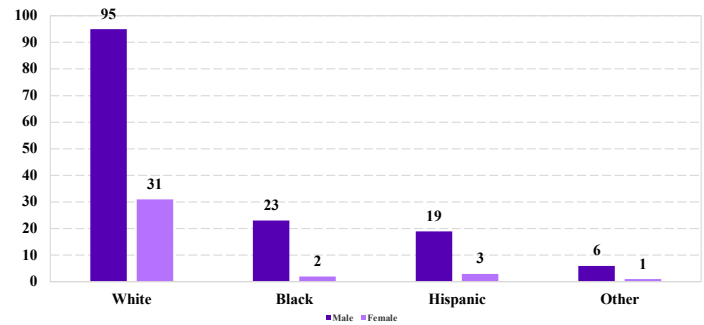
Cases with indeterminable sentence terms are excluded from the calculation of the Mean Sentence or Median Sentence category. Sentences greater than 470 months and probation were included in the sentence average computations as 470 months and zero months, respectively. Cases in the Total Receiving Imprisonment, Total Receiving Probation, and Fine Only categories total 100 percent of all cases. Cases missing information required for a specific analysis were excluded from that analysis. Descriptions of variables used in this analysis are provided in Appendix A.

SOURCE: U.S. Sentencing Commission, 2018 - 2022 Datafiles, USSCFY18 - USSCFY22.

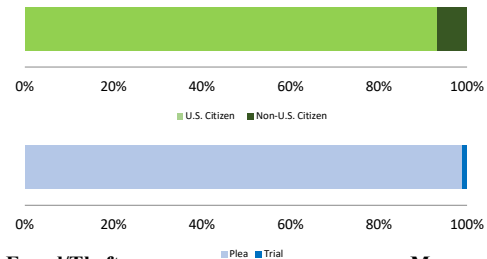
Number of Federal Offenders Over Time



Race and Gender



Citizenship, Guilty Pleas, and Trials



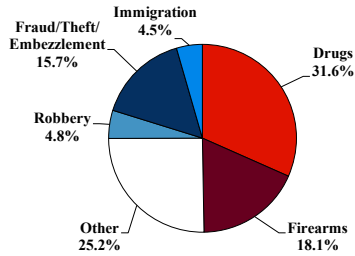
District at a Glance

District of Maryland

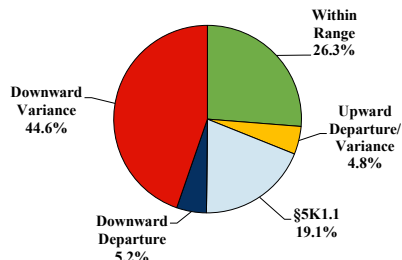
Fiscal Year 2022



Type of Crime



Sentence Imposed Relative to the Guideline Range



SENTENCING INFORMATION BY TYPE OF CRIME

	TOTAL	Immigration	Drug Trafficking	Firearms	Fraud/Theft /Embezzle	Robbery	Child Porn	Money Laundering	All Other
TOTAL	579	26	180	105	91	28	19	7	123
Mean Sentence (months)	68	13	67	52	29	105	105	21	112
Median Sentence (months)	48	14	60	46	24	114	90	18	46

IMPRISONMENT

Total Receiving Imprisonment	531	24	178	104	75	28	19	5	98
Prison Only	510	22	169	104	67	28	19	5	96
Up to 12 Months	54	6	18	6	11	0	0	0	13
13 to 60 Months	232	16	65	65	46	6	3	5	26
61 to 120 Months	147	0	69	32	10	12	11	0	13
Over 120 Months	77	0	17	1	0	10	5	0	44
Prison and Alternatives	21	2	9	0	8	0	0	0	2

PROBATION

Total Receiving Probation	36	2	2	1	15	0	0	2	14
Probation Only	21	1	0	1	9	0	0	1	9
Probation and Alternatives	15	1	2	0	6	0	0	1	5

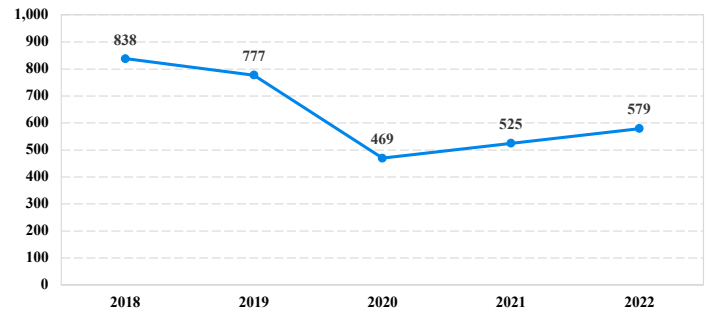
FINE ONLY

FINE ONLY	12	0	0	0	1	0	0	0	11
------------------	-----------	----------	----------	----------	----------	----------	----------	----------	-----------

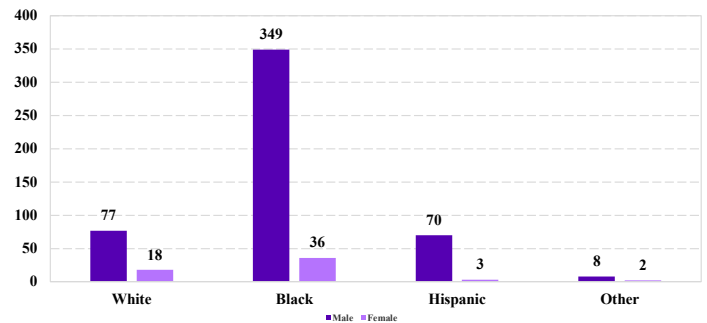
Cases with indeterminable sentence terms are excluded from the calculation of the Mean Sentence or Median Sentence category. Sentences greater than 470 months and probation were included in the sentence average computations as 470 months and zero months, respectively. Cases in the Total Receiving Imprisonment, Total Receiving Probation, and Fine Only categories total 100 percent of all cases. Cases missing information required for a specific analysis were excluded from that analysis. Descriptions of variables used in this analysis are provided in Appendix A.

SOURCE: U.S. Sentencing Commission, 2018 - 2022 Datafiles, USSCFY18 - USSCFY22.

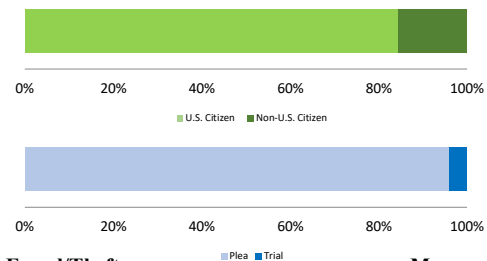
Number of Federal Offenders Over Time



Race and Gender



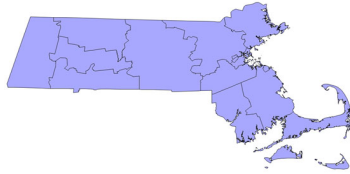
Citizenship, Guilty Pleas, and Trials



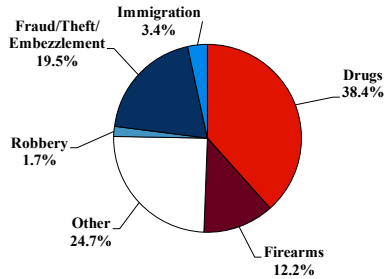
District at a Glance

District of Massachusetts

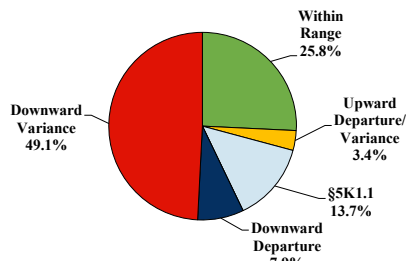
Fiscal Year 2022



Type of Crime



Sentence Imposed Relative to the Guideline Range



SENTENCING INFORMATION BY TYPE OF CRIME

	TOTAL	Immigration	Drug Trafficking	Firearms	Fraud/Theft /Embezzle	Robbery	Child Porn	Money Laundering	All Other
Total	466	16	179	57	91	8	13	16	86
Mean Sentence (months)	50	15	54	42	19	76	101	42	77
Median Sentence (months)	30	9	45	37	12	72	120	44	15

IMPRISONMENT

Total Receiving Imprisonment	430	13	178	56	76	8	13	14	72
Prison Only	394	13	162	45	71	6	13	13	71
Up to 12 Months	95	6	32	7	24	0	0	5	21
13 to 60 Months	201	6	84	28	44	4	4	5	26
61 to 120 Months	58	1	33	9	3	1	5	2	4
Over 120 Months	40	0	13	1	0	1	4	1	20
Prison and Alternatives	36	0	16	11	5	2	0	1	1

PROBATION

Total Receiving Probation	35	3	1	1	14	0	0	2	14
Probation Only	21	1	1	1	6	0	0	1	11
Probation and Alternatives	14	2	0	0	8	0	0	1	3

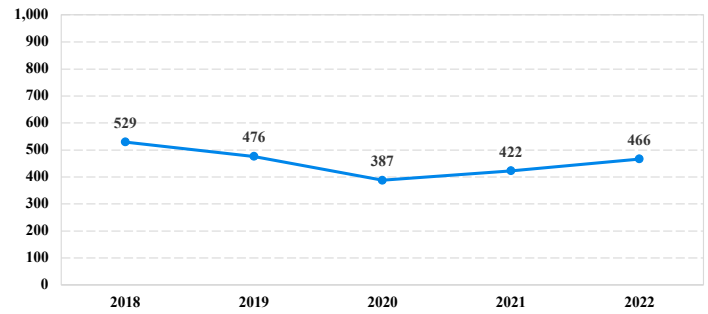
FINE ONLY

Total	1	0	0	0	1	0	0	0	0
--------------	----------	----------	----------	----------	----------	----------	----------	----------	----------

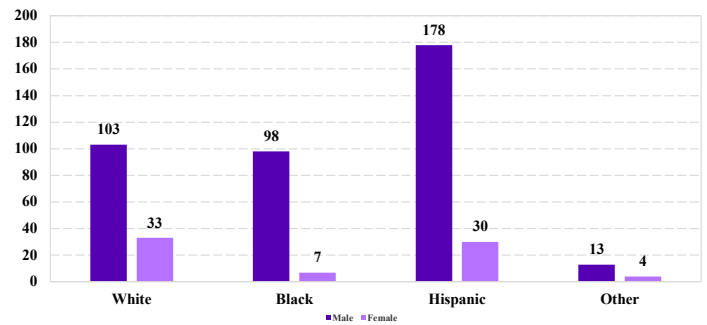
Cases with indeterminable sentence terms are excluded from the calculation of the Mean Sentence or Median Sentence category. Sentences greater than 470 months and probation were included in the sentence average computations as 470 months and zero months, respectively. Cases in the Total Receiving Imprisonment, Total Receiving Probation, and Fine Only categories total 100 percent of all cases. Cases missing information required for a specific analysis were excluded from that analysis. Descriptions of variables used in this analysis are provided in Appendix A.

SOURCE: U.S. Sentencing Commission, 2018 - 2022 Datafiles, USSCFY18 - USSCFY22.

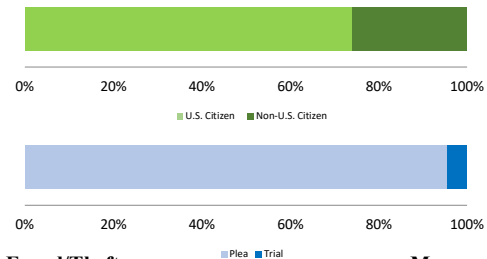
Number of Federal Offenders Over Time



Race and Gender



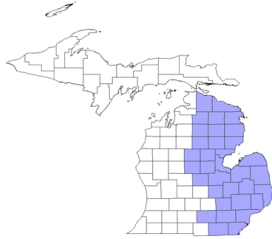
Citizenship, Guilty Pleas, and Trials



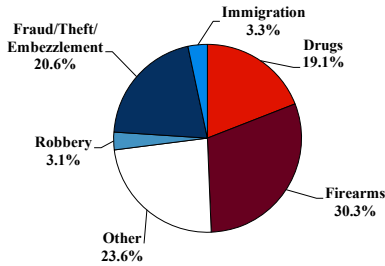
District at a Glance

Eastern District of Michigan

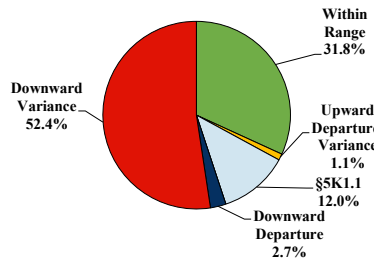
Fiscal Year 2022



Type of Crime



Sentence Imposed Relative to the Guideline Range



SENTENCING INFORMATION BY TYPE OF CRIME

	TOTAL	Immigration	Drug Trafficking	Firearms	Fraud/Theft /Embezzle	Robbery	Child Porn	Money Laundering	All Other
Total	719	24	136	218	148	22	34	19	118
Mean Sentence (months)	60	9	76	38	26	106	114	49	111
Median Sentence (months)	36	8	66	30	15	100	114	36	37

IMPRISONMENT

Total Receiving Imprisonment	653	21	136	196	125	22	34	18	101
Prison Only	637	21	133	192	119	21	34	18	99
Up to 12 Months	104	13	13	16	31	0	2	2	27
13 to 60 Months	308	8	47	142	72	5	6	10	18
61 to 120 Months	130	0	49	31	13	9	14	6	8
Over 120 Months	95	0	24	3	3	7	12	0	46
Prison and Alternatives	16	0	3	4	6	1	0	0	2

PROBATION

Total Receiving Probation	64	3	0	22	23	0	0	1	15
Probation Only	55	3	0	18	20	0	0	1	13
Probation and Alternatives	9	0	0	4	3	0	0	0	2

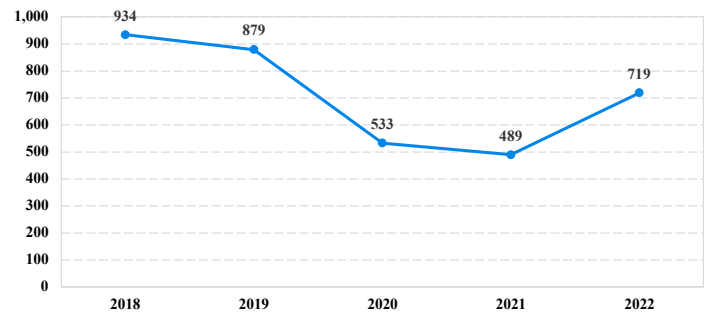
FINE ONLY

Total	2	0	0	0	0	0	0	0	2
--------------	----------	----------	----------	----------	----------	----------	----------	----------	----------

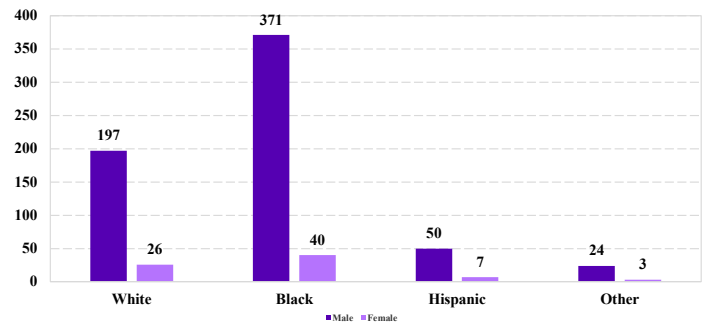
Cases with indeterminable sentence terms are excluded from the calculation of the Mean Sentence or Median Sentence category. Sentences greater than 470 months and probation were included in the sentence average computations as 470 months and zero months, respectively. Cases in the Total Receiving Imprisonment, Total Receiving Probation, and Fine Only categories total 100 percent of all cases. Cases missing information required for a specific analysis were excluded from that analysis. Descriptions of variables used in this analysis are provided in Appendix A.

SOURCE: U.S. Sentencing Commission, 2018 - 2022 Datafiles, USSCFY18 - USSCFY22.

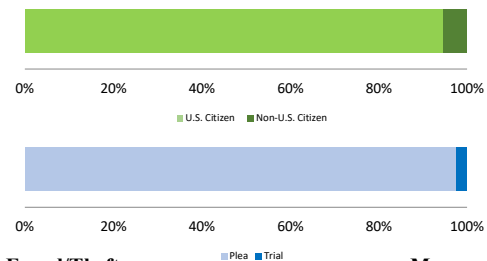
Number of Federal Offenders Over Time



Race and Gender



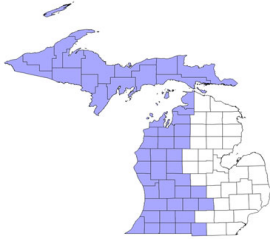
Citizenship, Guilty Pleas, and Trials



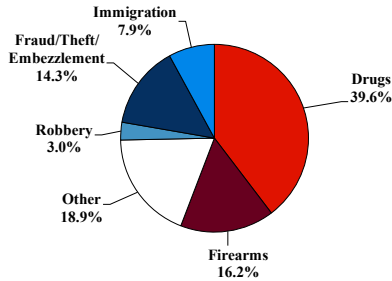
District at a Glance

Western District of Michigan

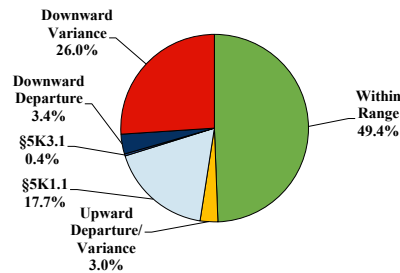
Fiscal Year 2022



Type of Crime



Sentence Imposed Relative to the Guideline Range



SENTENCING INFORMATION BY TYPE OF CRIME

	TOTAL	Immigration	Drug Trafficking	Firearms	Fraud/Theft /Embezzle	Robbery	Child Porn	Money Laundering	All Other
Total	265	21	105	43	38	8	5	5	40
Mean Sentence (months)	86	12	118	71	32	80	224	22	99
Median Sentence (months)	60	9	120	58	17	58	192	30	43

IMPRISONMENT

Total Receiving Imprisonment	241	20	102	40	27	8	5	4	35
Prison Only	240	20	102	40	27	8	5	4	34
Up to 12 Months	22	12	1	0	4	0	0	1	4
13 to 60 Months	91	8	24	20	18	4	0	3	14
61 to 120 Months	62	0	35	16	3	3	1	0	4
Over 120 Months	65	0	42	4	2	1	4	0	12
Prison and Alternatives	1	0	0	0	0	0	0	0	1

PROBATION

Total Receiving Probation	23	1	3	3	11	0	0	1	4
Probation Only	16	1	3	3	5	0	0	1	3
Probation and Alternatives	7	0	0	0	6	0	0	0	1

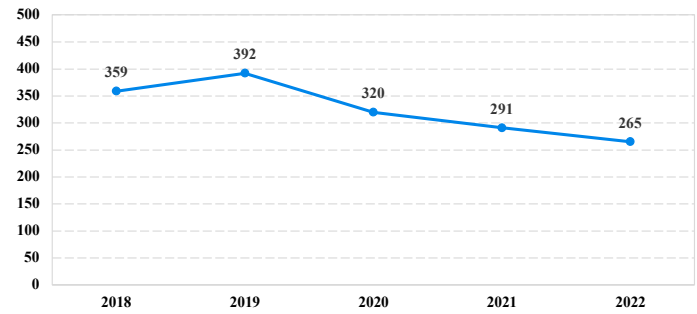
FINE ONLY

Total	1	0	0	0	0	0	0	0	1
--------------	----------	----------	----------	----------	----------	----------	----------	----------	----------

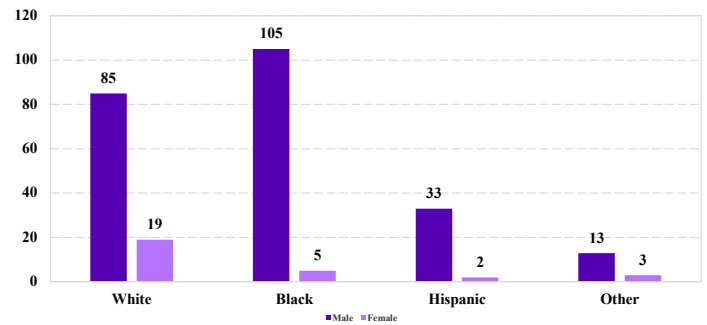
Cases with indeterminable sentence terms are excluded from the calculation of the Mean Sentence or Median Sentence category. Sentences greater than 470 months and probation were included in the sentence average computations as 470 months and zero months, respectively. Cases in the Total Receiving Imprisonment, Total Receiving Probation, and Fine Only categories total 100 percent of all cases. Cases missing information required for a specific analysis were excluded from that analysis. Descriptions of variables used in this analysis are provided in Appendix A.

SOURCE: U.S. Sentencing Commission, 2018 - 2022 Datafiles, USSCFY18 - USSCFY22.

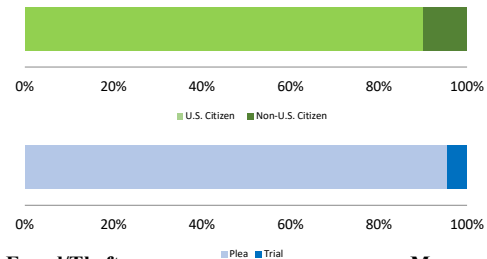
Number of Federal Offenders Over Time



Race and Gender



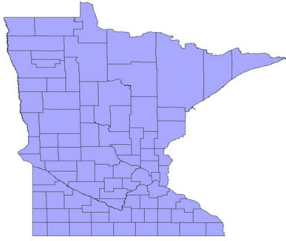
Citizenship, Guilty Pleas, and Trials



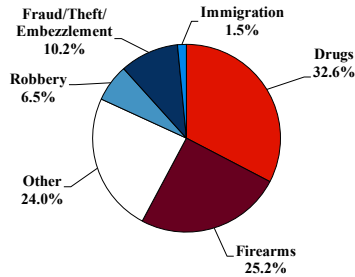
District at a Glance

District of Minnesota

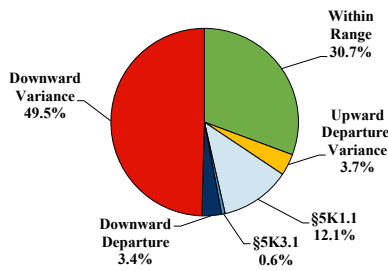
Fiscal Year 2022



Type of Crime



Sentence Imposed Relative to the Guideline Range



SENTENCING INFORMATION BY TYPE OF CRIME

	TOTAL	Immigration	Drug Trafficking	Firearms	Fraud/Theft /Embezzle	Robbery	Child Porn	Money Laundering	All Other
Total	325	5	104	82	33	21	12	2	66
Mean Sentence (months)	86	15	107	72	23	128	176	--	78
Median Sentence (months)	70	15	110	70	0	100	123	--	27

IMPRISONMENT

Total Receiving Imprisonment	290	5	104	80	14	21	12	2	52
Prison Only	272	5	97	76	13	21	11	2	47
Up to 12 Months	12	1	4	0	2	0	0	1	4
13 to 60 Months	88	4	23	31	6	2	0	0	22
61 to 120 Months	104	0	36	39	4	11	5	1	8
Over 120 Months	68	0	34	6	1	8	6	0	13
Prison and Alternatives	18	0	7	4	1	0	1	0	5

PROBATION

Total Receiving Probation	35	0	0	2	19	0	0	0	14
Probation Only	28	0	0	1	17	0	0	0	10
Probation and Alternatives	7	0	0	1	2	0	0	0	4

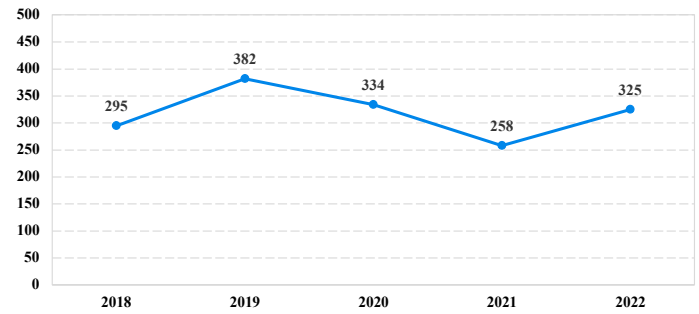
FINE ONLY

Total	0	0	0	0	0	0	0	0	0
--------------	----------	----------	----------	----------	----------	----------	----------	----------	----------

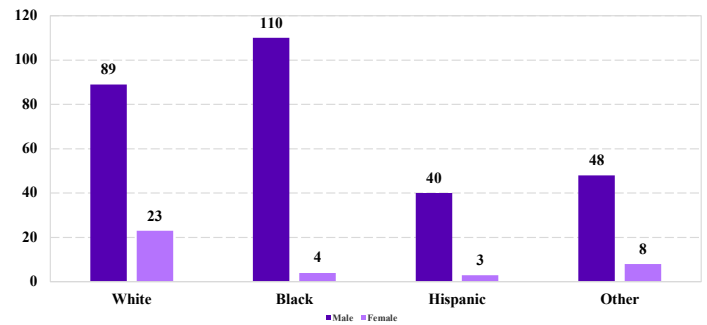
Cases with indeterminable sentence terms are excluded from the calculation of the Mean Sentence or Median Sentence category. Sentences greater than 470 months and probation were included in the sentence average computations as 470 months and zero months, respectively. Cases in the Total Receiving Imprisonment, Total Receiving Probation, and Fine Only categories total 100 percent of all cases. Cases missing information required for a specific analysis were excluded from that analysis. Descriptions of variables used in this analysis are provided in Appendix A.

SOURCE: U.S. Sentencing Commission, 2018 - 2022 Datafiles, USSCFY18 - USSCFY22.

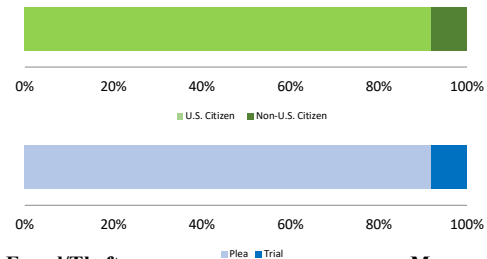
Number of Federal Offenders Over Time



Race and Gender



Citizenship, Guilty Pleas, and Trials



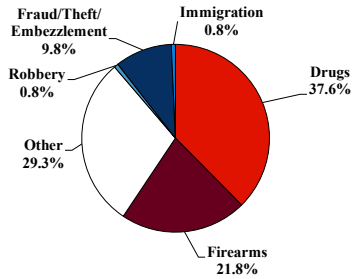
District at a Glance

Northern District of Mississippi

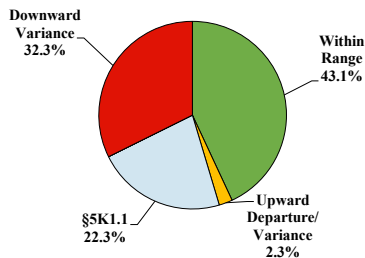
Fiscal Year 2022



Type of Crime



Sentence Imposed Relative to the Guideline Range



SENTENCING INFORMATION BY TYPE OF CRIME

	TOTAL	Immigration	Drug Trafficking	Firearms	Fraud/Theft /Embezzle	Robbery	Child Porn	Money Laundering	All Other
Total	133	1	50	29	13	1	9	1	29
Mean Sentence (months)	53	--	74	37	15	--	68	--	47
Median Sentence (months)	36	--	61	24	8	--	63	--	24

IMPRISONMENT

Total Receiving Imprisonment	112	1	44	26	7	0	8	1	25
Prison Only	107	1	43	26	7	0	8	1	21
Up to 12 Months	6	1	0	2	2	0	0	0	1
13 to 60 Months	59	0	18	20	4	0	3	0	14
61 to 120 Months	32	0	19	2	1	0	5	1	4
Over 120 Months	10	0	6	2	0	0	0	0	2
Prison and Alternatives	5	0	1	0	0	0	0	0	4

PROBATION

Total Receiving Probation	21	0	6	3	6	1	1	0	4
Probation Only	18	0	4	3	5	1	1	0	4
Probation and Alternatives	3	0	2	0	1	0	0	0	0

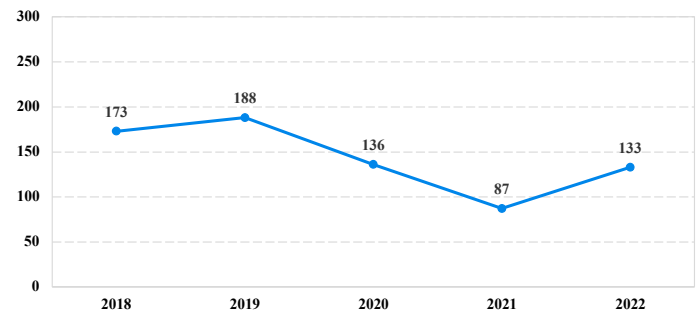
FINE ONLY

Total	0	0	0	0	0	0	0	0	0
--------------	----------	----------	----------	----------	----------	----------	----------	----------	----------

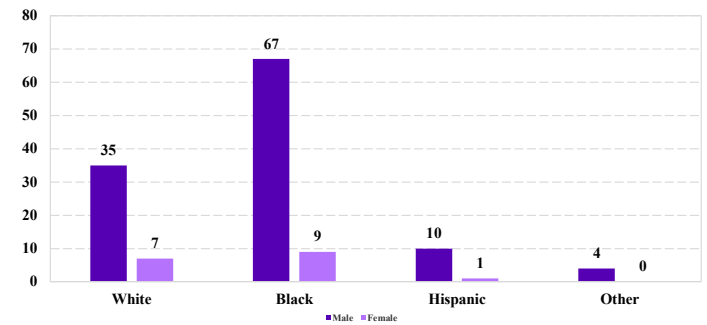
Cases with indeterminable sentence terms are excluded from the calculation of the Mean Sentence or Median Sentence category. Sentences greater than 470 months and probation were included in the sentence average computations as 470 months and zero months, respectively. Cases in the Total Receiving Imprisonment, Total Receiving Probation, and Fine Only categories total 100 percent of all cases. Cases missing information required for a specific analysis were excluded from that analysis. Descriptions of variables used in this analysis are provided in Appendix A.

SOURCE: U.S. Sentencing Commission, 2018 - 2022 Datafiles, USSCFY18 - USSCFY22.

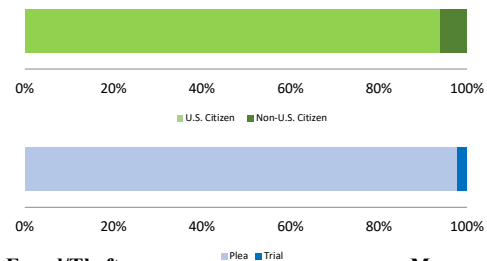
Number of Federal Offenders Over Time



Race and Gender



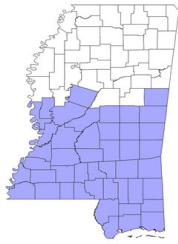
Citizenship, Guilty Pleas, and Trials



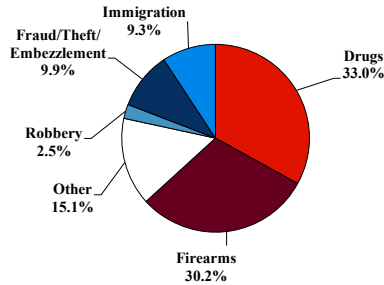
District at a Glance

Southern District of Mississippi

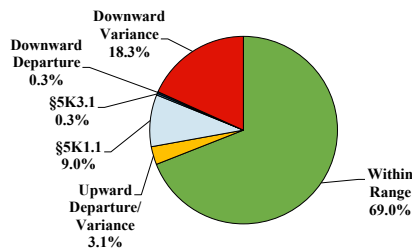
Fiscal Year 2022



Type of Crime



Sentence Imposed Relative to the Guideline Range



SENTENCING INFORMATION BY TYPE OF CRIME

	TOTAL	Immigration	Drug Trafficking	Firearms	Fraud/Theft /Embezzle	Robbery	Child Porn	Money Laundering	All Other
Total	324	30	107	98	32	8	5	2	42
Mean Sentence (months)	78	13	128	58	17	61	77	--	91
Median Sentence (months)	48	12	110	46	12	56	60	--	29

IMPRISONMENT

Total Receiving Imprisonment	306	30	107	95	24	7	5	2	36
Prison Only	303	30	107	93	23	7	5	2	36
Up to 12 Months	35	16	1	5	7	0	0	0	6
13 to 60 Months	149	14	34	60	16	4	3	1	17
61 to 120 Months	61	0	28	24	0	3	2	1	3
Over 120 Months	58	0	44	4	0	0	0	0	10
Prison and Alternatives	3	0	0	2	1	0	0	0	0

PROBATION

Total Receiving Probation	18	0	0	3	8	1	0	0	6
Probation Only	14	0	0	2	6	0	0	0	6
Probation and Alternatives	4	0	0	1	2	1	0	0	0

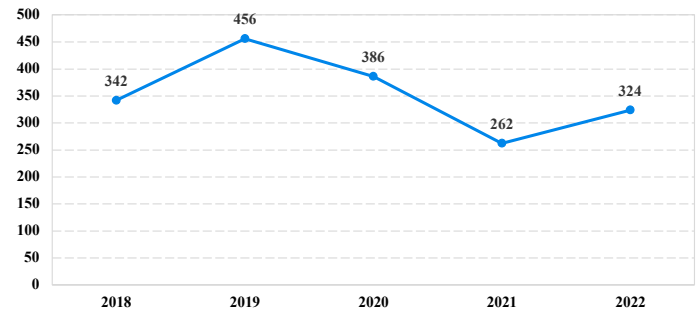
FINE ONLY

Total	0	0	0	0	0	0	0	0	0
--------------	----------	----------	----------	----------	----------	----------	----------	----------	----------

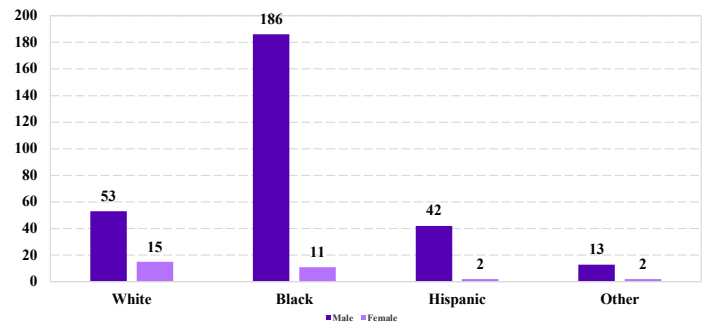
Cases with indeterminable sentence terms are excluded from the calculation of the Mean Sentence or Median Sentence category. Sentences greater than 470 months and probation were included in the sentence average computations as 470 months and zero months, respectively. Cases in the Total Receiving Imprisonment, Total Receiving Probation, and Fine Only categories total 100 percent of all cases. Cases missing information required for a specific analysis were excluded from that analysis. Descriptions of variables used in this analysis are provided in Appendix A.

SOURCE: U.S. Sentencing Commission, 2018 - 2022 Datafiles, USSCFY18 - USSCFY22.

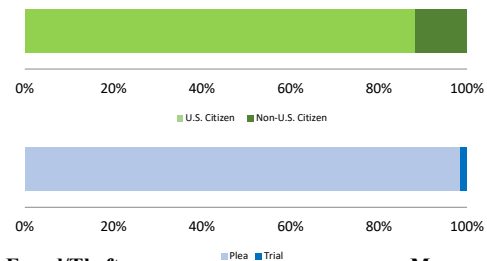
Number of Federal Offenders Over Time



Race and Gender



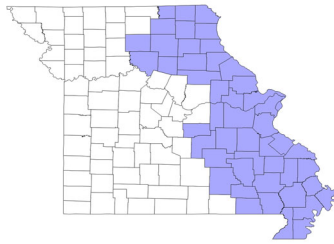
Citizenship, Guilty Pleas, and Trials



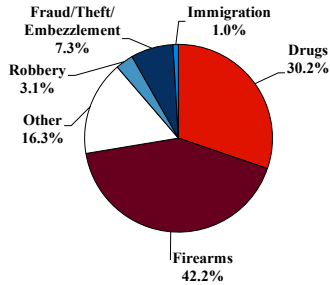
District at a Glance

Eastern District of Missouri

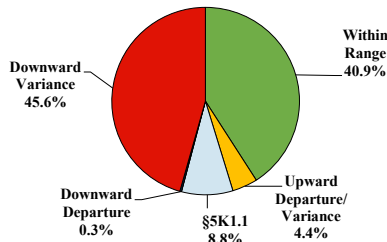
Fiscal Year 2022



Type of Crime



Sentence Imposed Relative to the Guideline Range



SENTENCING INFORMATION BY TYPE OF CRIME

	TOTAL	Immigration	Drug Trafficking	Firearms	Fraud/Theft /Embezzle	Robbery	Child Porn	Money Laundering	All Other
Total	1,032	10	312	435	75	32	52	9	107
Mean Sentence (months)	60	7	68	44	20	140	82	148	93
Median Sentence (months)	42	6	60	36	12	130	60	60	33

IMPRISONMENT

	TOTAL	Immigration	Drug Trafficking	Firearms	Fraud/Theft /Embezzle	Robbery	Child Porn	Money Laundering	All Other
Total Receiving Imprisonment	949	10	294	416	57	32	52	7	81
Prison Only	932	10	293	411	54	30	50	7	77
Up to 12 Months	67	9	14	21	15	1	0	0	7
13 to 60 Months	533	1	150	289	35	2	26	3	27
61 to 120 Months	234	0	93	94	3	10	20	0	14
Over 120 Months	98	0	36	7	1	17	4	4	29
Prison and Alternatives	17	0	1	5	3	2	2	0	4

PROBATION

	TOTAL	Immigration	Drug Trafficking	Firearms	Fraud/Theft /Embezzle	Robbery	Child Porn	Money Laundering	All Other
Total Receiving Probation	83	0	18	19	18	0	0	2	26
Probation Only	72	0	16	14	16	0	0	2	24
Probation and Alternatives	11	0	2	5	2	0	0	0	2

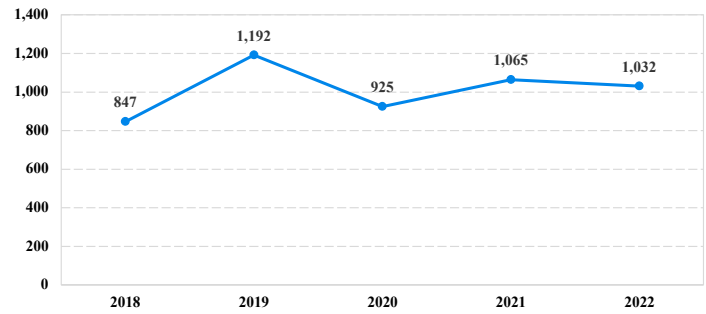
FINE ONLY

	TOTAL	Immigration	Drug Trafficking	Firearms	Fraud/Theft /Embezzle	Robbery	Child Porn	Money Laundering	All Other
Total	0	0	0	0	0	0	0	0	0

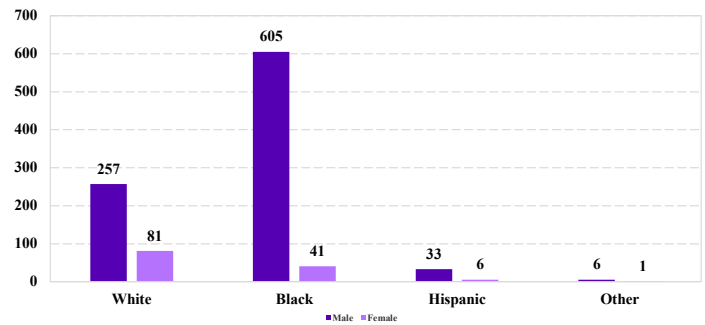
Cases with indeterminable sentence terms are excluded from the calculation of the Mean Sentence or Median Sentence category. Sentences greater than 470 months and probation were included in the sentence average computations as 470 months and zero months, respectively. Cases in the Total Receiving Imprisonment, Total Receiving Probation, and Fine Only categories total 100 percent of all cases. Cases missing information required for a specific analysis were excluded from that analysis. Descriptions of variables used in this analysis are provided in Appendix A.

SOURCE: U.S. Sentencing Commission, 2018 - 2022 Datafiles, USSCFY18 - USSCFY22.

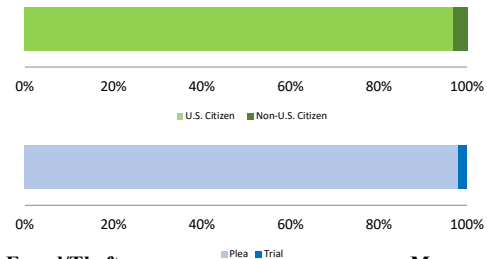
Number of Federal Offenders Over Time



Race and Gender



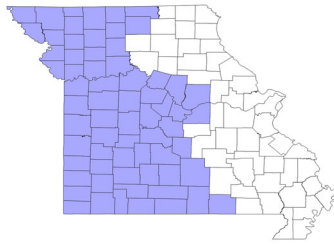
Citizenship, Guilty Pleas, and Trials



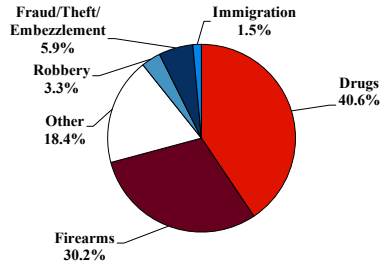
District at a Glance

Western District of Missouri

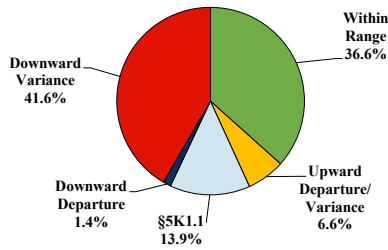
Fiscal Year 2022



Type of Crime



Sentence Imposed Relative to the Guideline Range



SENTENCING INFORMATION BY TYPE OF CRIME

	TOTAL	Immigration	Drug Trafficking	Firearms	Fraud/Theft /Embezzle	Robbery	Child Porn	Money Laundering	All Other
Total	810	12	324	245	48	27	39	40	75
Mean Sentence (months)	84	17	101	59	17	111	121	100	110
Median Sentence (months)	70	14	96	53	12	100	120	96	51

IMPRISONMENT

Total Receiving Imprisonment	750	11	302	234	34	26	39	40	64
Prison Only	746	11	300	233	34	26	38	40	64
Up to 12 Months	38	5	9	2	10	0	0	4	8
13 to 60 Months	272	6	71	132	22	6	4	11	20
61 to 120 Months	271	0	120	95	2	9	21	12	12
Over 120 Months	165	0	100	4	0	11	13	13	24
Prison and Alternatives	4	0	2	1	0	0	1	0	0

PROBATION

Total Receiving Probation	59	1	22	11	14	1	0	0	10
Probation Only	58	1	22	11	13	1	0	0	10
Probation and Alternatives	1	0	0	0	1	0	0	0	0

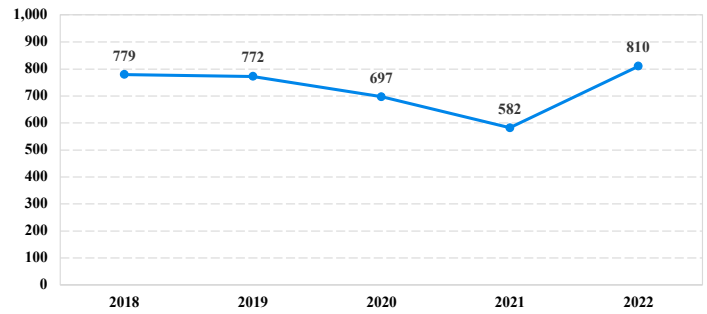
FINE ONLY

Total	1	0	0	0	0	0	0	0	1
--------------	----------	----------	----------	----------	----------	----------	----------	----------	----------

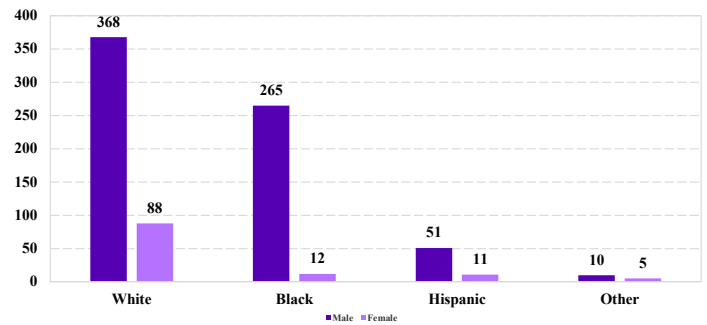
Cases with indeterminable sentence terms are excluded from the calculation of the Mean Sentence or Median Sentence category. Sentences greater than 470 months and probation were included in the sentence average computations as 470 months and zero months, respectively. Cases in the Total Receiving Imprisonment, Total Receiving Probation, and Fine Only categories total 100 percent of all cases. Cases missing information required for a specific analysis were excluded from that analysis. Descriptions of variables used in this analysis are provided in Appendix A.

SOURCE: U.S. Sentencing Commission, 2018 - 2022 Datafiles, USSCFY18 - USSCFY22.

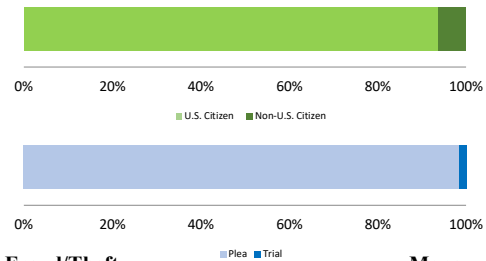
Number of Federal Offenders Over Time



Race and Gender



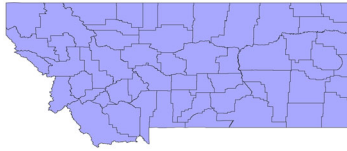
Citizenship, Guilty Pleas, and Trials



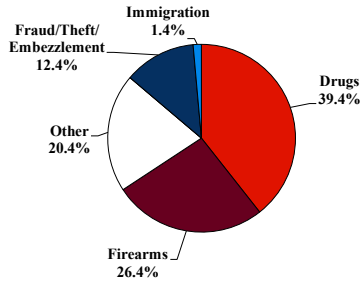
District at a Glance

District of Montana

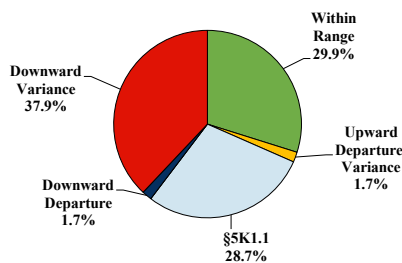
Fiscal Year 2022



Type of Crime



Sentence Imposed Relative to the Guideline Range



SENTENCING INFORMATION BY TYPE OF CRIME

	TOTAL	Immigration	Drug Trafficking	Firearms	Fraud/Theft /Embezzle	Robbery	Child Porn	Money Laundering	All Other
Total	348	5	136	92	43	0	10	6	56
Mean Sentence (months)	48	9	61	26	19	--	67	44	71
Median Sentence (months)	35	8	60	24	16	--	69	38	33

IMPRISONMENT

Total Receiving Imprisonment	321	5	136	84	31	0	9	6	50
Prison Only	315	5	133	83	31	0	9	6	48
Up to 12 Months	47	3	20	10	5	0	0	0	9
13 to 60 Months	178	2	55	68	25	0	3	4	21
61 to 120 Months	69	0	48	5	1	0	5	2	8
Over 120 Months	21	0	10	0	0	0	1	0	10
Prison and Alternatives	6	0	3	1	0	0	0	0	2

PROBATION

Total Receiving Probation	27	0	0	8	12	0	1	0	6
Probation Only	26	0	0	8	12	0	0	0	6
Probation and Alternatives	1	0	0	0	0	0	1	0	0

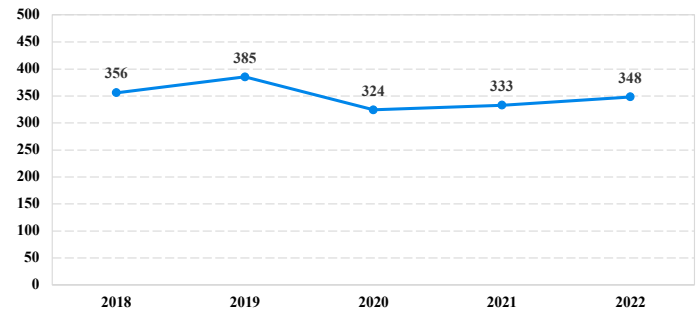
FINE ONLY

Total	0	0	0	0	0	0	0	0	0
--------------	----------	----------	----------	----------	----------	----------	----------	----------	----------

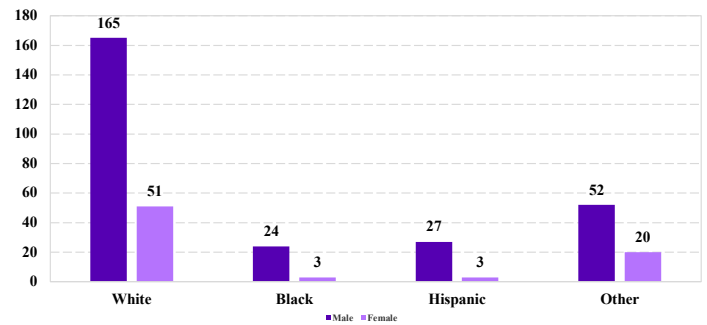
Cases with indeterminable sentence terms are excluded from the calculation of the Mean Sentence or Median Sentence category. Sentences greater than 470 months and probation were included in the sentence average computations as 470 months and zero months, respectively. Cases in the Total Receiving Imprisonment, Total Receiving Probation, and Fine Only categories total 100 percent of all cases. Cases missing information required for a specific analysis were excluded from that analysis. Descriptions of variables used in this analysis are provided in Appendix A.

SOURCE: U.S. Sentencing Commission, 2018 - 2022 Datafiles, USSCFY18 - USSCFY22.

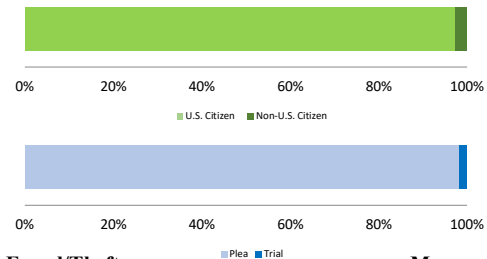
Number of Federal Offenders Over Time



Race and Gender



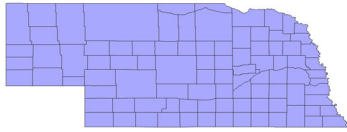
Citizenship, Guilty Pleas, and Trials



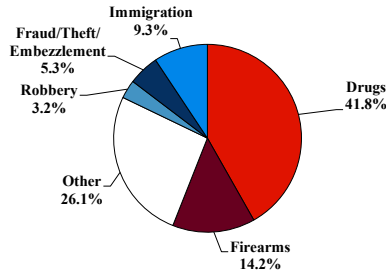
District at a Glance

District of Nebraska

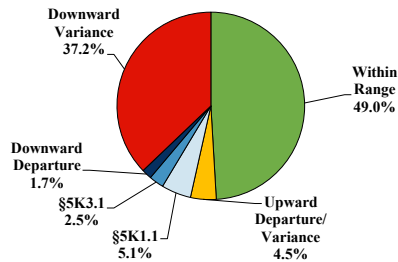
Fiscal Year 2022



Type of Crime



Sentence Imposed Relative to the Guideline Range



SENTENCING INFORMATION BY TYPE OF CRIME

	TOTAL	Immigration	Drug Trafficking	Firearms	Fraud/Theft /Embezzle	Robbery	Child Porn	Money Laundering	All Other
Total	471	44	197	67	25	15	27	2	94
Mean Sentence (months)	76	8	112	38	12	115	98	--	62
Median Sentence (months)	60	6	96	36	6	84	90	--	27

IMPRISONMENT

Total Receiving Imprisonment	444	44	195	62	18	15	27	1	82
Prison Only	435	44	195	60	16	14	27	1	78
Up to 12 Months	69	38	4	7	9	0	0	0	11
13 to 60 Months	150	6	45	42	7	5	8	0	37
61 to 120 Months	119	0	77	10	0	5	12	0	15
Over 120 Months	97	0	69	1	0	4	7	1	15
Prison and Alternatives	9	0	0	2	2	1	0	0	4

PROBATION

Total Receiving Probation	27	0	2	5	7	0	0	1	12
Probation Only	25	0	2	5	6	0	0	1	11
Probation and Alternatives	2	0	0	0	1	0	0	0	1

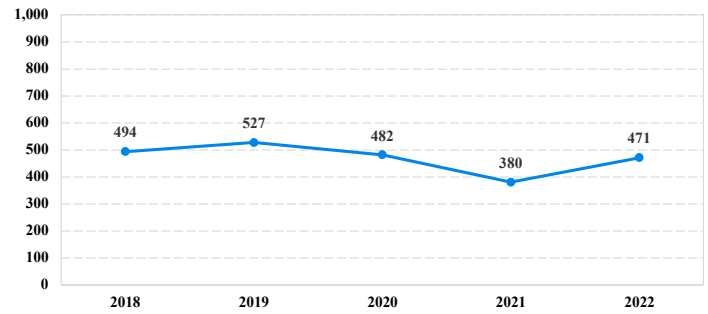
FINE ONLY

Total	0	0	0	0	0	0	0	0	0
--------------	----------	----------	----------	----------	----------	----------	----------	----------	----------

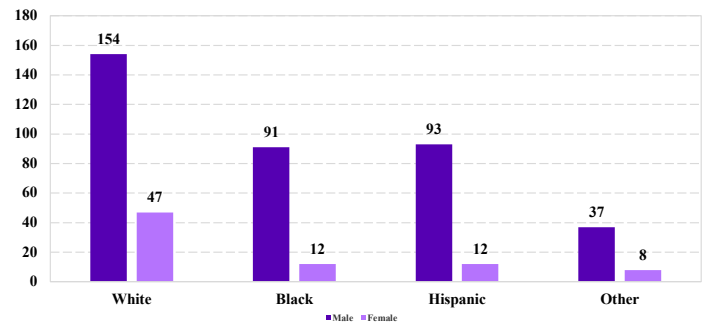
Cases with indeterminable sentence terms are excluded from the calculation of the Mean Sentence or Median Sentence category. Sentences greater than 470 months and probation were included in the sentence average computations as 470 months and zero months, respectively. Cases in the Total Receiving Imprisonment, Total Receiving Probation, and Fine Only categories total 100 percent of all cases. Cases missing information required for a specific analysis were excluded from that analysis. Descriptions of variables used in this analysis are provided in Appendix A.

SOURCE: U.S. Sentencing Commission, 2018 - 2022 Datafiles, USSCFY18 - USSCFY22.

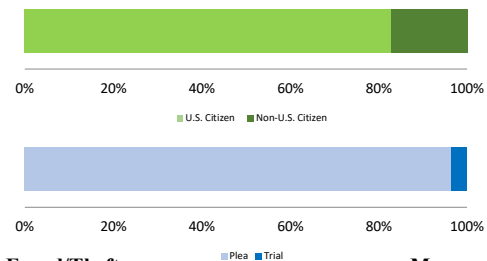
Number of Federal Offenders Over Time



Race and Gender



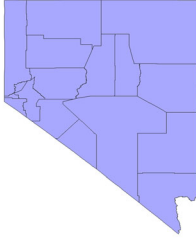
Citizenship, Guilty Pleas, and Trials



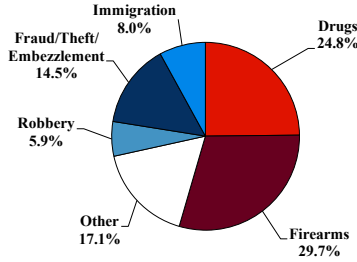
District at a Glance

District of Nevada

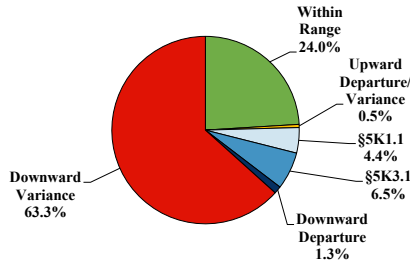
Fiscal Year 2022



Type of Crime



Sentence Imposed Relative to the Guideline Range



SENTENCING INFORMATION BY TYPE OF CRIME

	TOTAL	Immigration	Drug Trafficking	Firearms	Fraud/Theft /Embezzle	Robbery	Child Porn	Money Laundering	All Other
Total	387	31	95	115	56	23	17	9	41
Mean Sentence (months)	48	14	61	28	28	112	103	22	67
Median Sentence (months)	30	8	65	27	18	94	78	6	24

IMPRISONMENT

Total Receiving Imprisonment	341	27	90	104	40	23	17	5	35
Prison Only	311	27	82	92	38	22	16	3	31
Up to 12 Months	51	15	10	13	5	1	0	0	7
13 to 60 Months	155	11	28	69	25	4	4	1	13
61 to 120 Months	82	1	39	10	8	11	8	2	3
Over 120 Months	23	0	5	0	0	6	4	0	8
Prison and Alternatives	30	0	8	12	2	1	1	2	4

PROBATION

Total Receiving Probation	45	4	5	11	16	0	0	4	5
Probation Only	32	3	5	8	12	0	0	1	3
Probation and Alternatives	13	1	0	3	4	0	0	3	2

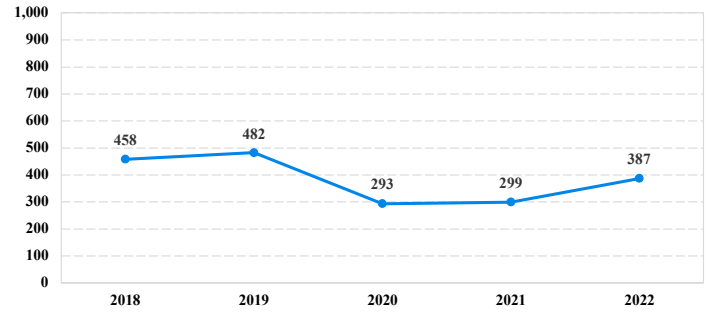
FINE ONLY

Total	1	0	0	0	0	0	0	0	1
--------------	----------	----------	----------	----------	----------	----------	----------	----------	----------

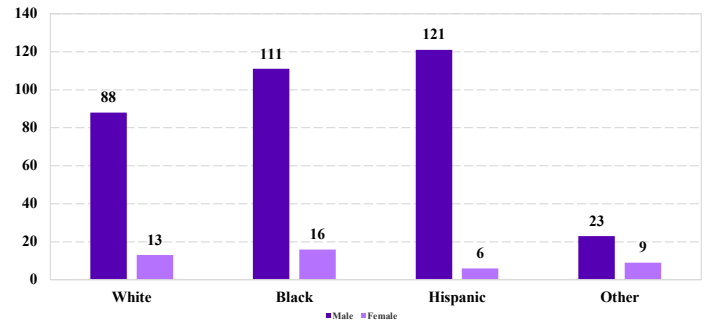
Cases with indeterminable sentence terms are excluded from the calculation of the Mean Sentence or Median Sentence category. Sentences greater than 470 months and probation were included in the sentence average computations as 470 months and zero months, respectively. Cases in the Total Receiving Imprisonment, Total Receiving Probation, and Fine Only categories total 100 percent of all cases. Cases missing information required for a specific analysis were excluded from that analysis. Descriptions of variables used in this analysis are provided in Appendix A.

SOURCE: U.S. Sentencing Commission, 2018 - 2022 Datafiles, USSCFY18 - USSCFY22.

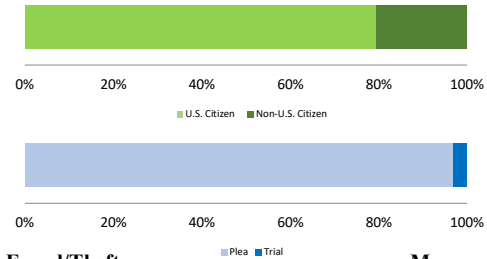
Number of Federal Offenders Over Time



Race and Gender



Citizenship, Guilty Pleas, and Trials



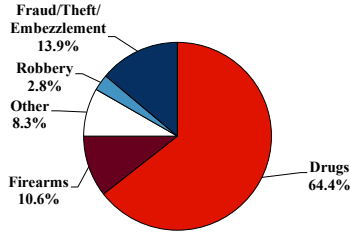
District at a Glance

District of New Hampshire

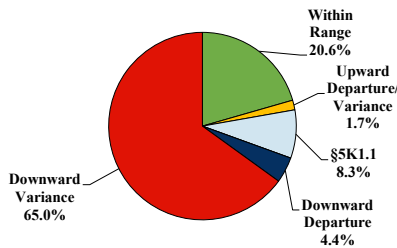
Fiscal Year 2022



Type of Crime



Sentence Imposed Relative to the Guideline Range



SENTENCING INFORMATION BY TYPE OF CRIME

	TOTAL	Immigration	Drug Trafficking	Firearms	Fraud/Theft /Embezzle	Robbery	Child Porn	Money Laundering	All Other
TOTAL	180	0	114	19	25	5	5	2	10
Mean Sentence (months)	38	--	43	22	11	66	71	--	47
Median Sentence (months)	24	--	40	24	4	70	78	--	10

IMPRISONMENT

Total Receiving Imprisonment	160	0	108	17	15	5	5	2	8
Prison Only	153	0	106	17	11	5	4	2	8
Up to 12 Months	42	0	27	6	4	0	0	2	3
13 to 60 Months	66	0	44	10	7	2	1	0	2
61 to 120 Months	42	0	33	1	0	3	3	0	2
Over 120 Months	3	0	2	0	0	0	0	0	1
Prison and Alternatives	7	0	2	0	4	0	1	0	0

PROBATION

Total Receiving Probation	20	0	6	2	10	0	0	0	2
Probation Only	17	0	6	2	7	0	0	0	2
Probation and Alternatives	3	0	0	0	3	0	0	0	0

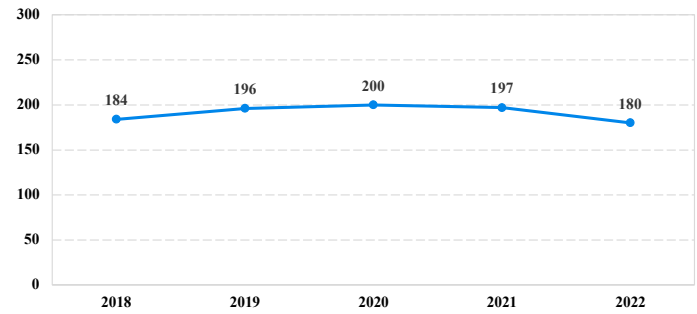
FINE ONLY

FINE ONLY	0	0	0	0	0	0	0	0	0
------------------	----------	----------	----------	----------	----------	----------	----------	----------	----------

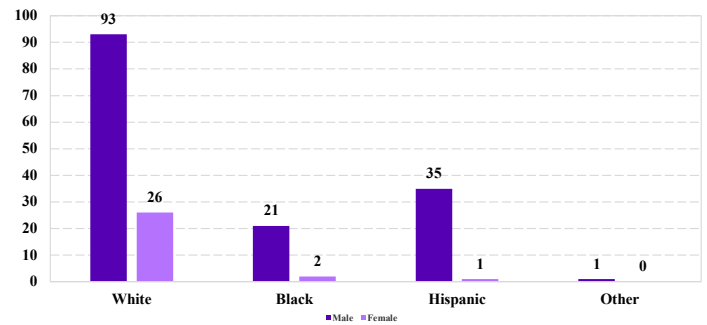
Cases with indeterminable sentence terms are excluded from the calculation of the Mean Sentence or Median Sentence category. Sentences greater than 470 months and probation were included in the sentence average computations as 470 months and zero months, respectively. Cases in the Total Receiving Imprisonment, Total Receiving Probation, and Fine Only categories total 100 percent of all cases. Cases missing information required for a specific analysis were excluded from that analysis. Descriptions of variables used in this analysis are provided in Appendix A.

SOURCE: U.S. Sentencing Commission, 2018 - 2022 Datafiles, USSCFY18 - USSCFY22.

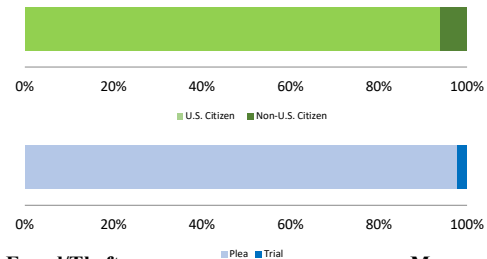
Number of Federal Offenders Over Time



Race and Gender



Citizenship, Guilty Pleas, and Trials



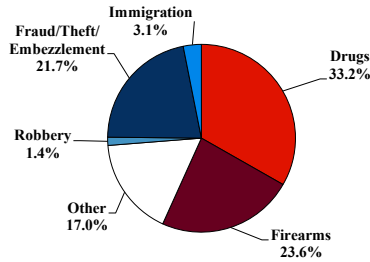
District at a Glance

District of New Jersey

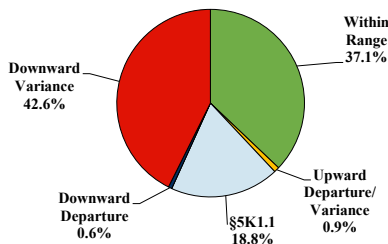
Fiscal Year 2022



Type of Crime



Sentence Imposed Relative to the Guideline Range



SENTENCING INFORMATION BY TYPE OF CRIME

	TOTAL	Immigration	Drug Trafficking	Firearms	Fraud/Theft /Embezzle	Robbery	Child Porn	Money Laundering	All Other
Total	641	20	210	151	139	9	12	17	83
Mean Sentence (months)	46	16	56	53	22	128	125	44	37
Median Sentence (months)	30	14	46	46	16	97	98	33	12

IMPRISONMENT

Total Receiving Imprisonment	572	19	200	147	111	9	12	15	59
Prison Only	540	19	190	144	99	9	12	13	54
Up to 12 Months	69	8	19	4	24	0	1	2	11
13 to 60 Months	316	10	107	91	65	2	0	7	34
61 to 120 Months	118	1	44	47	10	4	8	2	2
Over 120 Months	37	0	20	2	0	3	3	2	7
Prison and Alternatives	32	0	10	3	12	0	0	2	5

PROBATION

Total Receiving Probation	69	1	10	4	28	0	0	2	24
Probation Only	49	0	6	1	22	0	0	1	19
Probation and Alternatives	20	1	4	3	6	0	0	1	5

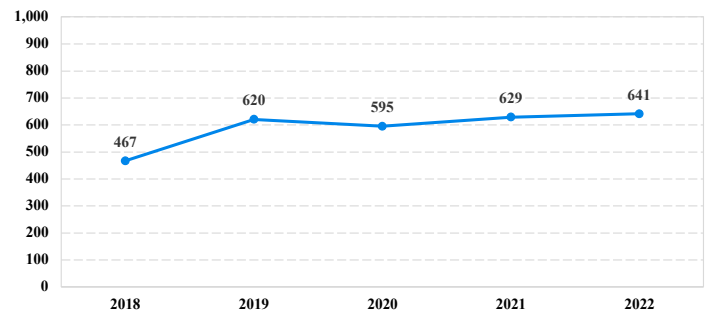
FINE ONLY

Total	0	0	0	0	0	0	0	0	0
--------------	----------	----------	----------	----------	----------	----------	----------	----------	----------

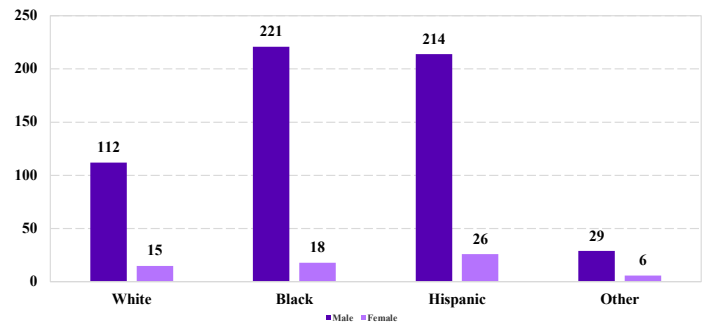
Cases with indeterminable sentence terms are excluded from the calculation of the Mean Sentence or Median Sentence category. Sentences greater than 470 months and probation were included in the sentence average computations as 470 months and zero months, respectively. Cases in the Total Receiving Imprisonment, Total Receiving Probation, and Fine Only categories total 100 percent of all cases. Cases missing information required for a specific analysis were excluded from that analysis. Descriptions of variables used in this analysis are provided in Appendix A.

SOURCE: U.S. Sentencing Commission, 2018 - 2022 Datafiles, USSCFY18 - USSCFY22.

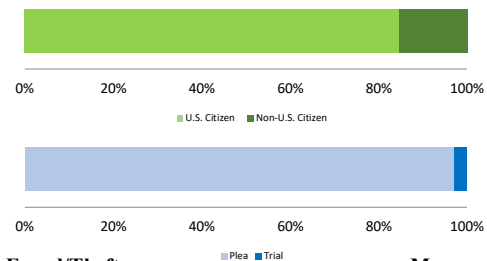
Number of Federal Offenders Over Time



Race and Gender



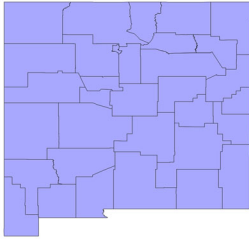
Citizenship, Guilty Pleas, and Trials



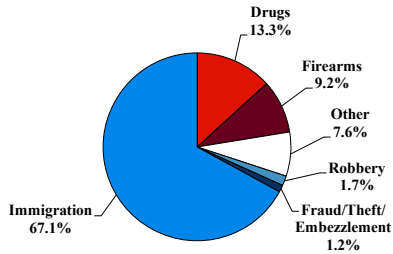
District at a Glance

District of New Mexico

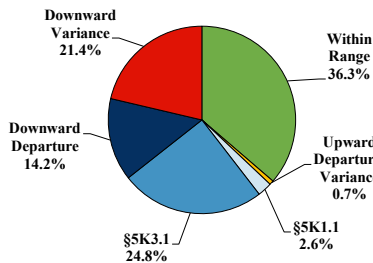
Fiscal Year 2022



Type of Crime



Sentence Imposed Relative to the Guideline Range



SENTENCING INFORMATION BY TYPE OF CRIME

	TOTAL	Immigration	Drug Trafficking	Firearms	Fraud/Theft /Embezzle	Robbery	Child Porn	Money Laundering	All Other
	2,075	1,392	274	191	24	36	11	15	132
Mean Sentence (months)	26	10	62	42	19	77	157	42	80
Median Sentence (months)	10	6	56	36	17	63	121	18	41

IMPRISONMENT

	TOTAL	Immigration	Drug Trafficking	Firearms	Fraud/Theft /Embezzle	Robbery	Child Porn	Money Laundering	All Other
Total Receiving Imprisonment	2,043	1,381	273	185	18	36	11	13	126
Prison Only	1,844	1,336	201	145	17	28	8	11	98
Up to 12 Months	1,047	973	31	14	3	1	1	5	19
13 to 60 Months	635	360	95	105	13	14	1	1	46
61 to 120 Months	104	3	53	23	1	7	2	3	12
Over 120 Months	58	0	22	3	0	6	4	2	21
Prison and Alternatives	199	45	72	40	1	8	3	2	28

PROBATION

	TOTAL	Immigration	Drug Trafficking	Firearms	Fraud/Theft /Embezzle	Robbery	Child Porn	Money Laundering	All Other
Total Receiving Probation	32	11	1	6	6	0	0	2	6
Probation Only	27	7	0	6	6	0	0	2	6
Probation and Alternatives	5	4	1	0	0	0	0	0	0

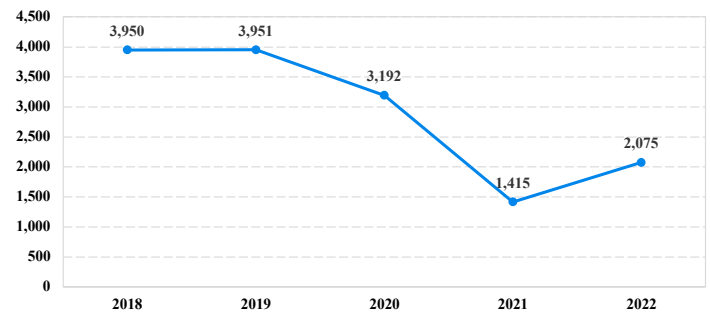
FINE ONLY

	TOTAL	Immigration	Drug Trafficking	Firearms	Fraud/Theft /Embezzle	Robbery	Child Porn	Money Laundering	All Other
	0	0	0	0	0	0	0	0	0

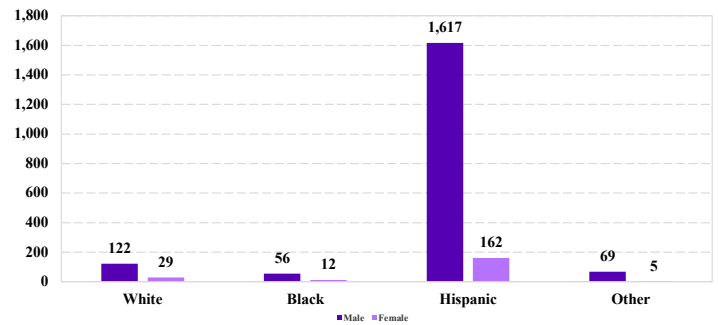
Cases with indeterminable sentence terms are excluded from the calculation of the Mean Sentence or Median Sentence category. Sentences greater than 470 months and probation were included in the sentence average computations as 470 months and zero months, respectively. Cases in the Total Receiving Imprisonment, Total Receiving Probation, and Fine Only categories total 100 percent of all cases. Cases missing information required for a specific analysis were excluded from that analysis. Descriptions of variables used in this analysis are provided in Appendix A.

SOURCE: U.S. Sentencing Commission, 2018 - 2022 Datafiles, USSCFY18 - USSCFY22.

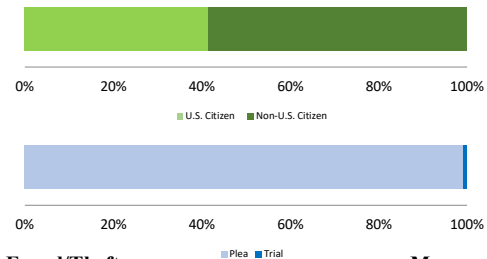
Number of Federal Offenders Over Time



Race and Gender



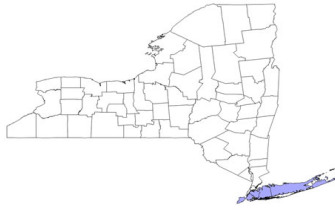
Citizenship, Guilty Pleas, and Trials



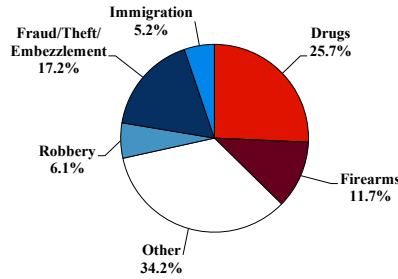
District at a Glance

Eastern District of New York

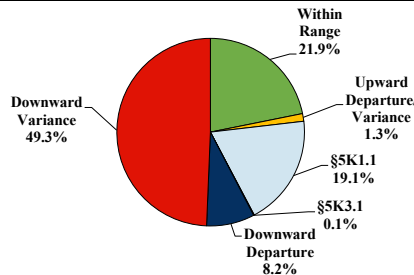
Fiscal Year 2022



Type of Crime



Sentence Imposed Relative to the Guideline Range



SENTENCING INFORMATION BY TYPE OF CRIME

	TOTAL	Immigration	Drug Trafficking	Firearms	Fraud/Theft /Embezzle	Robbery	Child Porn	Money Laundering	All Other
Total	693	36	177	81	119	42	30	29	179
Mean Sentence (months)	48	14	51	34	15	71	64	46	73
Median Sentence (months)	19	11	30	30	3	59	60	6	14

IMPRISONMENT

Total Receiving Imprisonment	587	35	162	78	84	41	29	23	135
Prison Only	568	35	159	74	82	36	29	23	130
Up to 12 Months	162	17	47	8	33	9	3	9	36
13 to 60 Months	249	18	55	58	42	9	14	10	43
61 to 120 Months	93	0	41	8	6	13	10	1	14
Over 120 Months	64	0	16	0	1	5	2	3	37
Prison and Alternatives	19	0	3	4	2	5	0	0	5

PROBATION

Total Receiving Probation	106	1	15	3	35	1	1	6	44
Probation Only	94	1	12	2	31	1	1	5	41
Probation and Alternatives	12	0	3	1	4	0	0	1	3

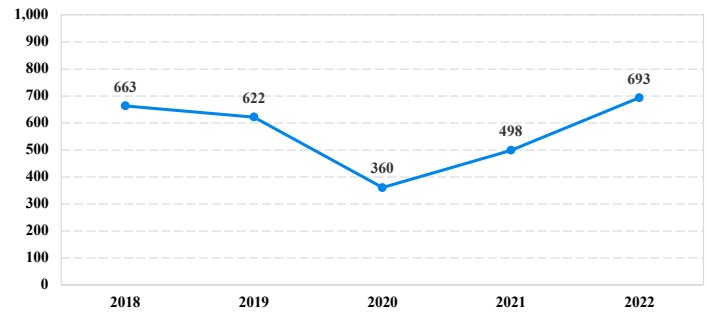
FINE ONLY

Total	0	0	0	0	0	0	0	0	0
--------------	----------	----------	----------	----------	----------	----------	----------	----------	----------

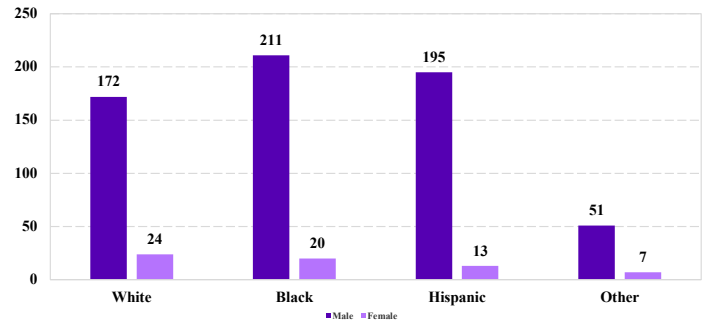
Cases with indeterminable sentence terms are excluded from the calculation of the Mean Sentence or Median Sentence category. Sentences greater than 470 months and probation were included in the sentence average computations as 470 months and zero months, respectively. Cases in the Total Receiving Imprisonment, Total Receiving Probation, and Fine Only categories total 100 percent of all cases. Cases missing information required for a specific analysis were excluded from that analysis. Descriptions of variables used in this analysis are provided in Appendix A.

SOURCE: U.S. Sentencing Commission, 2018 - 2022 Datafiles, USSCFY18 - USSCFY22.

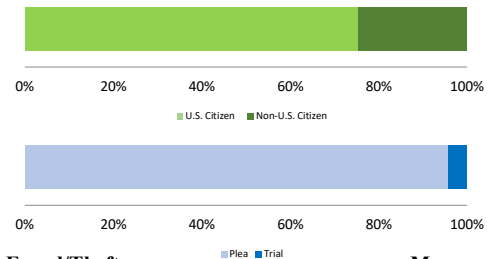
Number of Federal Offenders Over Time



Race and Gender



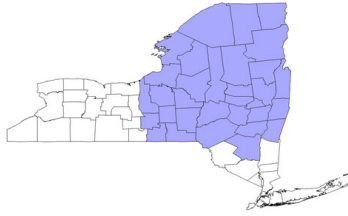
Citizenship, Guilty Pleas, and Trials



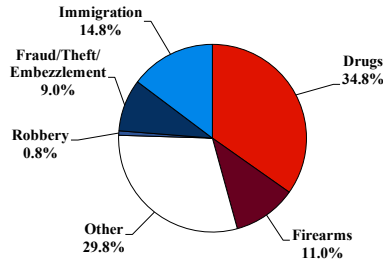
District at a Glance

Northern District of New York

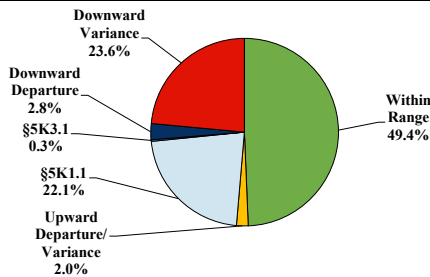
Fiscal Year 2022



Type of Crime



Sentence Imposed Relative to the Guideline Range



SENTENCING INFORMATION BY TYPE OF CRIME

	TOTAL	Immigration	Drug Trafficking	Firearms	Fraud/Theft /Embezzle	Robbery	Child Porn	Money Laundering	All Other
Total	400	59	138	44	36	3	31	9	80
Mean Sentence (months)	54	11	57	35	14	77	152	61	71
Median Sentence (months)	35	4	55	36	0	111	156	60	14

IMPRISONMENT

Total Receiving Imprisonment	351	57	136	44	21	3	31	8	51
Prison Only	349	57	135	43	21	3	31	8	51
Up to 12 Months	79	39	12	8	9	1	0	1	9
13 to 60 Months	156	18	72	31	11	0	1	3	20
61 to 120 Months	69	0	43	4	1	2	10	3	6
Over 120 Months	45	0	8	0	0	0	20	1	16
Prison and Alternatives	2	0	1	1	0	0	0	0	0

PROBATION

Total Receiving Probation	43	2	2	0	11	0	0	1	27
Probation Only	41	2	2	0	10	0	0	1	26
Probation and Alternatives	2	0	0	0	1	0	0	0	1

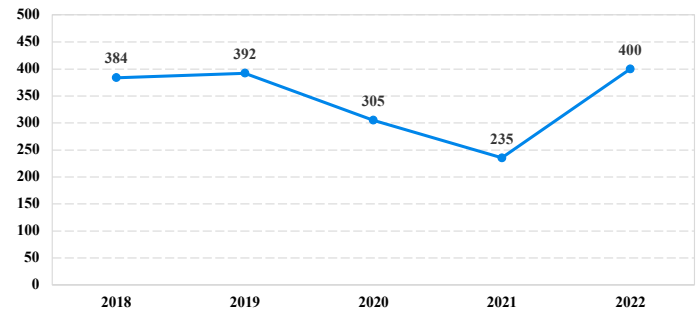
FINE ONLY

Total	6	0	0	0	4	0	0	0	2
--------------	----------	----------	----------	----------	----------	----------	----------	----------	----------

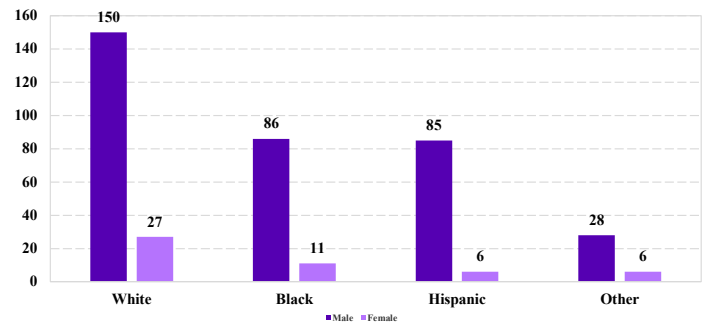
Cases with indeterminable sentence terms are excluded from the calculation of the Mean Sentence or Median Sentence category. Sentences greater than 470 months and probation were included in the sentence average computations as 470 months and zero months, respectively. Cases in the Total Receiving Imprisonment, Total Receiving Probation, and Fine Only categories total 100 percent of all cases. Cases missing information required for a specific analysis were excluded from that analysis. Descriptions of variables used in this analysis are provided in Appendix A.

SOURCE: U.S. Sentencing Commission, 2018 - 2022 Datafiles, USSCFY18 - USSCFY22.

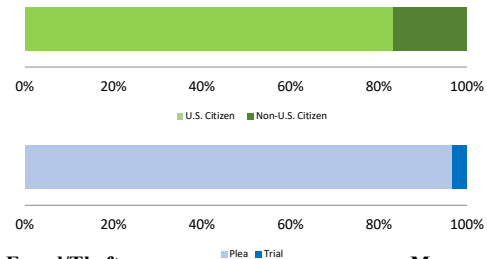
Number of Federal Offenders Over Time



Race and Gender



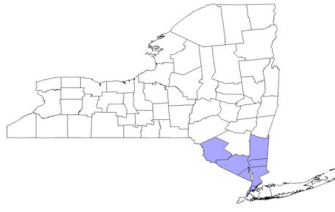
Citizenship, Guilty Pleas, and Trials



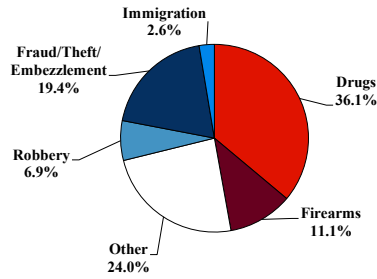
District at a Glance

Southern District of New York

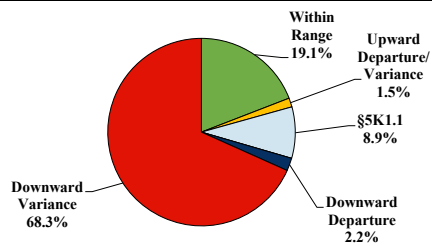
Fiscal Year 2022



Type of Crime



Sentence Imposed Relative to the Guideline Range



SENTENCING INFORMATION BY TYPE OF CRIME

	TOTAL	Immigration	Drug Trafficking	Firearms	Fraud/Theft /Embezzle	Robbery	Child Porn	Money Laundering	All Other
	1,297	34	464	144	251	89	10	60	245
Mean Sentence (months)	53	17	58	45	23	66	22	27	87
Median Sentence (months)	33	13	54	36	14	51	14	6	41

IMPRISONMENT

Total Receiving Imprisonment	1,231	32	457	142	228	86	10	51	225
Prison Only	1,166	32	440	134	204	85	8	51	212
Up to 12 Months	265	15	84	9	68	13	3	24	49
13 to 60 Months	547	16	198	98	117	33	4	17	64
61 to 120 Months	232	1	115	24	16	26	1	8	41
Over 120 Months	122	0	43	3	3	13	0	2	58
Prison and Alternatives	65	0	17	8	24	1	2	0	13

PROBATION

Total Receiving Probation	64	2	7	2	23	3	0	9	18
Probation Only	40	1	4	1	12	1	0	5	16
Probation and Alternatives	24	1	3	1	11	2	0	4	2

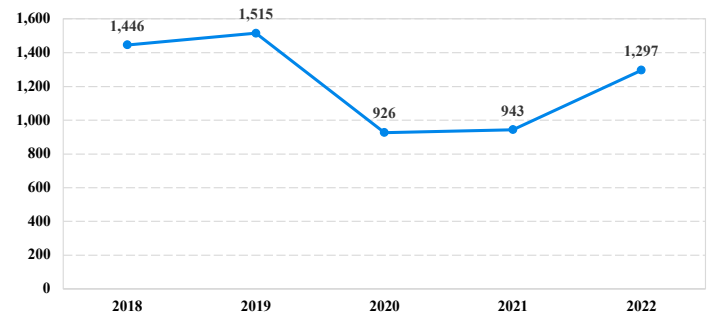
FINE ONLY

	2	0	0	0	0	0	0	0	2
--	----------	----------	----------	----------	----------	----------	----------	----------	----------

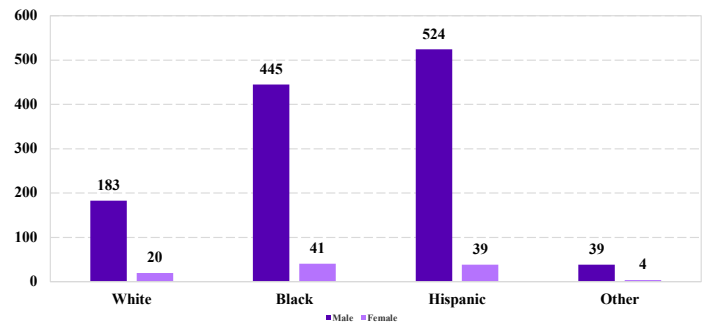
Cases with indeterminable sentence terms are excluded from the calculation of the Mean Sentence or Median Sentence category. Sentences greater than 470 months and probation were included in the sentence average computations as 470 months and zero months, respectively. Cases in the Total Receiving Imprisonment, Total Receiving Probation, and Fine Only categories total 100 percent of all cases. Cases missing information required for a specific analysis were excluded from that analysis. Descriptions of variables used in this analysis are provided in Appendix A.

SOURCE: U.S. Sentencing Commission, 2018 - 2022 Datafiles, USSCFY18 - USSCFY22.

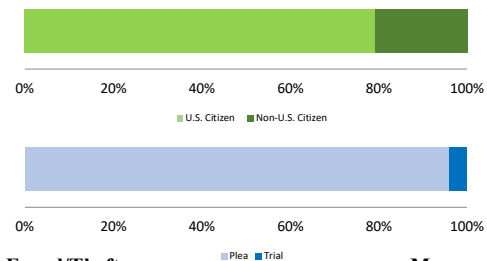
Number of Federal Offenders Over Time



Race and Gender



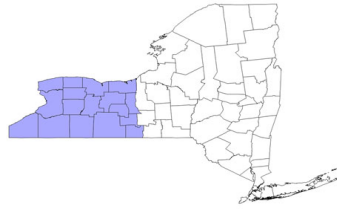
Citizenship, Guilty Pleas, and Trials



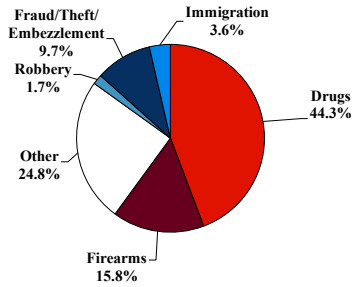
District at a Glance

Western District of New York

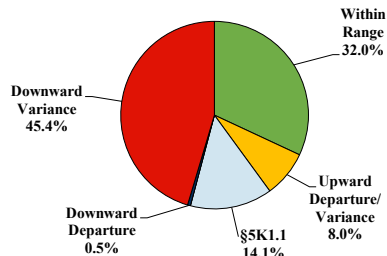
Fiscal Year 2022



Type of Crime



Sentence Imposed Relative to the Guideline Range



SENTENCING INFORMATION BY TYPE OF CRIME

	TOTAL	Immigration	Drug Trafficking	Firearms	Fraud/Theft /Embezzle	Robbery	Child Porn	Money Laundering	All Other
Total	411	15	177	65	40	7	25	10	72
Mean Sentence (months)	59	4	61	43	16	90	95	79	88
Median Sentence (months)	32	1	46	30	6	83	96	9	15

IMPRISONMENT

Total Receiving Imprisonment	369	15	172	63	27	7	25	6	54
Prison Only	356	15	163	62	26	7	24	6	53
Up to 12 Months	71	13	23	5	14	0	1	1	14
13 to 60 Months	156	2	79	40	8	1	6	2	18
61 to 120 Months	79	0	36	17	4	5	13	1	3
Over 120 Months	50	0	25	0	0	1	4	2	18
Prison and Alternatives	13	0	9	1	1	0	1	0	1

PROBATION

Total Receiving Probation	41	0	5	2	13	0	0	4	17
Probation Only	31	0	3	1	9	0	0	4	14
Probation and Alternatives	10	0	2	1	4	0	0	0	3

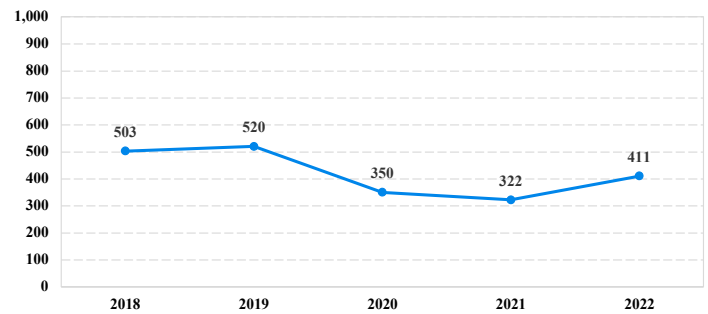
FINE ONLY

Total	1	0	0	0	0	0	0	0	1
--------------	----------	----------	----------	----------	----------	----------	----------	----------	----------

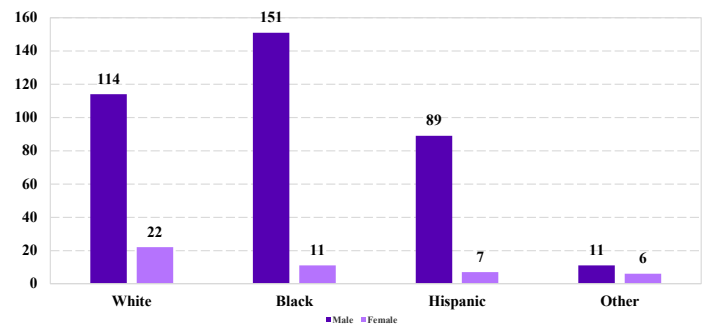
Cases with indeterminable sentence terms are excluded from the calculation of the Mean Sentence or Median Sentence category. Sentences greater than 470 months and probation were included in the sentence average computations as 470 months and zero months, respectively. Cases in the Total Receiving Imprisonment, Total Receiving Probation, and Fine Only categories total 100 percent of all cases. Cases missing information required for a specific analysis were excluded from that analysis. Descriptions of variables used in this analysis are provided in Appendix A.

SOURCE: U.S. Sentencing Commission, 2018 - 2022 Datafiles, USSCFY18 - USSCFY22.

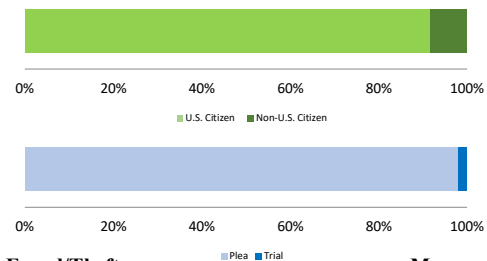
Number of Federal Offenders Over Time



Race and Gender



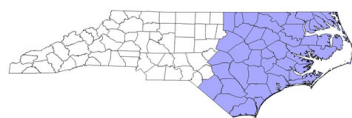
Citizenship, Guilty Pleas, and Trials



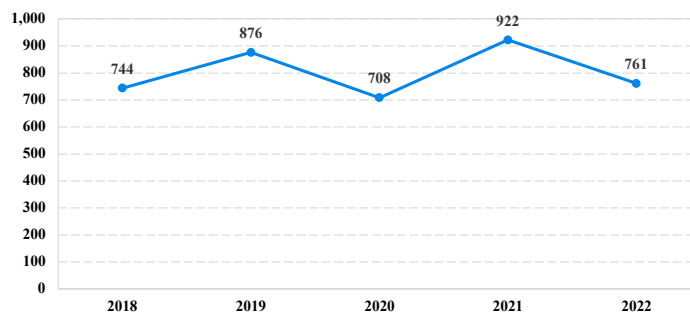
District at a Glance

Eastern District of North Carolina

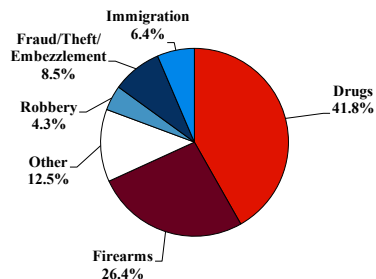
Fiscal Year 2022



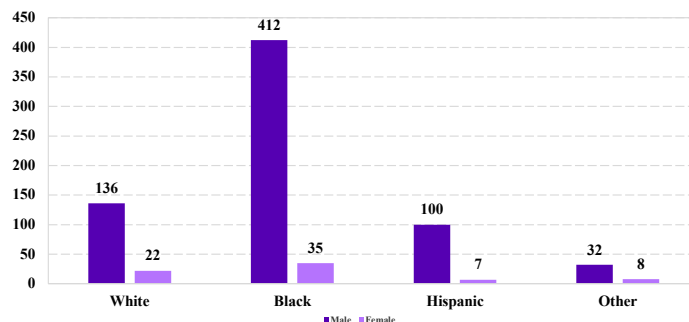
Number of Federal Offenders Over Time



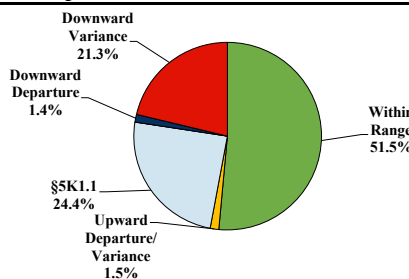
Type of Crime



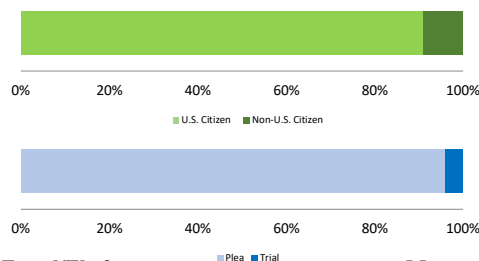
Race and Gender



Sentence Imposed Relative to the Guideline Range



Citizenship, Guilty Pleas, and Trials



SENTENCING INFORMATION BY TYPE OF CRIME

	TOTAL	Immigration	Drug Trafficking	Firearms	Fraud/Theft /Embezzle	Robbery	Child Porn	Money Laundering	All Other
	761	49	286	201	65	33	10	5	112
Mean Sentence (months)	72	10	110	59	23	119	80	116	38
Median Sentence (months)	54	7	92	46	12	96	65	78	4

IMPRISONMENT

	TOTAL	Immigration	Drug Trafficking	Firearms	Fraud/Theft /Embezzle	Robbery	Child Porn	Money Laundering	All Other
Total Receiving Imprisonment	675	37	281	193	49	33	10	5	67
Prison Only	666	37	276	193	47	33	10	5	65
Up to 12 Months	76	17	7	16	13	0	1	0	22
13 to 60 Months	242	19	48	110	25	9	4	1	26
61 to 120 Months	214	1	129	52	7	10	3	3	9
Over 120 Months	134	0	92	15	2	14	2	1	8
Prison and Alternatives	9	0	5	0	2	0	0	0	2

PROBATION

	TOTAL	Immigration	Drug Trafficking	Firearms	Fraud/Theft /Embezzle	Robbery	Child Porn	Money Laundering	All Other
Total Receiving Probation	63	12	5	8	13	0	0	0	25
Probation Only	49	12	3	5	9	0	0	0	20
Probation and Alternatives	14	0	2	3	4	0	0	0	5

FINE ONLY

	TOTAL	Immigration	Drug Trafficking	Firearms	Fraud/Theft /Embezzle	Robbery	Child Porn	Money Laundering	All Other
	23	0	0	0	3	0	0	0	20

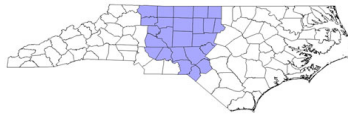
Cases with indeterminable sentence terms are excluded from the calculation of the Mean Sentence or Median Sentence category. Sentences greater than 470 months and probation were included in the sentence average computations as 470 months and zero months, respectively. Cases in the Total Receiving Imprisonment, Total Receiving Probation, and Fine Only categories total 100 percent of all cases. Cases missing information required for a specific analysis were excluded from that analysis. Descriptions of variables used in this analysis are provided in Appendix A.

SOURCE: U.S. Sentencing Commission, 2018 - 2022 Datafiles, USSCFY18 - USSCFY22.

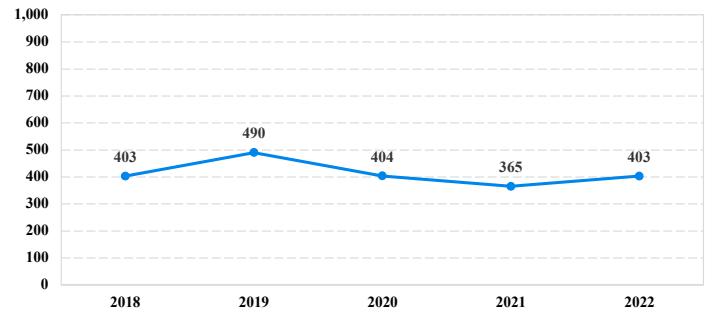
District at a Glance

Middle District of North Carolina

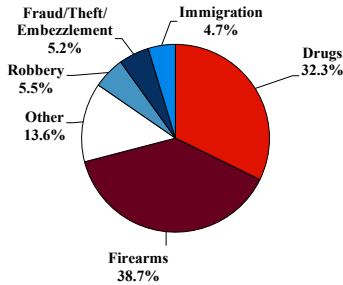
Fiscal Year 2022



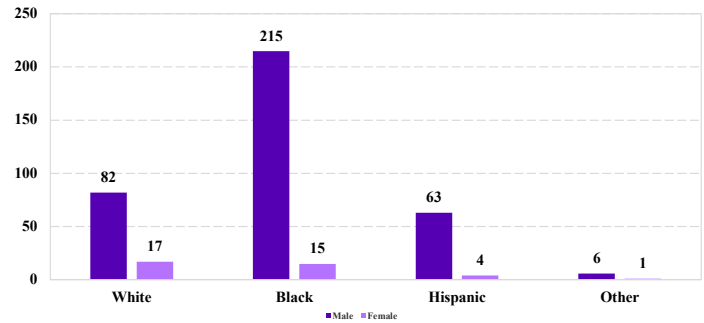
Number of Federal Offenders Over Time



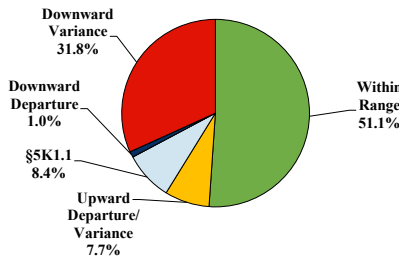
Type of Crime



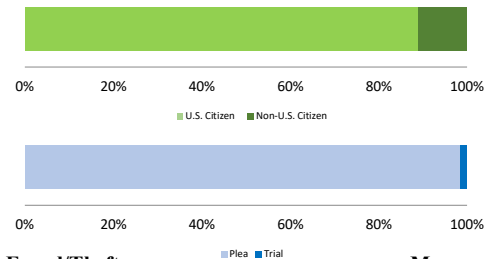
Race and Gender



Sentence Imposed Relative to the Guideline Range



Citizenship, Guilty Pleas, and Trials



SENTENCING INFORMATION BY TYPE OF CRIME

	TOTAL	Immigration	Drug Trafficking	Firearms	Fraud/Theft /Embezzle	Robbery	Child Porn	Money Laundering	All Other
Total	403	19	129	156	21	22	21	2	33
Mean Sentence (months)	80	21	96	61	31	111	133	--	121
Median Sentence (months)	63	24	84	54	18	98	120	--	60

IMPRISONMENT

Total Receiving Imprisonment	382	18	126	148	15	20	21	2	32
Prison Only	375	18	122	147	15	19	21	2	31
Up to 12 Months	9	3	1	0	3	0	0	0	2
13 to 60 Months	163	15	33	85	7	4	4	1	14
61 to 120 Months	129	0	52	53	4	6	7	1	6
Over 120 Months	74	0	36	9	1	9	10	0	9
Prison and Alternatives	7	0	4	1	0	1	0	0	1

PROBATION

Total Receiving Probation	21	1	3	8	6	2	0	0	1
Probation Only	15	1	3	4	4	2	0	0	1
Probation and Alternatives	6	0	0	4	2	0	0	0	0

FINE ONLY

Total	0	0	0	0	0	0	0	0	0
--------------	----------	----------	----------	----------	----------	----------	----------	----------	----------

Cases with indeterminable sentence terms are excluded from the calculation of the Mean Sentence or Median Sentence category. Sentences greater than 470 months and probation were included in the sentence average computations as 470 months and zero months, respectively. Cases in the Total Receiving Imprisonment, Total Receiving Probation, and Fine Only categories total 100 percent of all cases. Cases missing information required for a specific analysis were excluded from that analysis. Descriptions of variables used in this analysis are provided in Appendix A.

SOURCE: U.S. Sentencing Commission, 2018 - 2022 Datafiles, USSCFY18 - USSCFY22.

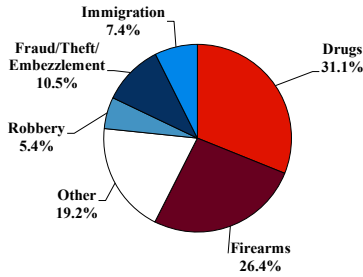
District at a Glance

Western District of North Carolina

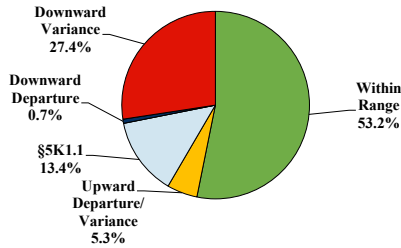
Fiscal Year 2022



Type of Crime



Sentence Imposed Relative to the Guideline Range



SENTENCING INFORMATION BY TYPE OF CRIME

	TOTAL	Immigration	Drug Trafficking	Firearms	Fraud/Theft /Embezzle	Robbery	Child Porn	Money Laundering	All Other
Total	553	41	172	146	58	30	22	19	65
Mean Sentence (months)	83	11	117	58	31	123	115	89	107
Median Sentence (months)	60	7	120	47	24	121	97	60	48

IMPRISONMENT

Total Receiving Imprisonment	523	41	172	143	49	29	22	18	49
Prison Only	517	41	172	142	47	29	22	17	47
Up to 12 Months	50	29	3	5	7	0	0	0	6
13 to 60 Months	205	12	45	88	33	3	3	8	13
61 to 120 Months	138	0	55	42	6	11	11	5	8
Over 120 Months	124	0	69	7	1	15	8	4	20
Prison and Alternatives	6	0	0	1	2	0	0	1	2

PROBATION

Total Receiving Probation	30	0	0	3	9	1	0	1	16
Probation Only	19	0	0	2	6	0	0	1	10
Probation and Alternatives	11	0	0	1	3	1	0	0	6

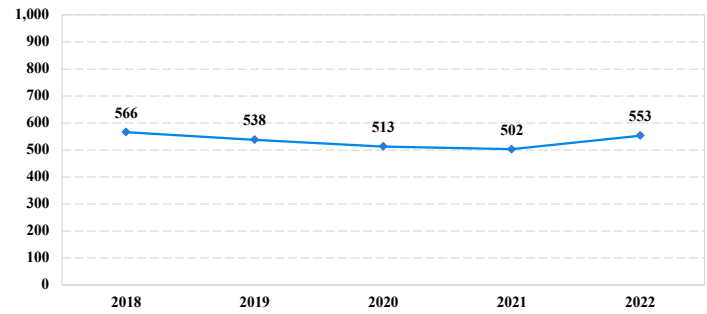
FINE ONLY

Total	0	0	0	0	0	0	0	0	0
--------------	----------	----------	----------	----------	----------	----------	----------	----------	----------

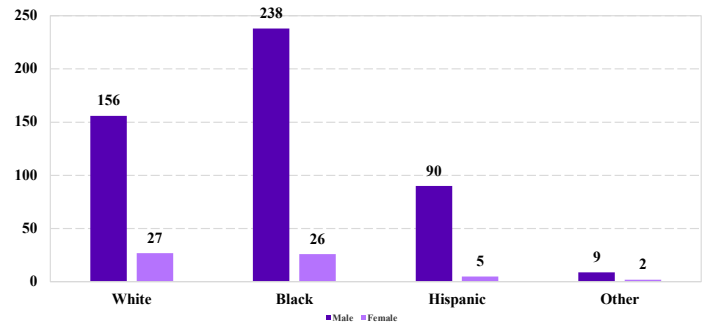
Cases with indeterminable sentence terms are excluded from the calculation of the Mean Sentence or Median Sentence category. Sentences greater than 470 months and probation were included in the sentence average computations as 470 months and zero months, respectively. Cases in the Total Receiving Imprisonment, Total Receiving Probation, and Fine Only categories total 100 percent of all cases. Cases missing information required for a specific analysis were excluded from that analysis. Descriptions of variables used in this analysis are provided in Appendix A.

SOURCE: U.S. Sentencing Commission, 2018 - 2022 Datafiles, USSCFY18 - USSCFY22.

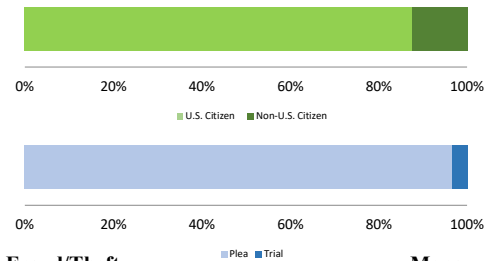
Number of Federal Offenders Over Time



Race and Gender



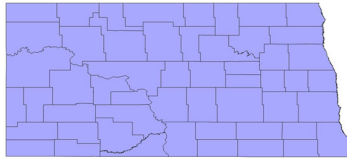
Citizenship, Guilty Pleas, and Trials



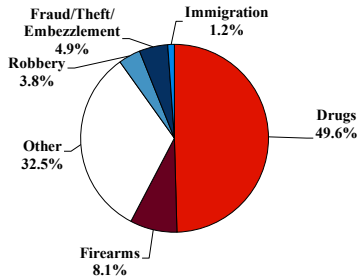
District at a Glance

District of North Dakota

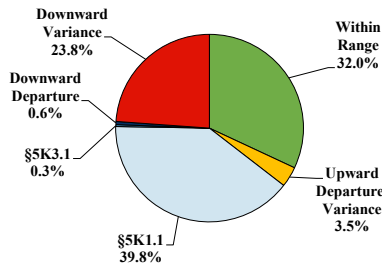
Fiscal Year 2022



Type of Crime



Sentence Imposed Relative to the Guideline Range



SENTENCING INFORMATION BY TYPE OF CRIME

	TOTAL	Immigration	Drug Trafficking	Firearms	Fraud/Theft /Embezzle	Robbery	Child Porn	Money Laundering	All Other
Total	345	4	169	28	17	13	11	14	89
Mean Sentence (months)	65	2	56	59	15	79	134	67	84
Median Sentence (months)	36	2	36	47	6	84	80	40	30

IMPRISONMENT

Total Receiving Imprisonment	338	4	169	27	15	13	11	14	85
Prison Only	326	4	160	26	15	13	11	14	83
Up to 12 Months	93	4	50	3	9	0	0	5	22
13 to 60 Months	120	0	53	13	5	5	3	4	37
61 to 120 Months	65	0	36	9	1	6	6	2	5
Over 120 Months	48	0	21	1	0	2	2	3	19
Prison and Alternatives	12	0	9	1	0	0	0	0	2

PROBATION

Total Receiving Probation	7	0	0	1	2	0	0	0	4
Probation Only	7	0	0	1	2	0	0	0	4
Probation and Alternatives	0	0	0	0	0	0	0	0	0

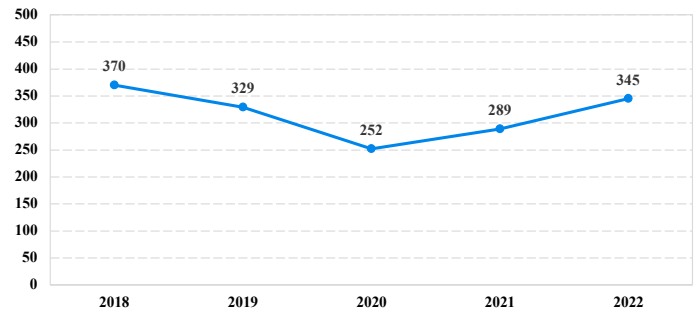
FINE ONLY

Total	0	0	0	0	0	0	0	0	0
--------------	----------	----------	----------	----------	----------	----------	----------	----------	----------

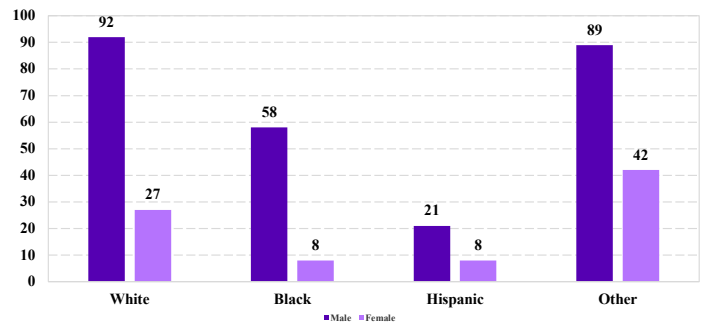
Cases with indeterminable sentence terms are excluded from the calculation of the Mean Sentence or Median Sentence category. Sentences greater than 470 months and probation were included in the sentence average computations as 470 months and zero months, respectively. Cases in the Total Receiving Imprisonment, Total Receiving Probation, and Fine Only categories total 100 percent of all cases. Cases missing information required for a specific analysis were excluded from that analysis. Descriptions of variables used in this analysis are provided in Appendix A.

SOURCE: U.S. Sentencing Commission, 2018 - 2022 Datafiles, USSCFY18 - USSCFY22.

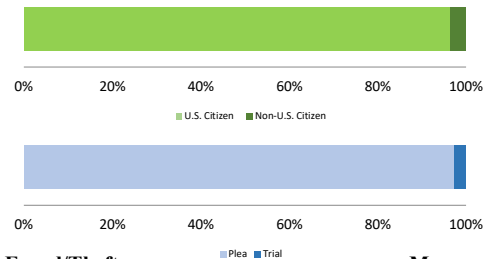
Number of Federal Offenders Over Time



Race and Gender



Citizenship, Guilty Pleas, and Trials



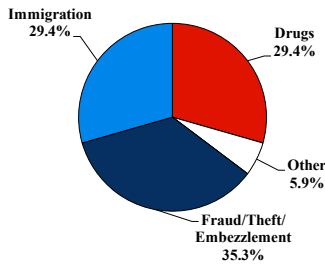
District at a Glance

Northern Mariana Islands

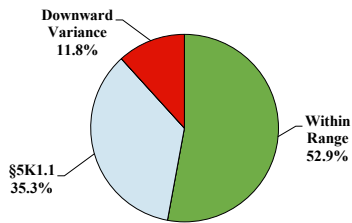
Fiscal Year 2022



Type of Crime



Sentence Imposed Relative to the Guideline Range



SENTENCING INFORMATION BY TYPE OF CRIME

	TOTAL	Immigration	Drug Trafficking	Firearms	Fraud/Theft /Embezzle	Robbery	Child Porn	Money Laundering	All Other
Total	17	5	5	0	6	0	1	0	0
Mean Sentence (months)	18	11	31	--	1	--	--	--	--
Median Sentence (months)	6	8	24	--	0	--	--	--	--

IMPRISONMENT

Total Receiving Imprisonment	12	3	4	0	4	0	1	0	0
Prison Only	11	2	4	0	4	0	1	0	0
Up to 12 Months	4	0	0	0	4	0	0	0	0
13 to 60 Months	6	2	4	0	0	0	0	0	0
61 to 120 Months	1	0	0	0	0	0	1	0	0
Over 120 Months	0	0	0	0	0	0	0	0	0
Prison and Alternatives	1	1	0	0	0	0	0	0	0

PROBATION

Total Receiving Probation	5	2	1	0	2	0	0	0	0
Probation Only	4	1	1	0	2	0	0	0	0
Probation and Alternatives	1	1	0	0	0	0	0	0	0

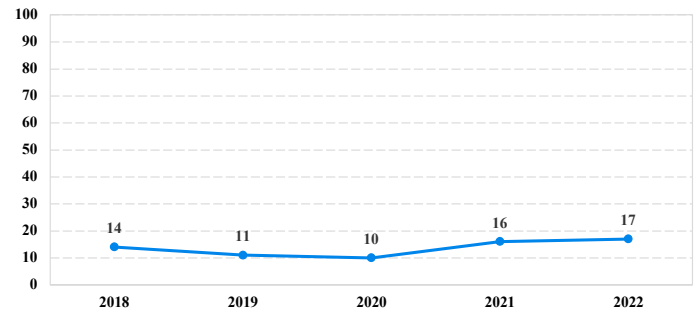
FINE ONLY

FINE ONLY	0	0	0	0	0	0	0	0	0
------------------	----------	----------	----------	----------	----------	----------	----------	----------	----------

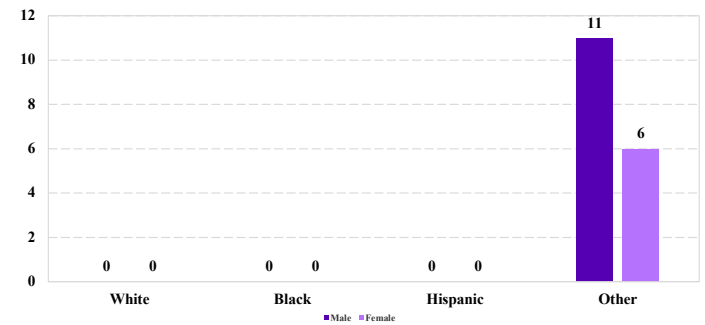
Cases with indeterminable sentence terms are excluded from the calculation of the Mean Sentence or Median Sentence category. Sentences greater than 470 months and probation were included in the sentence average computations as 470 months and zero months, respectively. Cases in the Total Receiving Imprisonment, Total Receiving Probation, and Fine Only categories total 100 percent of all cases. Cases missing information required for a specific analysis were excluded from that analysis. Descriptions of variables used in this analysis are provided in Appendix A.

SOURCE: U.S. Sentencing Commission, 2018 - 2022 Datafiles, USSCFY18 - USSCFY22.

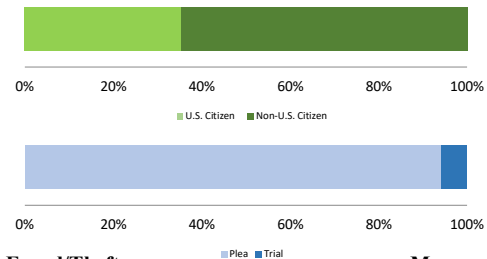
Number of Federal Offenders Over Time



Race and Gender



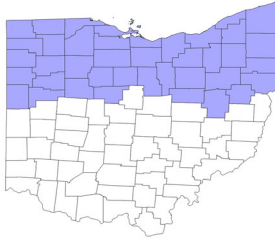
Citizenship, Guilty Pleas, and Trials



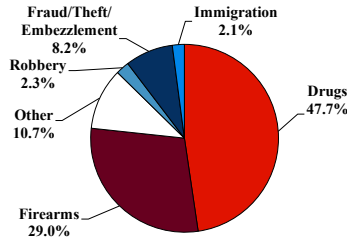
District at a Glance

Northern District of Ohio

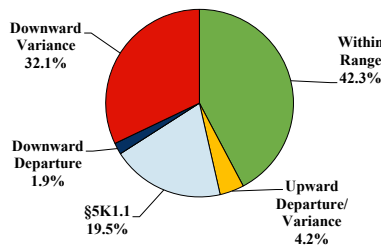
Fiscal Year 2022



Type of Crime



Sentence Imposed Relative to the Guideline Range



SENTENCING INFORMATION BY TYPE OF CRIME

	TOTAL	Immigration	Drug Trafficking	Firearms	Fraud/Theft /Embezzle	Robbery	Child Porn	Money Laundering	All Other
Total	1,141	24	543	331	94	26	34	11	78
Mean Sentence (months)	61	12	73	43	23	110	138	51	71
Median Sentence (months)	42	11	60	37	12	113	120	18	24

IMPRISONMENT

	TOTAL	Immigration	Drug Trafficking	Firearms	Fraud/Theft /Embezzle	Robbery	Child Porn	Money Laundering	All Other
Total Receiving Imprisonment	1,044	21	511	309	67	26	34	8	68
Prison Only	1,013	21	497	301	60	26	34	8	66
Up to 12 Months	84	11	22	24	11	0	3	1	12
13 to 60 Months	533	10	227	207	43	7	1	4	34
61 to 120 Months	247	0	151	63	5	8	15	2	3
Over 120 Months	149	0	97	7	1	11	15	1	17
Prison and Alternatives	31	0	14	8	7	0	0	0	2

PROBATION

	TOTAL	Immigration	Drug Trafficking	Firearms	Fraud/Theft /Embezzle	Robbery	Child Porn	Money Laundering	All Other
Total Receiving Probation	96	3	31	22	27	0	0	3	10
Probation Only	66	3	19	16	18	0	0	1	9
Probation and Alternatives	30	0	12	6	9	0	0	2	1

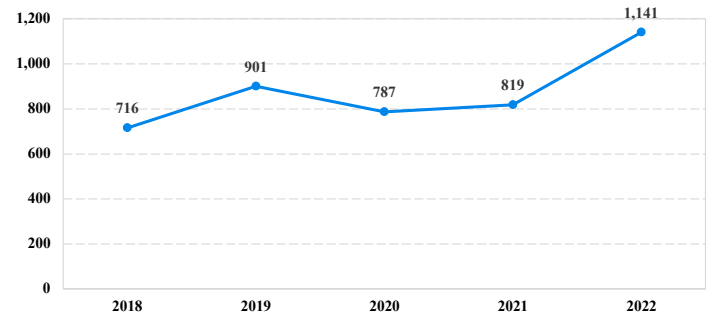
FINE ONLY

	TOTAL	Immigration	Drug Trafficking	Firearms	Fraud/Theft /Embezzle	Robbery	Child Porn	Money Laundering	All Other
Total	1	0	1	0	0	0	0	0	0

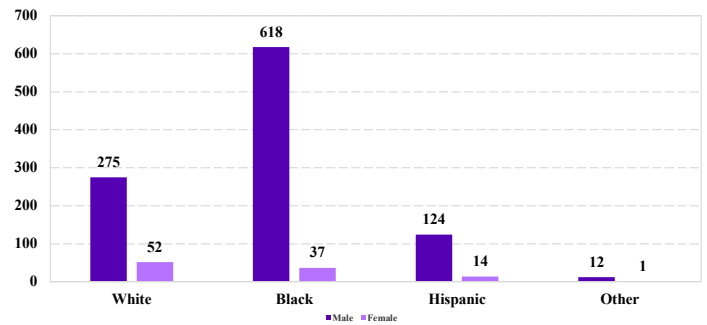
Cases with indeterminable sentence terms are excluded from the calculation of the Mean Sentence or Median Sentence category. Sentences greater than 470 months and probation were included in the sentence average computations as 470 months and zero months, respectively. Cases in the Total Receiving Imprisonment, Total Receiving Probation, and Fine Only categories total 100 percent of all cases. Cases missing information required for a specific analysis were excluded from that analysis. Descriptions of variables used in this analysis are provided in Appendix A.

SOURCE: U.S. Sentencing Commission, 2018 - 2022 Datafiles, USSCFY18 - USSCFY22.

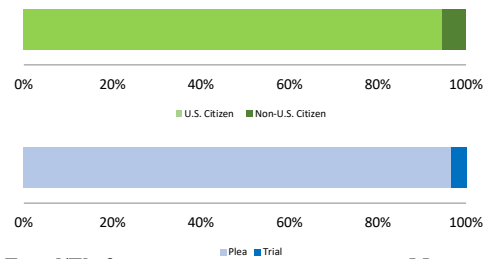
Number of Federal Offenders Over Time



Race and Gender



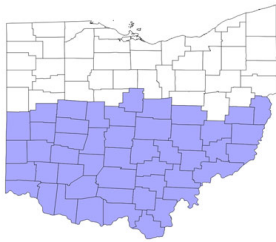
Citizenship, Guilty Pleas, and Trials



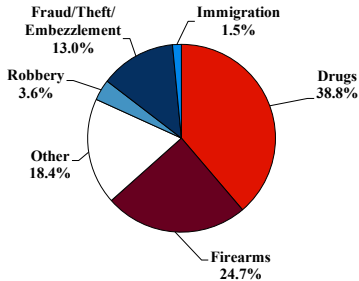
District at a Glance

Southern District of Ohio

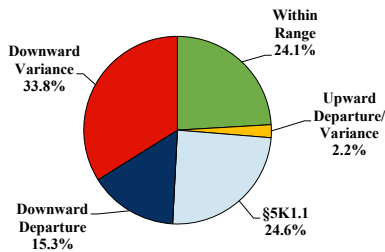
Fiscal Year 2022



Type of Crime



Sentence Imposed Relative to the Guideline Range



SENTENCING INFORMATION BY TYPE OF CRIME

	TOTAL	Immigration	Drug Trafficking	Firearms	Fraud/Theft /Embezzle	Robbery	Child Porn	Money Laundering	All Other
Total	583	9	222	144	76	21	20	8	83
Mean Sentence (months)	54	14	56	36	13	109	111	37	95
Median Sentence (months)	35	9	48	33	6	100	111	29	36

IMPRISONMENT

Total Receiving Imprisonment	509	9	205	135	43	21	20	8	68
Prison Only	482	9	195	130	38	20	20	8	62
Up to 12 Months	73	6	36	4	12	0	0	2	13
13 to 60 Months	242	3	81	108	24	4	3	4	15
61 to 120 Months	103	0	54	16	2	9	11	2	9
Over 120 Months	64	0	24	2	0	7	6	0	25
Prison and Alternatives	27	0	10	5	5	1	0	0	6

PROBATION

Total Receiving Probation	73	0	17	9	32	0	0	0	15
Probation Only	58	0	15	8	23	0	0	0	12
Probation and Alternatives	15	0	2	1	9	0	0	0	3

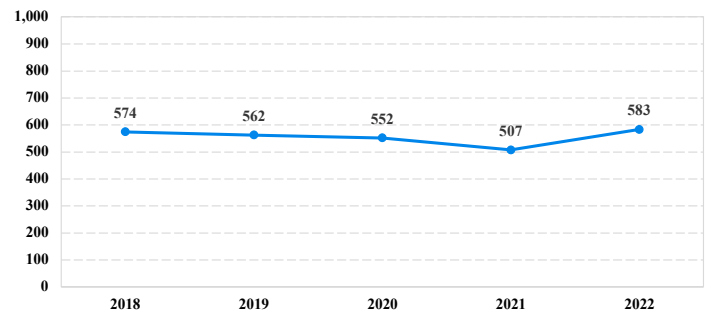
FINE ONLY

Total	1	0	0	0	1	0	0	0	0
--------------	----------	----------	----------	----------	----------	----------	----------	----------	----------

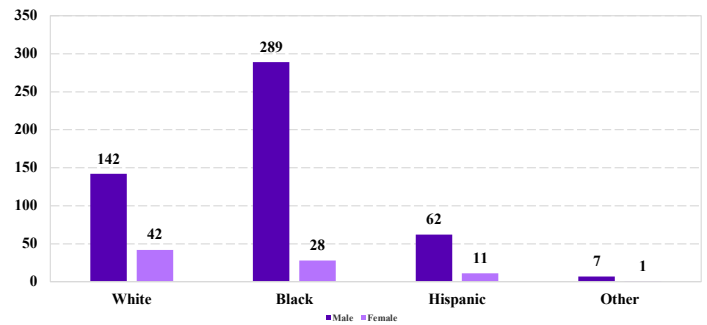
Cases with indeterminable sentence terms are excluded from the calculation of the Mean Sentence or Median Sentence category. Sentences greater than 470 months and probation were included in the sentence average computations as 470 months and zero months, respectively. Cases in the Total Receiving Imprisonment, Total Receiving Probation, and Fine Only categories total 100 percent of all cases. Cases missing information required for a specific analysis were excluded from that analysis. Descriptions of variables used in this analysis are provided in Appendix A.

SOURCE: U.S. Sentencing Commission, 2018 - 2022 Datafiles, USSCFY18 - USSCFY22.

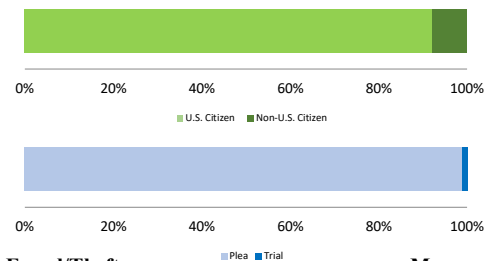
Number of Federal Offenders Over Time



Race and Gender



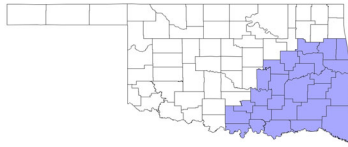
Citizenship, Guilty Pleas, and Trials



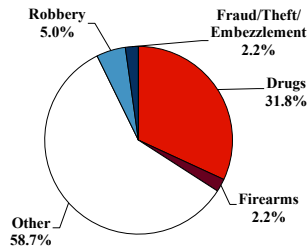
District at a Glance

Eastern District of Oklahoma

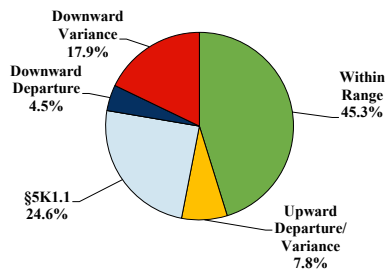
Fiscal Year 2022



Type of Crime



Sentence Imposed Relative to the Guideline Range



SENTENCING INFORMATION BY TYPE OF CRIME

	TOTAL	Immigration	Drug Trafficking	Firearms	Fraud/Theft /Embezzle	Robbery	Child Porn	Money Laundering	All Other
Total	179	0	56	4	4	9	3	9	94
Mean Sentence (months)	101	--	92	38	17	78	107	43	120
Median Sentence (months)	60	--	67	30	10	77	120	37	62

IMPRISONMENT

Total Receiving Imprisonment	172	0	54	4	3	9	3	8	91
Prison Only	172	0	54	4	3	9	3	8	91
Up to 12 Months	8	0	1	0	1	0	0	0	6
13 to 60 Months	77	0	24	3	2	3	1	6	38
61 to 120 Months	42	0	15	1	0	5	1	2	18
Over 120 Months	45	0	14	0	0	1	1	0	29
Prison and Alternatives	0	0	0	0	0	0	0	0	0

PROBATION

Total Receiving Probation	7	0	2	0	1	0	0	1	3
Probation Only	5	0	1	0	1	0	0	1	2
Probation and Alternatives	2	0	1	0	0	0	0	0	1

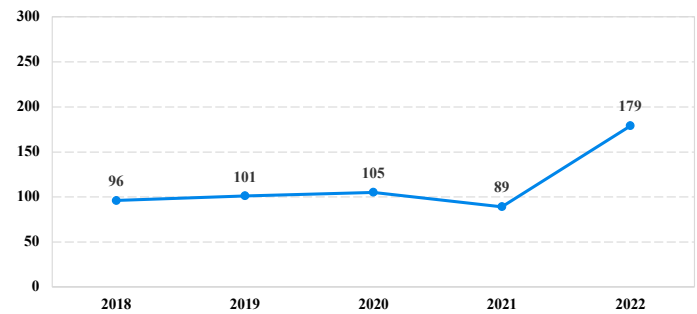
FINE ONLY

Total	0	0	0	0	0	0	0	0	0
--------------	----------	----------	----------	----------	----------	----------	----------	----------	----------

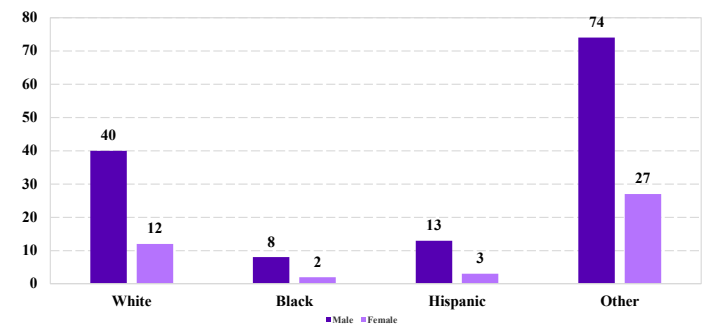
Cases with indeterminable sentence terms are excluded from the calculation of the Mean Sentence or Median Sentence category. Sentences greater than 470 months and probation were included in the sentence average computations as 470 months and zero months, respectively. Cases in the Total Receiving Imprisonment, Total Receiving Probation, and Fine Only categories total 100 percent of all cases. Cases missing information required for a specific analysis were excluded from that analysis. Descriptions of variables used in this analysis are provided in Appendix A.

SOURCE: U.S. Sentencing Commission, 2018 - 2022 Datafiles, USSCFY18 - USSCFY22.

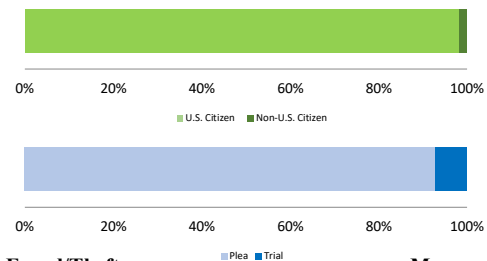
Number of Federal Offenders Over Time



Race and Gender



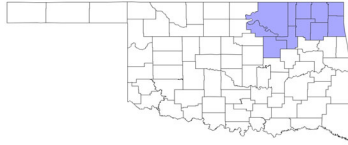
Citizenship, Guilty Pleas, and Trials



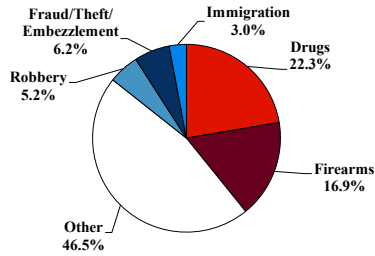
District at a Glance

Northern District of Oklahoma

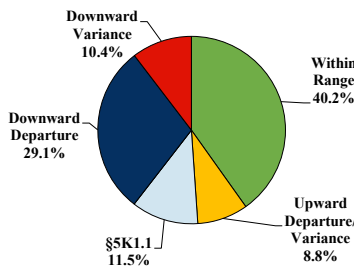
Fiscal Year 2022



Type of Crime



Sentence Imposed Relative to the Guideline Range



SENTENCING INFORMATION BY TYPE OF CRIME

	TOTAL	Immigration	Drug Trafficking	Firearms	Fraud/Theft /Embezzle	Robbery	Child Porn	Money Laundering	All Other
	439	13	96	74	27	23	13	2	191
Mean Sentence (months)	63	20	63	41	13	80	80	--	77
Median Sentence (months)	36	15	44	32	8	84	82	--	36

IMPRISONMENT

	TOTAL	Immigration	Drug Trafficking	Firearms	Fraud/Theft /Embezzle	Robbery	Child Porn	Money Laundering	All Other
Total Receiving Imprisonment	384	13	79	68	19	23	12	1	169
Prison Only	370	13	76	67	17	22	12	1	162
Up to 12 Months	47	5	4	7	5	0	0	0	26
13 to 60 Months	194	8	40	46	12	10	3	0	75
61 to 120 Months	72	0	20	13	0	6	7	1	25
Over 120 Months	57	0	12	1	0	6	2	0	36
Prison and Alternatives	14	0	3	1	2	1	0	0	7

PROBATION

	TOTAL	Immigration	Drug Trafficking	Firearms	Fraud/Theft /Embezzle	Robbery	Child Porn	Money Laundering	All Other
Total Receiving Probation	51	0	16	6	7	0	1	1	20
Probation Only	40	0	11	4	5	0	1	1	18
Probation and Alternatives	11	0	5	2	2	0	0	0	2

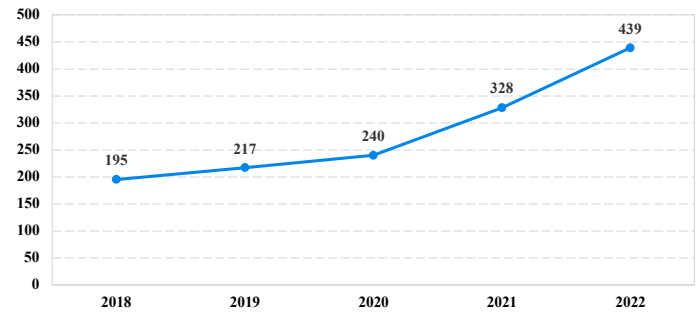
FINE ONLY

	TOTAL	Immigration	Drug Trafficking	Firearms	Fraud/Theft /Embezzle	Robbery	Child Porn	Money Laundering	All Other
	4	0	1	0	1	0	0	0	2

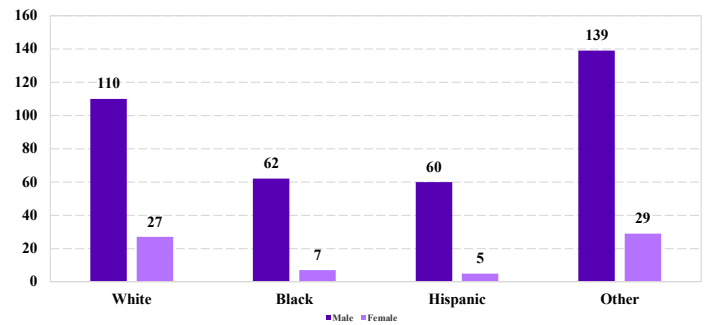
Cases with indeterminable sentence terms are excluded from the calculation of the Mean Sentence or Median Sentence category. Sentences greater than 470 months and probation were included in the sentence average computations as 470 months and zero months, respectively. Cases in the Total Receiving Imprisonment, Total Receiving Probation, and Fine Only categories total 100 percent of all cases. Cases missing information required for a specific analysis were excluded from that analysis. Descriptions of variables used in this analysis are provided in Appendix A.

SOURCE: U.S. Sentencing Commission, 2018 - 2022 Datafiles, USSCFY18 - USSCFY22.

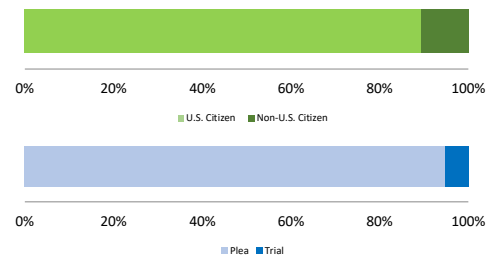
Number of Federal Offenders Over Time



Race and Gender



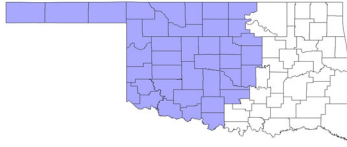
Citizenship, Guilty Pleas, and Trials



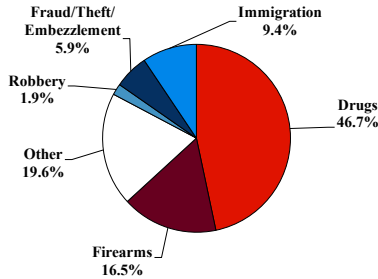
District at a Glance

Western District of Oklahoma

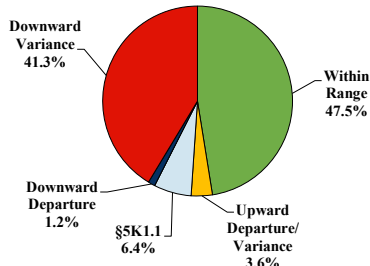
Fiscal Year 2022



Type of Crime



Sentence Imposed Relative to the Guideline Range



SENTENCING INFORMATION BY TYPE OF CRIME

	TOTAL	Immigration	Drug Trafficking	Firearms	Fraud/Theft /Embezzle	Robbery	Child Porn	Money Laundering	All Other
Total	424	40	137	70	25	8	10	6	128
Mean Sentence (months)	62	21	109	62	17	100	75	186	23
Median Sentence (months)	36	16	84	53	6	71	49	150	0

IMPRISONMENT

Total Receiving Imprisonment	348	40	131	64	19	8	10	6	70
Prison Only	347	40	130	64	19	8	10	6	70
Up to 12 Months	70	19	3	5	7	0	0	0	36
13 to 60 Months	132	21	39	29	11	3	6	0	23
61 to 120 Months	86	0	45	26	1	4	3	2	5
Over 120 Months	59	0	43	4	0	1	1	4	6
Prison and Alternatives	1	0	1	0	0	0	0	0	0

PROBATION

Total Receiving Probation	39	0	6	5	4	0	0	0	24
Probation Only	35	0	4	5	2	0	0	0	24
Probation and Alternatives	4	0	2	0	2	0	0	0	0

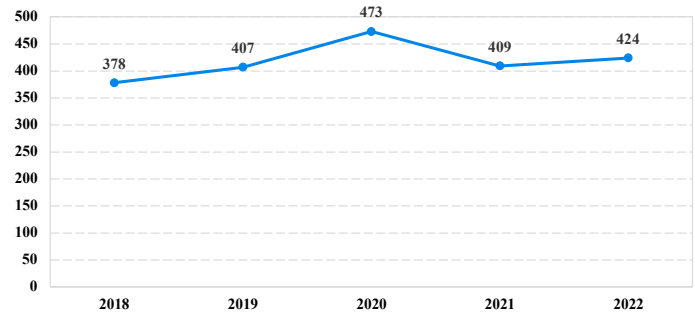
FINE ONLY

Total	37	0	0	1	2	0	0	0	34
--------------	-----------	----------	----------	----------	----------	----------	----------	----------	-----------

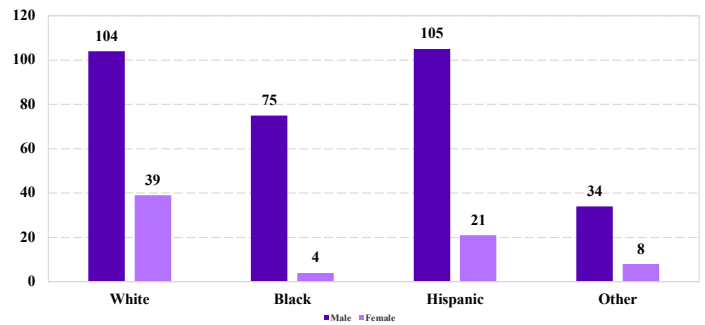
Cases with indeterminable sentence terms are excluded from the calculation of the Mean Sentence or Median Sentence category. Sentences greater than 470 months and probation were included in the sentence average computations as 470 months and zero months, respectively. Cases in the Total Receiving Imprisonment, Total Receiving Probation, and Fine Only categories total 100 percent of all cases. Cases missing information required for a specific analysis were excluded from that analysis. Descriptions of variables used in this analysis are provided in Appendix A.

SOURCE: U.S. Sentencing Commission, 2018 - 2022 Datafiles, USSCFY18 - USSCFY22.

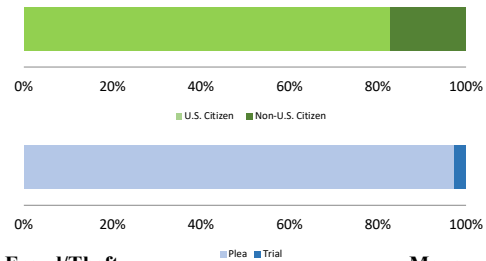
Number of Federal Offenders Over Time



Race and Gender



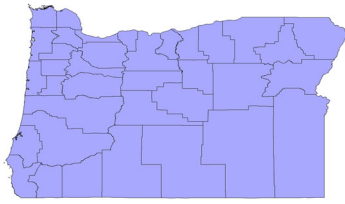
Citizenship, Guilty Pleas, and Trials



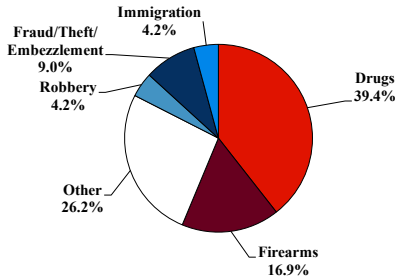
District at a Glance

District of Oregon

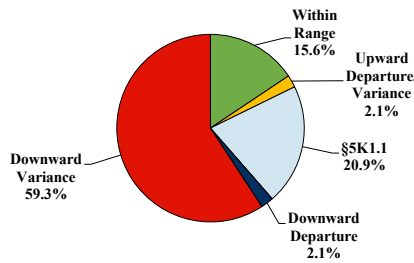
Fiscal Year 2022



Type of Crime



Sentence Imposed Relative to the Guideline Range



SENTENCING INFORMATION BY TYPE OF CRIME

	TOTAL	Immigration	Drug Trafficking	Firearms	Fraud/Theft /Embezzle	Robbery	Child Porn	Money Laundering	All Other
Total	378	16	146	64	34	16	15	17	70
Mean Sentence (months)	45	9	54	36	11	41	64	30	58
Median Sentence (months)	27	7	46	26	2	39	60	21	17

IMPRISONMENT

Total Receiving Imprisonment	343	16	143	57	22	15	15	16	59
Prison Only	327	16	137	55	21	14	15	16	53
Up to 12 Months	72	10	18	10	12	2	1	3	16
13 to 60 Months	163	6	69	36	9	8	7	10	18
61 to 120 Months	65	0	37	7	0	4	5	3	9
Over 120 Months	27	0	13	2	0	0	2	0	10
Prison and Alternatives	16	0	6	2	1	1	0	0	6

PROBATION

Total Receiving Probation	35	0	3	7	12	1	0	1	11
Probation Only	22	0	2	1	8	1	0	0	10
Probation and Alternatives	13	0	1	6	4	0	0	1	1

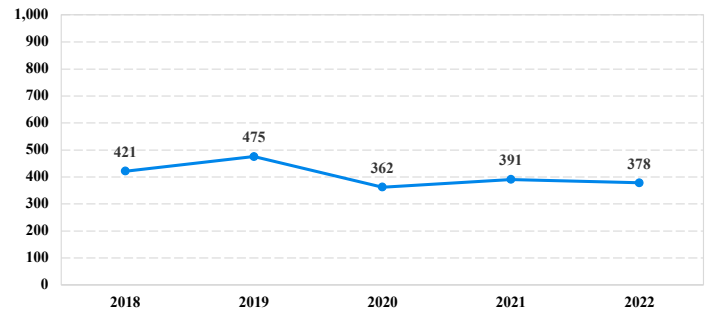
FINE ONLY

Total	0	0	0	0	0	0	0	0	0
--------------	----------	----------	----------	----------	----------	----------	----------	----------	----------

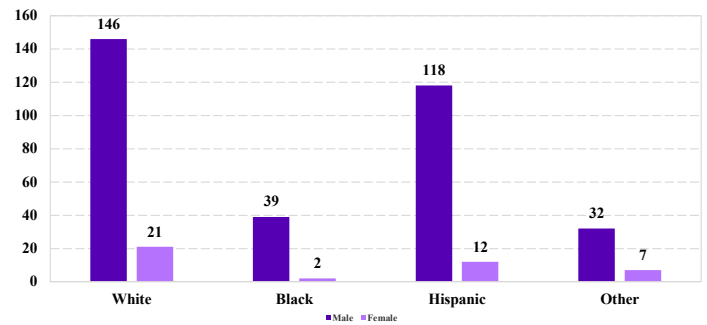
Cases with indeterminable sentence terms are excluded from the calculation of the Mean Sentence or Median Sentence category. Sentences greater than 470 months and probation were included in the sentence average computations as 470 months and zero months, respectively. Cases in the Total Receiving Imprisonment, Total Receiving Probation, and Fine Only categories total 100 percent of all cases. Cases missing information required for a specific analysis were excluded from that analysis. Descriptions of variables used in this analysis are provided in Appendix A.

SOURCE: U.S. Sentencing Commission, 2018 - 2022 Datafiles, USSCFY18 - USSCFY22.

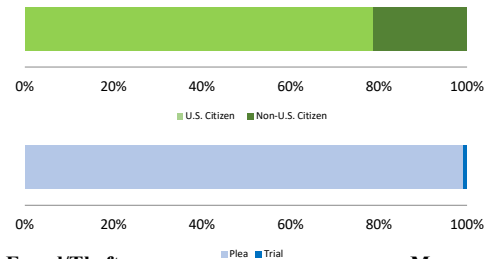
Number of Federal Offenders Over Time



Race and Gender



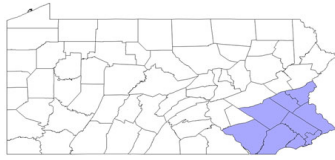
Citizenship, Guilty Pleas, and Trials



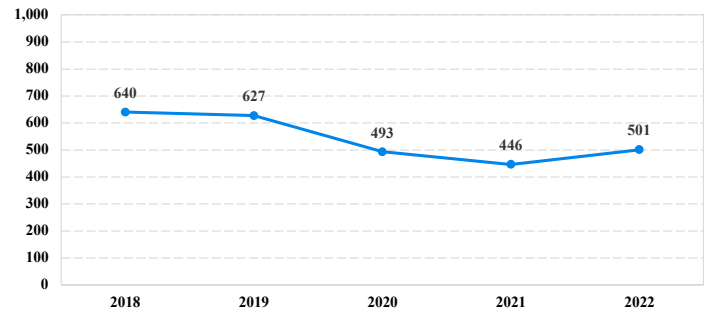
District at a Glance

Eastern District of Pennsylvania

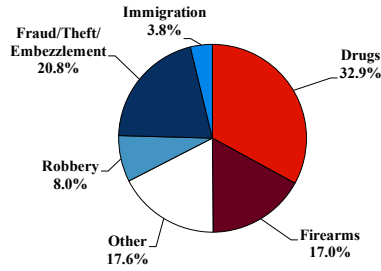
Fiscal Year 2022



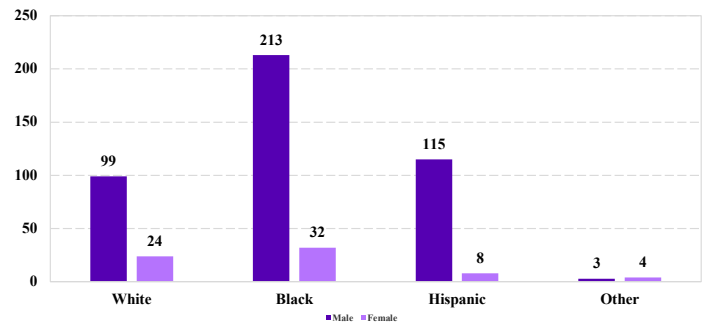
Number of Federal Offenders Over Time



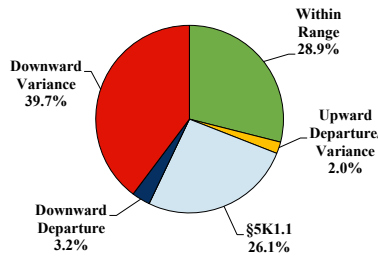
Type of Crime



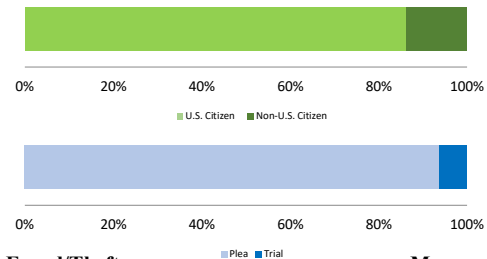
Race and Gender



Sentence Imposed Relative to the Guideline Range



Citizenship, Guilty Pleas, and Trials



SENTENCING INFORMATION BY TYPE OF CRIME

	TOTAL	Immigration	Drug Trafficking	Firearms	Fraud/Theft/Embezzle	Robbery	Child Porn	Money Laundering	All Other
Total	501	19	164	85	104	40	16	6	67
Mean Sentence (months)	60	18	67	65	17	113	110	26	74
Median Sentence (months)	37	18	53	48	6	108	104	10	30

IMPRISONMENT

	TOTAL	Immigration	Drug Trafficking	Firearms	Fraud/Theft/Embezzle	Robbery	Child Porn	Money Laundering	All Other
Total Receiving Imprisonment	433	18	151	79	66	40	16	5	58
Prison Only	414	18	148	74	60	40	16	5	53
Up to 12 Months	61	5	17	4	20	1	1	2	11
13 to 60 Months	179	13	62	39	36	5	0	2	22
61 to 120 Months	106	0	48	21	2	18	9	1	7
Over 120 Months	68	0	21	10	2	16	6	0	13
Prison and Alternatives	19	0	3	5	6	0	0	0	5

PROBATION

	TOTAL	Immigration	Drug Trafficking	Firearms	Fraud/Theft/Embezzle	Robbery	Child Porn	Money Laundering	All Other
Total Receiving Probation	68	1	13	6	38	0	0	1	9
Probation Only	53	1	10	6	30	0	0	0	6
Probation and Alternatives	15	0	3	0	8	0	0	1	3

FINE ONLY

Total	0	0	0	0	0	0	0	0	0
-------	---	---	---	---	---	---	---	---	---

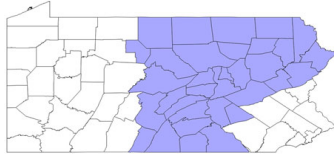
Cases with indeterminable sentence terms are excluded from the calculation of the Mean Sentence or Median Sentence category. Sentences greater than 470 months and probation were included in the sentence average computations as 470 months and zero months, respectively. Cases in the Total Receiving Imprisonment, Total Receiving Probation, and Fine Only categories total 100 percent of all cases. Cases missing information required for a specific analysis were excluded from that analysis. Descriptions of variables used in this analysis are provided in Appendix A.

SOURCE: U.S. Sentencing Commission, 2018 - 2022 Datafiles, USSCFY18 - USSCFY22.

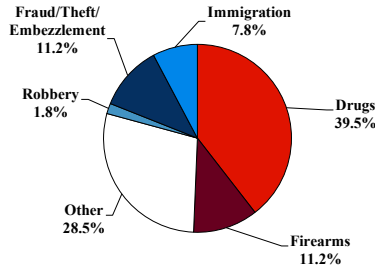
District at a Glance

Middle District of Pennsylvania

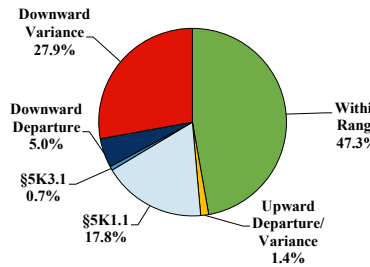
Fiscal Year 2022



Type of Crime



Sentence Imposed Relative to the Guideline Range



SENTENCING INFORMATION BY TYPE OF CRIME

	TOTAL	Immigration	Drug Trafficking	Firearms	Fraud/Theft /Embezzle	Robbery	Child Porn	Money Laundering	All Other
Total	438	34	173	49	49	8	6	12	107
Mean Sentence (months)	60	6	81	63	30	132	119	82	43
Median Sentence (months)	30	0	60	48	24	136	120	43	12

IMPRISONMENT

Total Receiving Imprisonment	398	34	168	38	42	8	6	11	91
Prison Only	390	34	164	37	42	8	6	11	88
Up to 12 Months	99	30	23	1	6	0	0	1	38
13 to 60 Months	152	4	61	22	29	1	2	5	28
61 to 120 Months	63	0	36	5	6	3	2	2	9
Over 120 Months	76	0	44	9	1	4	2	3	13
Prison and Alternatives	8	0	4	1	0	0	0	0	3

PROBATION

Total Receiving Probation	39	0	5	11	7	0	0	1	15
Probation Only	31	0	5	8	6	0	0	0	12
Probation and Alternatives	8	0	0	3	1	0	0	1	3

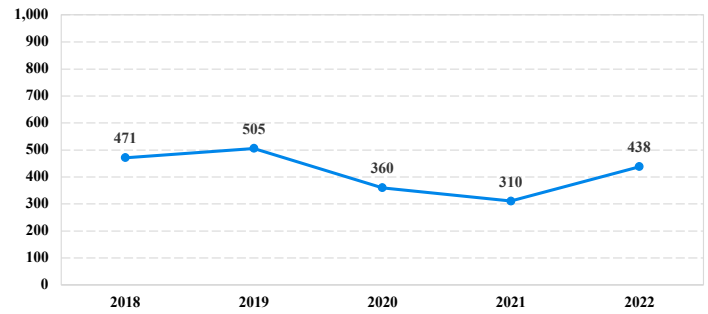
FINE ONLY

Total	1	0	0	0	0	0	0	0	1
--------------	----------	----------	----------	----------	----------	----------	----------	----------	----------

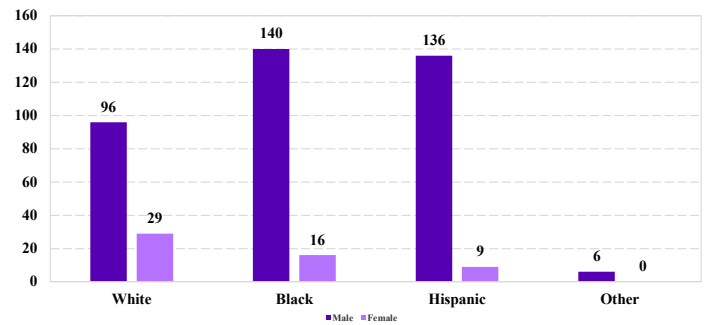
Cases with indeterminable sentence terms are excluded from the calculation of the Mean Sentence or Median Sentence category. Sentences greater than 470 months and probation were included in the sentence average computations as 470 months and zero months, respectively. Cases in the Total Receiving Imprisonment, Total Receiving Probation, and Fine Only categories total 100 percent of all cases. Cases missing information required for a specific analysis were excluded from that analysis. Descriptions of variables used in this analysis are provided in Appendix A.

SOURCE: U.S. Sentencing Commission, 2018 - 2022 Datafiles, USSCFY18 - USSCFY22.

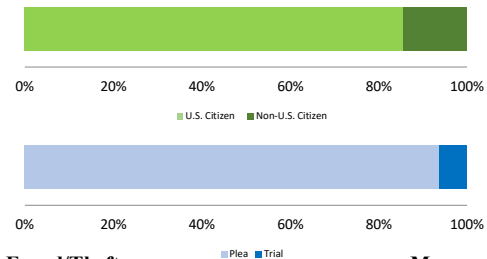
Number of Federal Offenders Over Time



Race and Gender



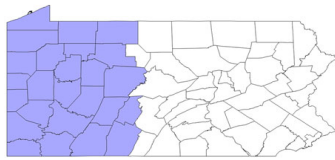
Citizenship, Guilty Pleas, and Trials



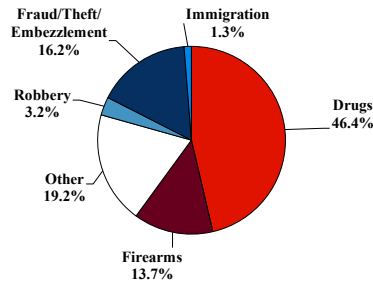
District at a Glance

Western District of Pennsylvania

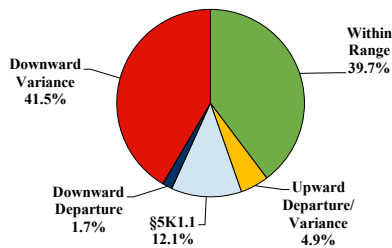
Fiscal Year 2022



Type of Crime



Sentence Imposed Relative to the Guideline Range



SENTENCING INFORMATION BY TYPE OF CRIME

	TOTAL	Immigration	Drug Trafficking	Firearms	Fraud/Theft /Embezzle	Robbery	Child Porn	Money Laundering	All Other
Total	634	8	293	87	103	20	33	23	67
Mean Sentence (months)	49	4	56	43	14	85	81	55	55
Median Sentence (months)	33	1	57	33	4	75	72	25	15

IMPRISONMENT

Total Receiving Imprisonment	530	6	268	81	60	20	32	19	44
Prison Only	511	6	259	78	56	20	32	19	41
Up to 12 Months	75	4	28	9	25	0	0	2	7
13 to 60 Months	256	2	124	51	28	8	13	11	19
61 to 120 Months	138	0	90	15	2	7	16	3	5
Over 120 Months	42	0	17	3	1	5	3	3	10
Prison and Alternatives	19	0	9	3	4	0	0	0	3

PROBATION

Total Receiving Probation	104	2	25	6	43	0	1	4	23
Probation Only	77	1	19	2	32	0	1	3	19
Probation and Alternatives	27	1	6	4	11	0	0	1	4

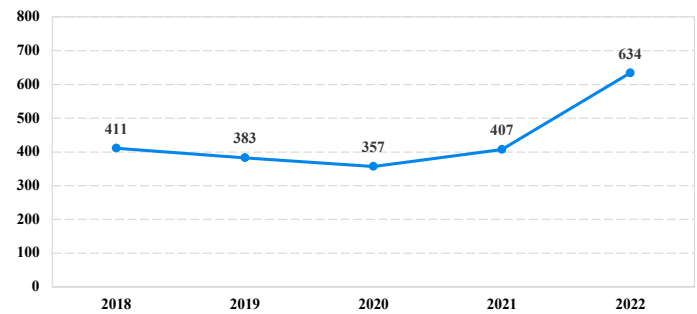
FINE ONLY

Total	0	0	0	0	0	0	0	0	0
--------------	----------	----------	----------	----------	----------	----------	----------	----------	----------

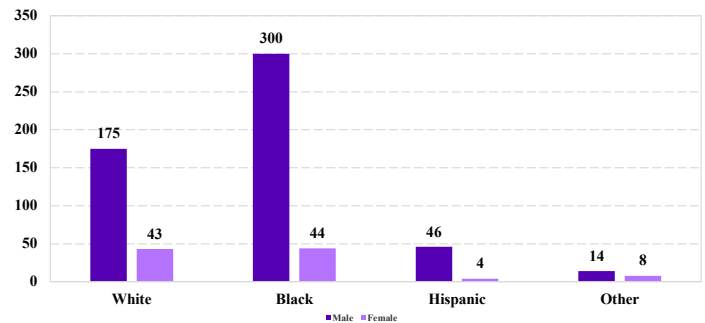
Cases with indeterminable sentence terms are excluded from the calculation of the Mean Sentence or Median Sentence category. Sentences greater than 470 months and probation were included in the sentence average computations as 470 months and zero months, respectively. Cases in the Total Receiving Imprisonment, Total Receiving Probation, and Fine Only categories total 100 percent of all cases. Cases missing information required for a specific analysis were excluded from that analysis. Descriptions of variables used in this analysis are provided in Appendix A.

SOURCE: U.S. Sentencing Commission, 2018 - 2022 Datafiles, USSCFY18 - USSCFY22.

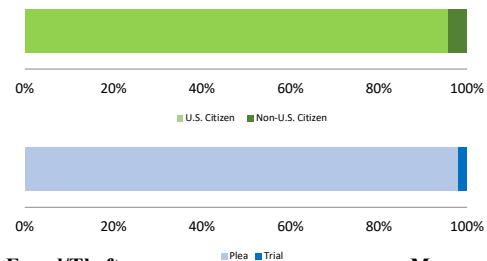
Number of Federal Offenders Over Time



Race and Gender



Citizenship, Guilty Pleas, and Trials



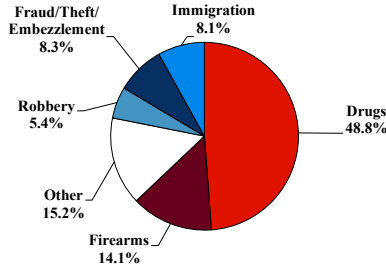
District at a Glance

Puerto Rico

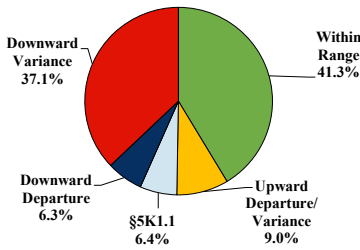
Fiscal Year 2022



Type of Crime



Sentence Imposed Relative to the Guideline Range



SENTENCING INFORMATION BY TYPE OF CRIME

	TOTAL	Immigration	Drug Trafficking	Firearms	Fraud/Theft /Embezzle	Robbery	Child Porn	Money Laundering	All Other
TOTAL	815	66	398	115	68	44	19	23	82
Mean Sentence (months)	63	14	72	44	7	118	65	42	106
Median Sentence (months)	60	12	70	37	0	119	60	24	71

IMPRISONMENT

Total Receiving Imprisonment	736	65	386	108	29	42	19	18	69
Prison Only	730	65	382	108	29	42	19	18	67
Up to 12 Months	82	30	21	5	17	0	2	0	7
13 to 60 Months	303	35	129	85	11	4	9	12	18
61 to 120 Months	257	0	200	15	0	18	7	4	13
Over 120 Months	88	0	32	3	1	20	1	2	29
Prison and Alternatives	6	0	4	0	0	0	0	0	2

PROBATION

Total Receiving Probation	78	1	12	7	38	2	0	5	13
Probation Only	72	1	11	6	36	1	0	5	12
Probation and Alternatives	6	0	1	1	2	1	0	0	1

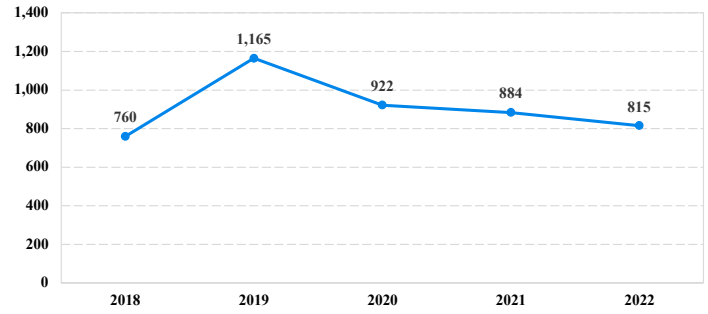
FINE ONLY

FINE ONLY	1	0	0	0	1	0	0	0	0
------------------	----------	----------	----------	----------	----------	----------	----------	----------	----------

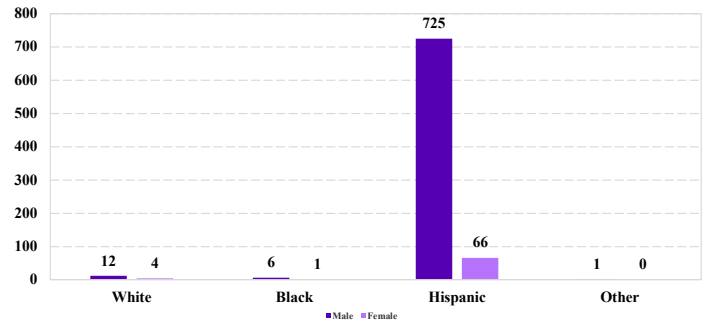
Cases with indeterminable sentence terms are excluded from the calculation of the Mean Sentence or Median Sentence category. Sentences greater than 470 months and probation were included in the sentence average computations as 470 months and zero months, respectively. Cases in the Total Receiving Imprisonment, Total Receiving Probation, and Fine Only categories total 100 percent of all cases. Cases missing information required for a specific analysis were excluded from that analysis. Descriptions of variables used in this analysis are provided in Appendix A.

SOURCE: U.S. Sentencing Commission, 2018 - 2022 Datafiles, USSCFY18 - USSCFY22.

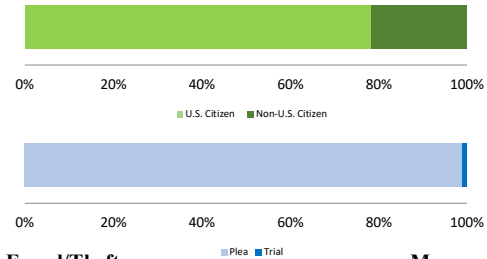
Number of Federal Offenders Over Time



Race and Gender



Citizenship, Guilty Pleas, and Trials



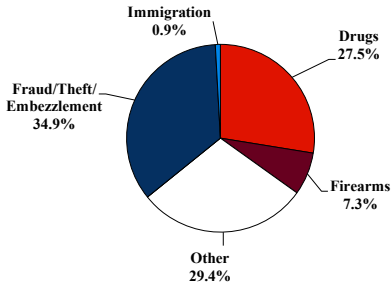
District at a Glance

District of Rhode Island

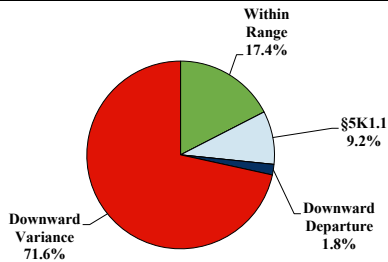
Fiscal Year 2022



Type of Crime



Sentence Imposed Relative to the Guideline Range



SENTENCING INFORMATION BY TYPE OF CRIME

	TOTAL	Immigration	Drug Trafficking	Firearms	Fraud/Theft /Embezzle	Robbery	Child Porn	Money Laundering	All Other
TOTAL	109	1	30	8	38	0	14	5	13
Mean Sentence (months)	42	--	46	35	22	--	88	28	56
Median Sentence (months)	30	--	43	30	17	--	66	12	33

IMPRISONMENT

Total Receiving Imprisonment	98	1	29	7	35	0	13	4	9
Prison Only	78	1	21	7	28	0	10	4	7
Up to 12 Months	16	0	5	0	10	0	0	0	1
13 to 60 Months	43	1	10	6	17	0	4	3	2
61 to 120 Months	13	0	5	1	1	0	4	1	1
Over 120 Months	6	0	1	0	0	0	2	0	3
Prison and Alternatives	20	0	8	0	7	0	3	0	2

PROBATION

Total Receiving Probation	11	0	1	1	3	0	1	1	4
Probation Only	7	0	1	1	1	0	1	1	2
Probation and Alternatives	4	0	0	0	2	0	0	0	2

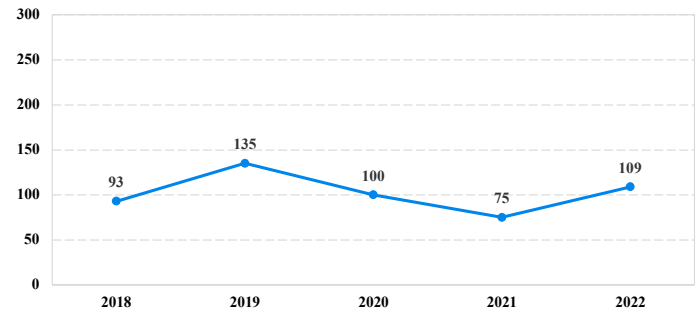
FINE ONLY

FINE ONLY	0	0	0	0	0	0	0	0	0
------------------	----------	----------	----------	----------	----------	----------	----------	----------	----------

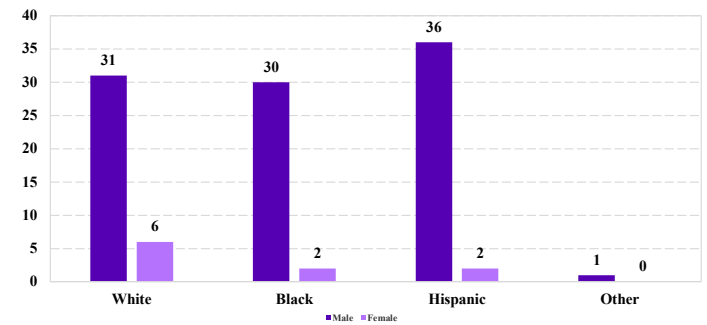
Cases with indeterminable sentence terms are excluded from the calculation of the Mean Sentence or Median Sentence category. Sentences greater than 470 months and probation were included in the sentence average computations as 470 months and zero months, respectively. Cases in the Total Receiving Imprisonment, Total Receiving Probation, and Fine Only categories total 100 percent of all cases. Cases missing information required for a specific analysis were excluded from that analysis. Descriptions of variables used in this analysis are provided in Appendix A.

SOURCE: U.S. Sentencing Commission, 2018 - 2022 Datafiles, USSCFY18 - USSCFY22.

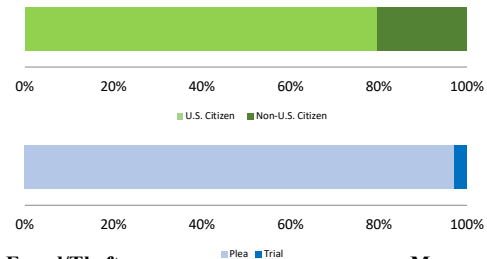
Number of Federal Offenders Over Time



Race and Gender



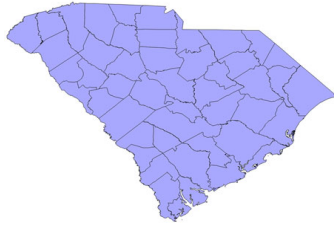
Citizenship, Guilty Pleas, and Trials



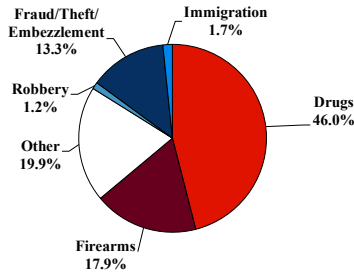
District at a Glance

District of South Carolina

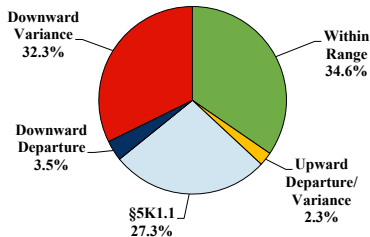
Fiscal Year 2022



Type of Crime



Sentence Imposed Relative to the Guideline Range



SENTENCING INFORMATION BY TYPE OF CRIME

	TOTAL	Immigration	Drug Trafficking	Firearms	Fraud/Theft /Embezzle	Robbery	Child Porn	Money Laundering	All Other
	602	10	277	108	80	7	12	21	87
Mean Sentence (months)	70	7	87	67	20	130	56	66	73
Median Sentence (months)	60	5	80	60	11	121	60	30	15

IMPRISONMENT

Total Receiving Imprisonment	533	8	268	97	61	7	12	19	61
Prison Only	524	8	263	97	60	6	11	18	61
Up to 12 Months	80	6	31	3	22	0	2	3	13
13 to 60 Months	181	2	64	46	31	0	6	7	25
61 to 120 Months	160	0	99	37	6	3	3	5	7
Over 120 Months	103	0	69	11	1	3	0	3	16
Prison and Alternatives	9	0	5	0	1	1	1	1	0

PROBATION

Total Receiving Probation	69	2	9	11	19	0	0	2	26
Probation Only	51	1	6	9	18	0	0	1	16
Probation and Alternatives	18	1	3	2	1	0	0	1	10

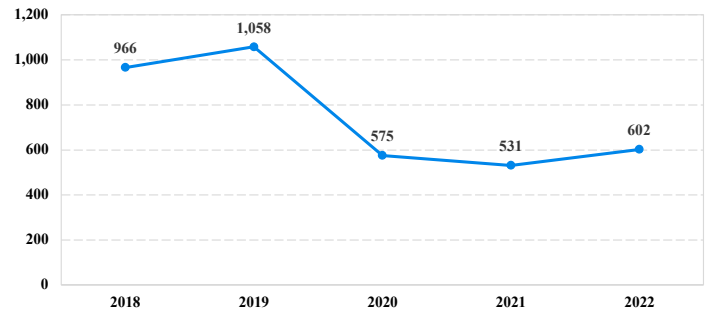
FINE ONLY

	0	0	0	0	0	0	0	0	0
--	----------	----------	----------	----------	----------	----------	----------	----------	----------

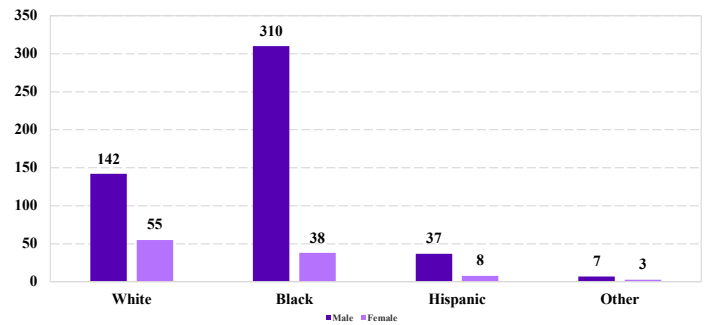
Cases with indeterminable sentence terms are excluded from the calculation of the Mean Sentence or Median Sentence category. Sentences greater than 470 months and probation were included in the sentence average computations as 470 months and zero months, respectively. Cases in the Total Receiving Imprisonment, Total Receiving Probation, and Fine Only categories total 100 percent of all cases. Cases missing information required for a specific analysis were excluded from that analysis. Descriptions of variables used in this analysis are provided in Appendix A.

SOURCE: U.S. Sentencing Commission, 2018 - 2022 Datafiles, USSCFY18 - USSCFY22.

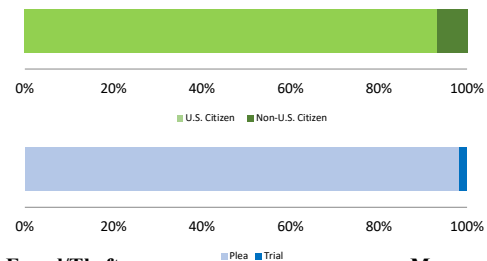
Number of Federal Offenders Over Time



Race and Gender



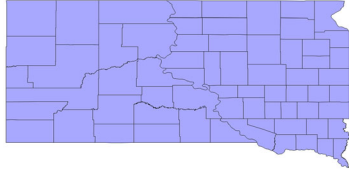
Citizenship, Guilty Pleas, and Trials



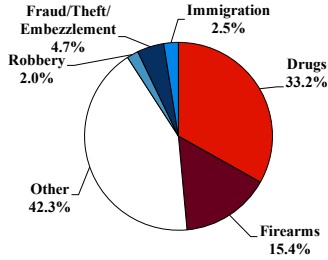
District at a Glance

District of South Dakota

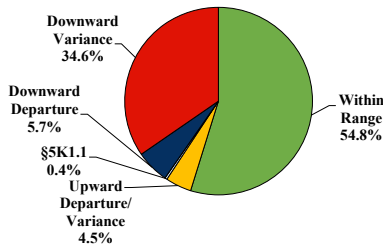
Fiscal Year 2022



Type of Crime



Sentence Imposed Relative to the Guideline Range



SENTENCING INFORMATION BY TYPE OF CRIME

	TOTAL	Immigration	Drug Trafficking	Firearms	Fraud/Theft /Embezzle	Robbery	Child Porn	Money Laundering	All Other
Total	558	14	184	86	26	11	23	7	207
Mean Sentence (months)	77	5	119	33	13	113	98	181	62
Median Sentence (months)	42	0	120	30	0	116	72	235	22

IMPRISONMENT

Total Receiving Imprisonment	533	13	183	81	17	11	23	6	199
Prison Only	507	13	180	79	16	11	20	6	182
Up to 12 Months	72	11	3	10	9	0	0	0	39
13 to 60 Months	219	2	46	61	5	3	9	1	92
61 to 120 Months	111	0	69	7	2	4	6	1	22
Over 120 Months	105	0	62	1	0	4	5	4	29
Prison and Alternatives	26	0	3	2	1	0	3	0	17

PROBATION

Total Receiving Probation	25	1	1	5	9	0	0	1	8
Probation Only	23	1	1	4	9	0	0	1	7
Probation and Alternatives	2	0	0	1	0	0	0	0	1

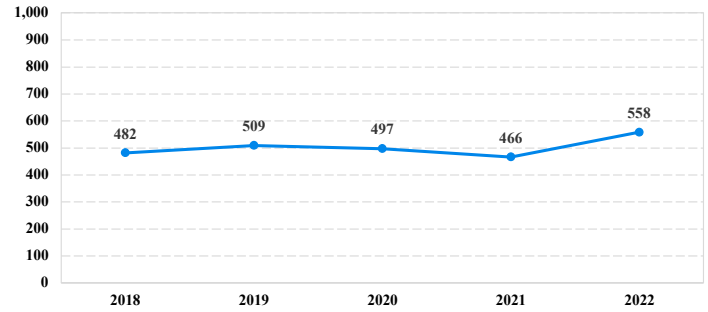
FINE ONLY

Total	0	0	0	0	0	0	0	0	0
--------------	----------	----------	----------	----------	----------	----------	----------	----------	----------

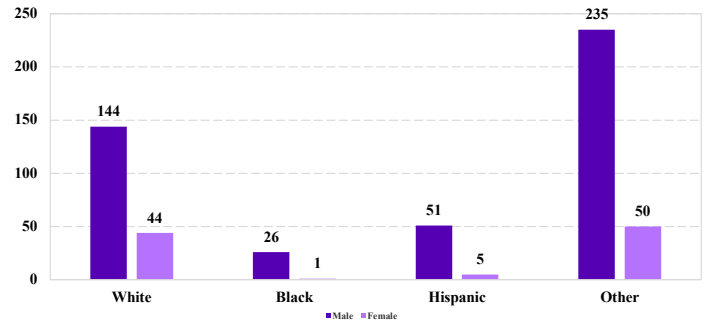
Cases with indeterminable sentence terms are excluded from the calculation of the Mean Sentence or Median Sentence category. Sentences greater than 470 months and probation were included in the sentence average computations as 470 months and zero months, respectively. Cases in the Total Receiving Imprisonment, Total Receiving Probation, and Fine Only categories total 100 percent of all cases. Cases missing information required for a specific analysis were excluded from that analysis. Descriptions of variables used in this analysis are provided in Appendix A.

SOURCE: U.S. Sentencing Commission, 2018 - 2022 Datafiles, USSCFY18 - USSCFY22.

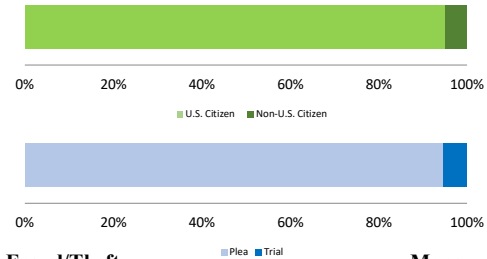
Number of Federal Offenders Over Time



Race and Gender



Citizenship, Guilty Pleas, and Trials



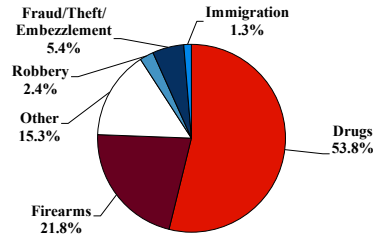
District at a Glance

Eastern District of Tennessee

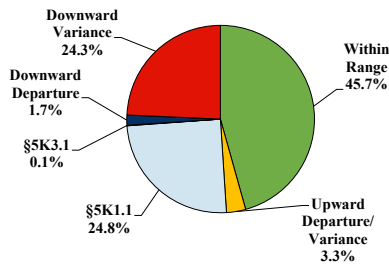
Fiscal Year 2022



Type of Crime



Sentence Imposed Relative to the Guideline Range



SENTENCING INFORMATION BY TYPE OF CRIME

	TOTAL	Immigration	Drug Trafficking	Firearms	Fraud/Theft /Embezzle	Robbery	Child Porn	Money Laundering	All Other
Total	754	10	406	164	41	18	22	47	46
Mean Sentence (months)	87	12	95	51	31	117	138	139	119
Median Sentence (months)	70	10	87	45	24	120	128	84	49

IMPRISONMENT

Total Receiving Imprisonment	723	10	399	159	31	18	22	42	42
Prison Only	716	10	394	158	30	18	22	42	42
Up to 12 Months	31	6	9	4	7	0	1	2	2
13 to 60 Months	286	4	113	115	17	4	2	13	18
61 to 120 Months	227	0	164	34	3	7	8	7	4
Over 120 Months	172	0	108	5	3	7	11	20	18
Prison and Alternatives	7	0	5	1	1	0	0	0	0

PROBATION

Total Receiving Probation	31	0	7	5	10	0	0	5	4
Probation Only	27	0	6	4	9	0	0	4	4
Probation and Alternatives	4	0	1	1	1	0	0	1	0

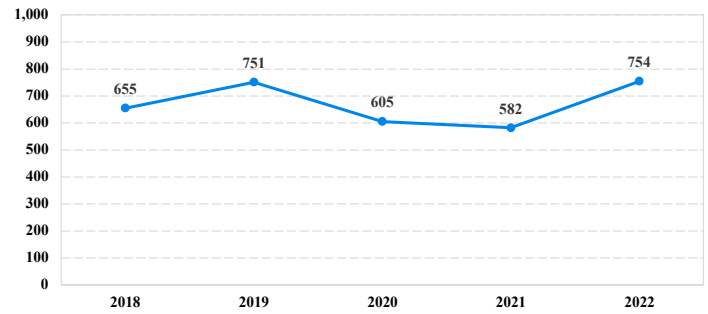
FINE ONLY

Total	0	0	0	0	0	0	0	0	0
--------------	----------	----------	----------	----------	----------	----------	----------	----------	----------

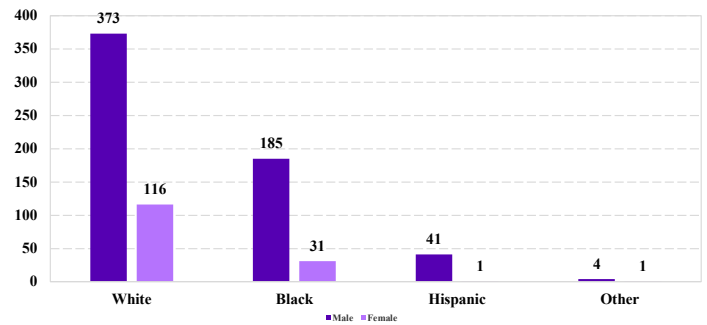
Cases with indeterminable sentence terms are excluded from the calculation of the Mean Sentence or Median Sentence category. Sentences greater than 470 months and probation were included in the sentence average computations as 470 months and zero months, respectively. Cases in the Total Receiving Imprisonment, Total Receiving Probation, and Fine Only categories total 100 percent of all cases. Cases missing information required for a specific analysis were excluded from that analysis. Descriptions of variables used in this analysis are provided in Appendix A.

SOURCE: U.S. Sentencing Commission, 2018 - 2022 Datafiles, USSCFY18 - USSCFY22.

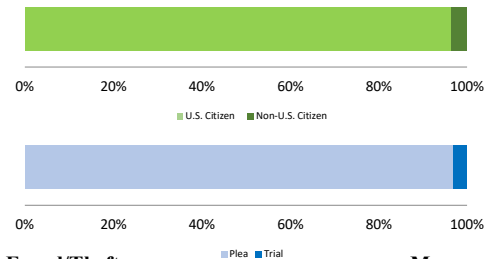
Number of Federal Offenders Over Time



Race and Gender



Citizenship, Guilty Pleas, and Trials



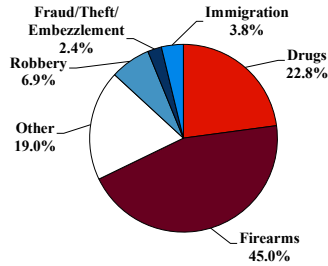
District at a Glance

Middle District of Tennessee

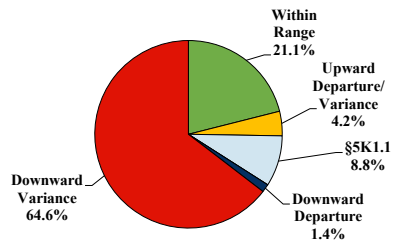
Fiscal Year 2022



Type of Crime



Sentence Imposed Relative to the Guideline Range



SENTENCING INFORMATION BY TYPE OF CRIME

	TOTAL	Immigration	Drug Trafficking	Firearms	Fraud/Theft /Embezzle	Robbery	Child Porn	Money Laundering	All Other
TOTAL	289	11	62	130	7	20	2	0	57
Mean Sentence (months)	72	18	81	65	18	99	--	--	86
Median Sentence (months)	54	12	77	48	12	99	--	--	12

IMPRISONMENT

Total Receiving Imprisonment	277	11	61	125	5	20	2	0	53
Prison Only	265	11	58	119	4	19	2	0	52
Up to 12 Months	39	5	3	9	0	0	0	0	22
13 to 60 Months	106	6	13	67	4	4	1	0	11
61 to 120 Months	76	0	34	26	0	8	1	0	7
Over 120 Months	44	0	8	17	0	7	0	0	12
Prison and Alternatives	12	0	3	6	1	1	0	0	1

PROBATION

Total Receiving Probation	9	0	1	5	2	0	0	0	1
Probation Only	5	0	0	2	2	0	0	0	1
Probation and Alternatives	4	0	1	3	0	0	0	0	0

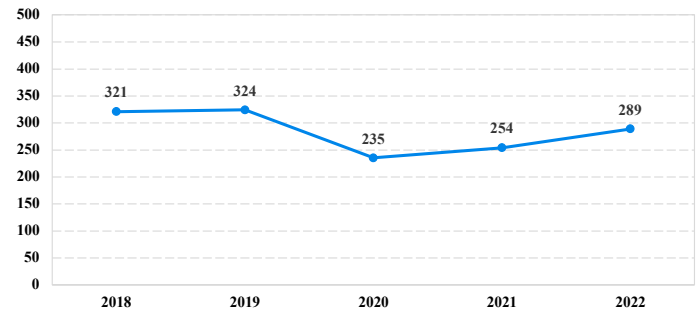
FINE ONLY

FINE ONLY	3	0	0	0	0	0	0	0	3
------------------	----------	----------	----------	----------	----------	----------	----------	----------	----------

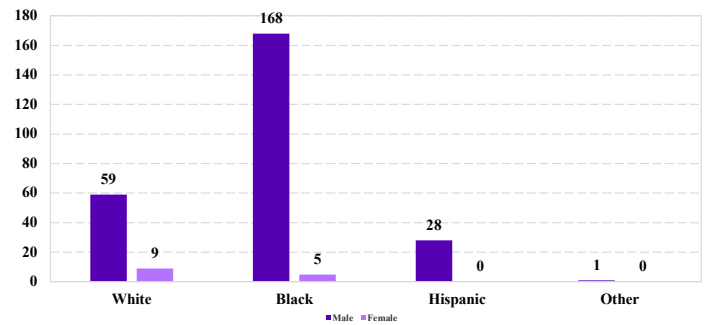
Cases with indeterminable sentence terms are excluded from the calculation of the Mean Sentence or Median Sentence category. Sentences greater than 470 months and probation were included in the sentence average computations as 470 months and zero months, respectively. Cases in the Total Receiving Imprisonment, Total Receiving Probation, and Fine Only categories total 100 percent of all cases. Cases missing information required for a specific analysis were excluded from that analysis. Descriptions of variables used in this analysis are provided in Appendix A.

SOURCE: U.S. Sentencing Commission, 2018 - 2022 Datafiles, USSCFY18 - USSCFY22.

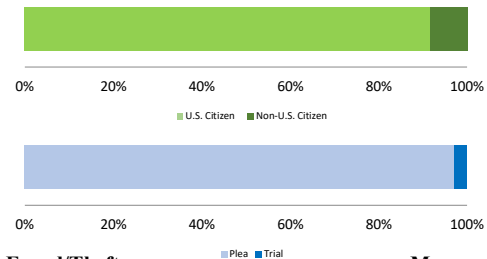
Number of Federal Offenders Over Time



Race and Gender



Citizenship, Guilty Pleas, and Trials



Legend: U.S. Citizen (Green), Non-U.S. Citizen (Dark Green)

Legend: Plea (Blue), Trial (Dark Blue)

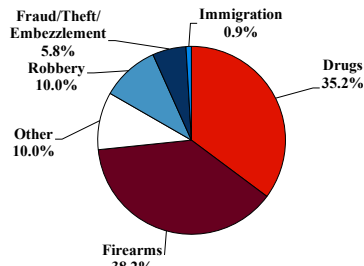
District at a Glance

Western District of Tennessee

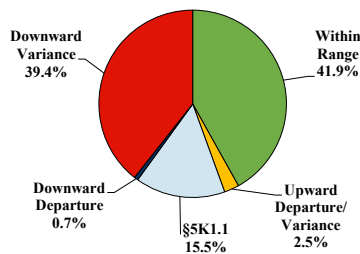
Fiscal Year 2022



Type of Crime



Sentence Imposed Relative to the Guideline Range



SENTENCING INFORMATION BY TYPE OF CRIME

	TOTAL	Immigration	Drug Trafficking	Firearms	Fraud/Theft /Embezzle	Robbery	Child Porn	Money Laundering	All Other
Total	432	4	151	165	25	43	1	1	42
Mean Sentence (months)	80	20	84	59	18	140	--	--	137
Median Sentence (months)	60	21	75	48	18	125	--	--	70

IMPRISONMENT

Total Receiving Imprisonment	420	4	149	158	24	43	1	1	40
Prison Only	394	4	132	153	22	42	1	1	39
Up to 12 Months	34	1	9	10	10	0	0	0	4
13 to 60 Months	159	3	41	85	10	4	1	1	14
61 to 120 Months	115	0	44	46	2	15	0	0	8
Over 120 Months	86	0	38	12	0	23	0	0	13
Prison and Alternatives	26	0	17	5	2	1	0	0	1

PROBATION

Total Receiving Probation	12	0	2	7	1	0	0	0	2
Probation Only	3	0	0	2	1	0	0	0	0
Probation and Alternatives	9	0	2	5	0	0	0	0	2

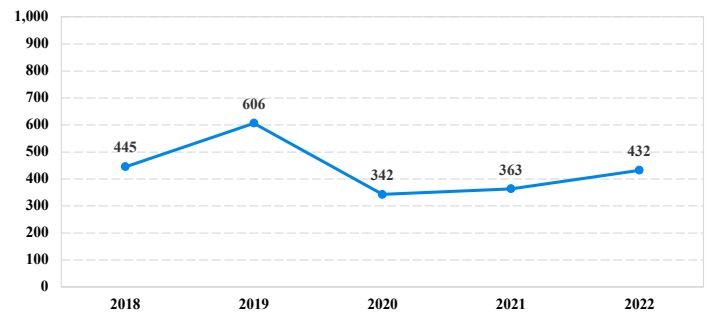
FINE ONLY

Total	0	0	0	0	0	0	0	0	0
--------------	----------	----------	----------	----------	----------	----------	----------	----------	----------

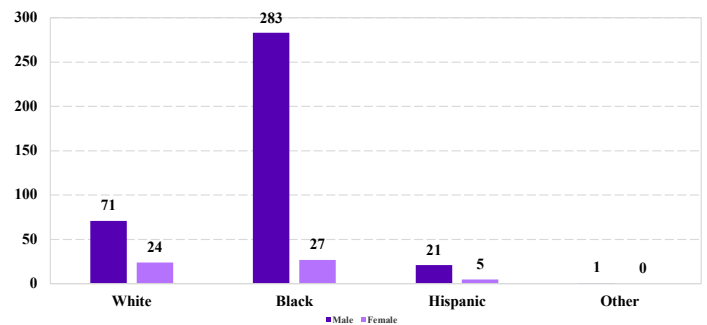
Cases with indeterminable sentence terms are excluded from the calculation of the Mean Sentence or Median Sentence category. Sentences greater than 470 months and probation were included in the sentence average computations as 470 months and zero months, respectively. Cases in the Total Receiving Imprisonment, Total Receiving Probation, and Fine Only categories total 100 percent of all cases. Cases missing information required for a specific analysis were excluded from that analysis. Descriptions of variables used in this analysis are provided in Appendix A.

SOURCE: U.S. Sentencing Commission, 2018 - 2022 Datafiles, USSCFY18 - USSCFY22.

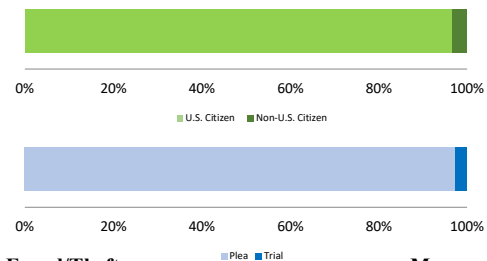
Number of Federal Offenders Over Time



Race and Gender



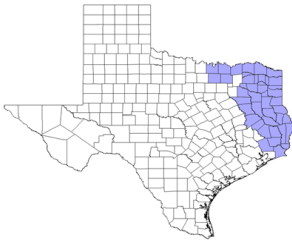
Citizenship, Guilty Pleas, and Trials



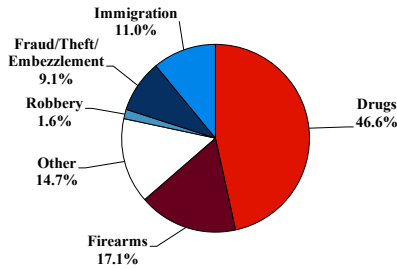
District at a Glance

Eastern District of Texas

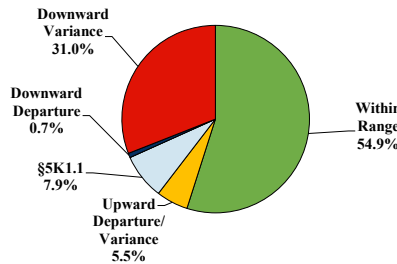
Fiscal Year 2022



Type of Crime



Sentence Imposed Relative to the Guideline Range



SENTENCING INFORMATION BY TYPE OF CRIME

	TOTAL	Immigration	Drug Trafficking	Firearms	Fraud/Theft /Embezzle	Robbery	Child Porn	Money Laundering	All Other
	674	74	311	115	61	11	12	24	66
Mean Sentence (months)	81	26	115	50	38	123	120	68	61
Median Sentence (months)	60	21	120	46	24	120	99	62	27

IMPRISONMENT

Total Receiving Imprisonment	637	74	307	109	50	10	12	20	55
Prison Only	635	74	307	109	48	10	12	20	55
Up to 12 Months	51	24	8	4	10	0	0	0	5
13 to 60 Months	253	45	62	70	31	4	1	8	32
61 to 120 Months	191	5	124	34	3	1	6	9	9
Over 120 Months	140	0	113	1	4	5	5	3	9
Prison and Alternatives	2	0	0	0	2	0	0	0	0

PROBATION

Total Receiving Probation	37	0	4	6	11	1	0	4	11
Probation Only	25	0	3	6	6	1	0	3	6
Probation and Alternatives	12	0	1	0	5	0	0	1	5

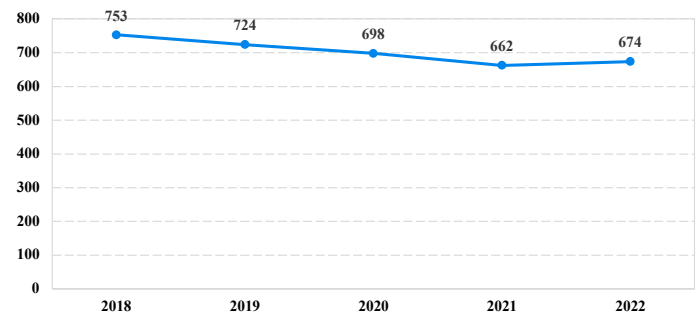
FINE ONLY

0	0	0	0	0	0	0	0	0	0
----------	----------	----------	----------	----------	----------	----------	----------	----------	----------

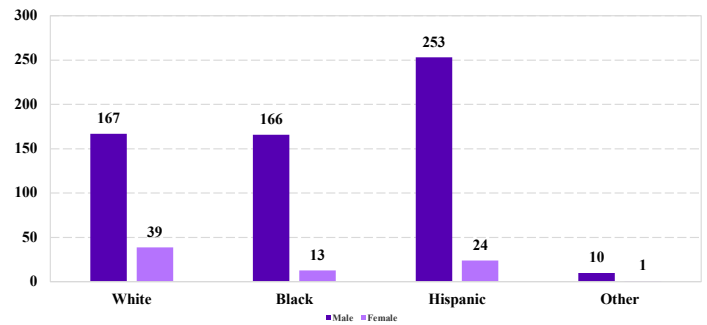
Cases with indeterminable sentence terms are excluded from the calculation of the Mean Sentence or Median Sentence category. Sentences greater than 470 months and probation were included in the sentence average computations as 470 months and zero months, respectively. Cases in the Total Receiving Imprisonment, Total Receiving Probation, and Fine Only categories total 100 percent of all cases. Cases missing information required for a specific analysis were excluded from that analysis. Descriptions of variables used in this analysis are provided in Appendix A.

SOURCE: U.S. Sentencing Commission, 2018 - 2022 Datafiles, USSCFY18 - USSCFY22.

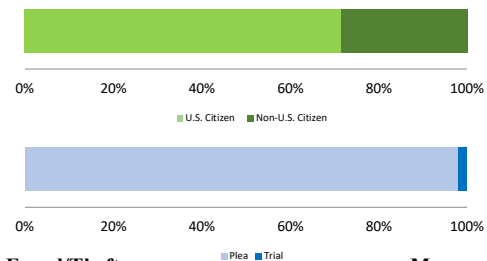
Number of Federal Offenders Over Time



Race and Gender



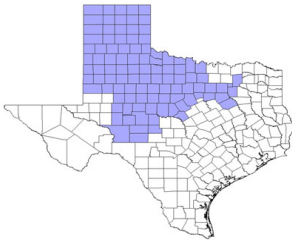
Citizenship, Guilty Pleas, and Trials



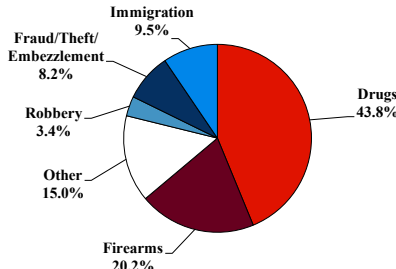
District at a Glance

Northern District of Texas

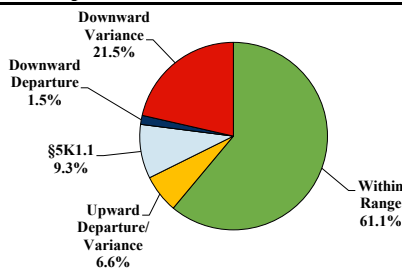
Fiscal Year 2022



Type of Crime



Sentence Imposed Relative to the Guideline Range



SENTENCING INFORMATION BY TYPE OF CRIME

	TOTAL	Immigration	Drug Trafficking	Firearms	Fraud/Theft /Embezzle	Robbery	Child Porn	Money Laundering	All Other
Total	1,652	157	719	333	136	56	43	43	165
Mean Sentence (months)	89	31	118	52	38	105	168	60	113
Median Sentence (months)	60	24	108	42	27	96	172	50	50

IMPRISONMENT

	TOTAL	Immigration	Drug Trafficking	Firearms	Fraud/Theft /Embezzle	Robbery	Child Porn	Money Laundering	All Other
Total Receiving Imprisonment	1,586	156	699	326	119	56	43	42	145
Prison Only	1,581	156	697	325	117	56	43	42	145
Up to 12 Months	74	16	10	8	17	1	0	2	20
13 to 60 Months	711	130	176	232	82	14	1	24	52
61 to 120 Months	387	10	219	76	11	24	14	10	23
Over 120 Months	409	0	292	9	7	17	28	6	50
Prison and Alternatives	5	0	2	1	2	0	0	0	0

PROBATION

	TOTAL	Immigration	Drug Trafficking	Firearms	Fraud/Theft /Embezzle	Robbery	Child Porn	Money Laundering	All Other
Total Receiving Probation	66	1	20	7	17	0	0	1	20
Probation Only	62	1	19	7	15	0	0	1	19
Probation and Alternatives	4	0	1	0	2	0	0	0	1

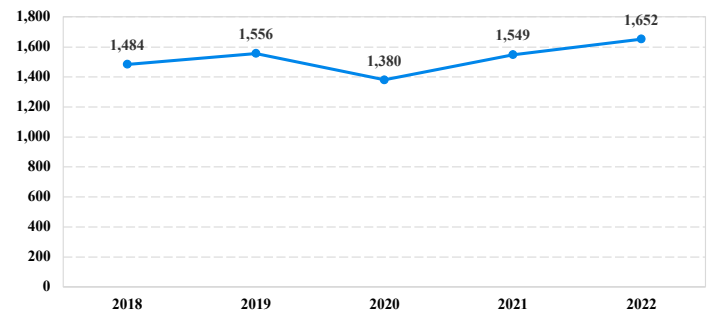
FINE ONLY

	TOTAL	Immigration	Drug Trafficking	Firearms	Fraud/Theft /Embezzle	Robbery	Child Porn	Money Laundering	All Other
Total	0	0	0	0	0	0	0	0	0

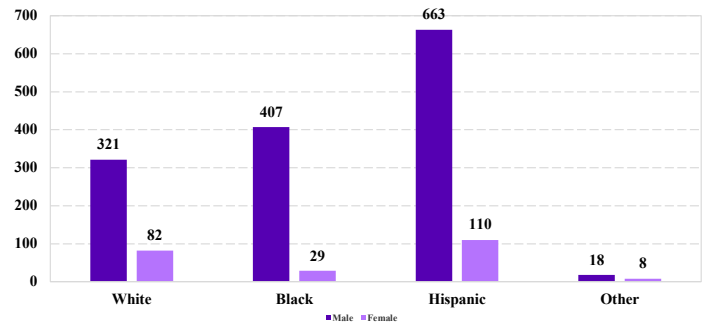
Cases with indeterminable sentence terms are excluded from the calculation of the Mean Sentence or Median Sentence category. Sentences greater than 470 months and probation were included in the sentence average computations as 470 months and zero months, respectively. Cases in the Total Receiving Imprisonment, Total Receiving Probation, and Fine Only categories total 100 percent of all cases. Cases missing information required for a specific analysis were excluded from that analysis. Descriptions of variables used in this analysis are provided in Appendix A.

SOURCE: U.S. Sentencing Commission, 2018 - 2022 Datafiles, USSCFY18 - USSCFY22.

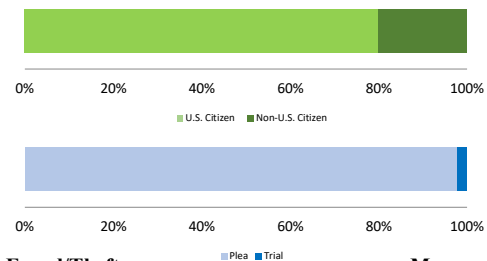
Number of Federal Offenders Over Time



Race and Gender



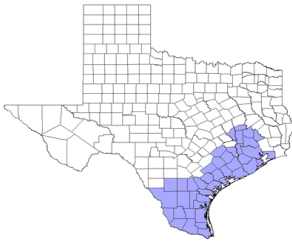
Citizenship, Guilty Pleas, and Trials



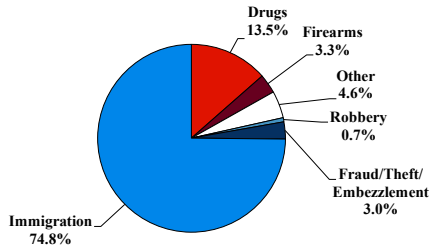
District at a Glance

Southern District of Texas

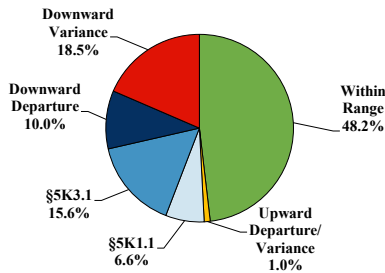
Fiscal Year 2022



Type of Crime



Sentence Imposed Relative to the Guideline Range



SENTENCING INFORMATION BY TYPE OF CRIME

	TOTAL	Immigration	Drug Trafficking	Firearms	Fraud/Theft /Embezzle	Robbery	Child Porn	Money Laundering	All Other
	7,274	5,444	982	241	215	54	43	66	229
Mean Sentence (months)	26	13	75	47	18	128	128	35	76
Median Sentence (months)	12	9	60	33	6	121	121	19	21

IMPRISONMENT

Total Receiving Imprisonment	7,033	5,284	969	231	186	53	43	55	212
Prison Only	6,868	5,160	952	228	181	52	42	51	202
Up to 12 Months	3,115	2,900	41	20	92	2	0	9	51
13 to 60 Months	3,044	2,219	469	144	76	9	5	32	90
61 to 120 Months	451	41	297	51	12	14	14	7	15
Over 120 Months	258	0	145	13	1	27	23	3	46
Prison and Alternatives	165	124	17	3	5	1	1	4	10

PROBATION

Total Receiving Probation	241	160	13	10	29	1	0	11	17
Probation Only	128	67	11	5	24	1	0	7	13
Probation and Alternatives	113	93	2	5	5	0	0	4	4

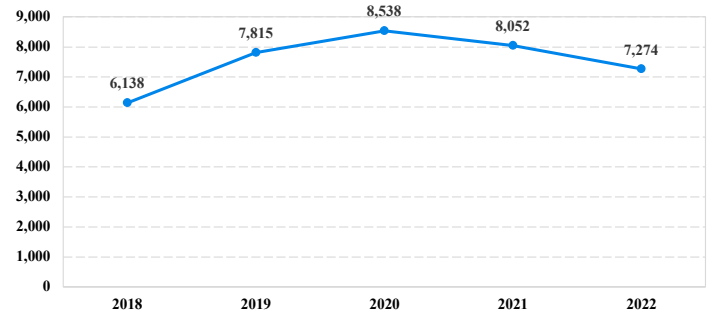
FINE ONLY

	0	0	0	0	0	0	0	0	0
--	----------	----------	----------	----------	----------	----------	----------	----------	----------

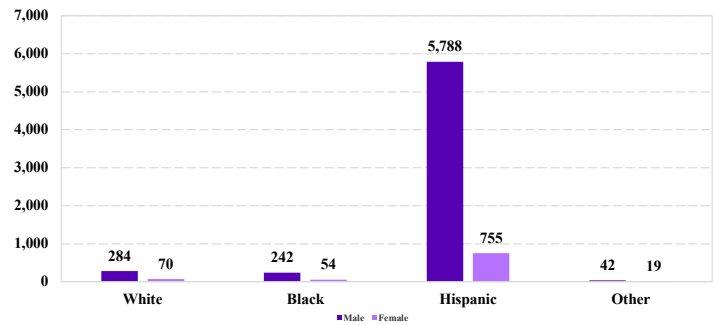
Cases with indeterminable sentence terms are excluded from the calculation of the Mean Sentence or Median Sentence category. Sentences greater than 470 months and probation were included in the sentence average computations as 470 months and zero months, respectively. Cases in the Total Receiving Imprisonment, Total Receiving Probation, and Fine Only categories total 100 percent of all cases. Cases missing information required for a specific analysis were excluded from that analysis. Descriptions of variables used in this analysis are provided in Appendix A.

SOURCE: U.S. Sentencing Commission, 2018 - 2022 Datafiles, USSCFY18 - USSCFY22.

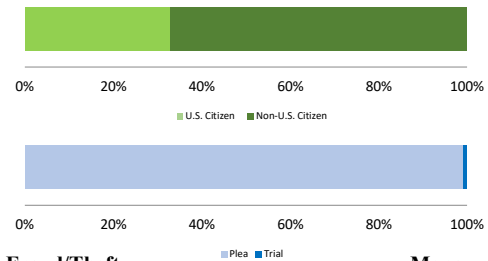
Number of Federal Offenders Over Time



Race and Gender



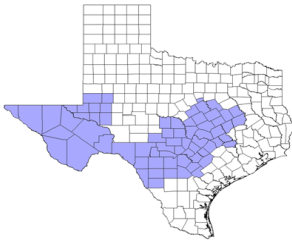
Citizenship, Guilty Pleas, and Trials



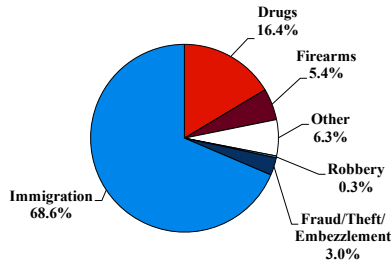
District at a Glance

Western District of Texas

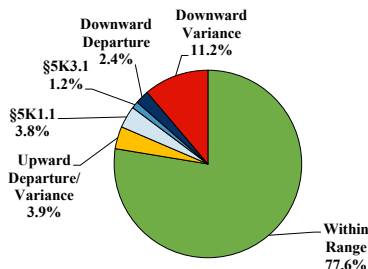
Fiscal Year 2022



Type of Crime



Sentence Imposed Relative to the Guideline Range



SENTENCING INFORMATION BY TYPE OF CRIME

	TOTAL	Immigration	Drug Trafficking	Firearms	Fraud/Theft /Embezzle	Robbery	Child Porn	Money Laundering	All Other
Total	6,059	4,157	972	329	184	18	28	37	334
Mean Sentence (months)	29	13	82	40	13	157	137	83	46
Median Sentence (months)	12	10	60	36	6	133	120	21	8

IMPRISONMENT

	TOTAL	Immigration	Drug Trafficking	Firearms	Fraud/Theft /Embezzle	Robbery	Child Porn	Money Laundering	All Other
Total Receiving Imprisonment	5,675	3,938	938	314	150	18	26	32	259
Prison Only	5,498	3,859	868	306	145	18	24	32	246
Up to 12 Months	2,378	2,065	47	23	104	0	0	9	130
13 to 60 Months	2,513	1,758	415	224	32	3	5	11	65
61 to 120 Months	342	34	213	56	7	5	7	4	16
Over 120 Months	265	2	193	3	2	10	12	8	35
Prison and Alternatives	177	79	70	8	5	0	2	0	13

PROBATION

	TOTAL	Immigration	Drug Trafficking	Firearms	Fraud/Theft /Embezzle	Robbery	Child Porn	Money Laundering	All Other
Total Receiving Probation	383	219	34	15	34	0	2	5	74
Probation Only	305	167	24	10	31	0	2	4	67
Probation and Alternatives	78	52	10	5	3	0	0	1	7

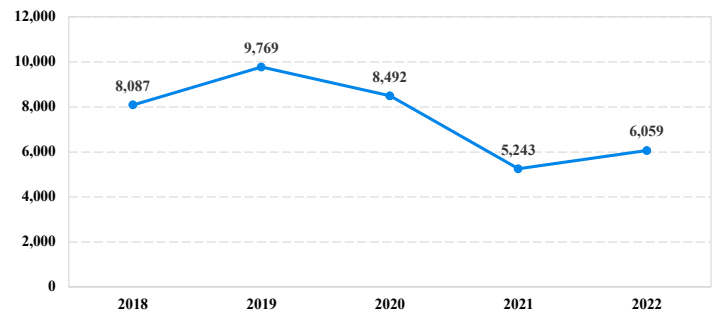
FINE ONLY

	TOTAL	Immigration	Drug Trafficking	Firearms	Fraud/Theft /Embezzle	Robbery	Child Porn	Money Laundering	All Other
Total	1	0	0	0	0	0	0	0	1

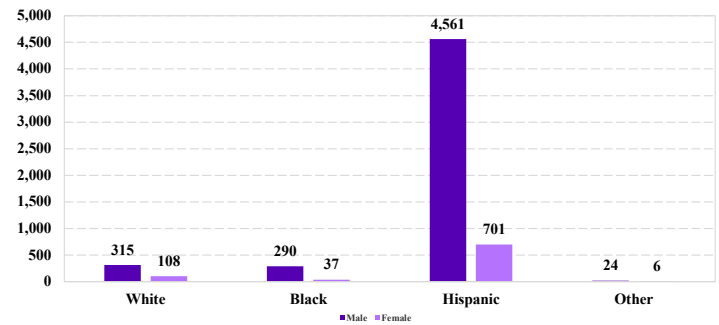
Cases with indeterminable sentence terms are excluded from the calculation of the Mean Sentence or Median Sentence category. Sentences greater than 470 months and probation were included in the sentence average computations as 470 months and zero months, respectively. Cases in the Total Receiving Imprisonment, Total Receiving Probation, and Fine Only categories total 100 percent of all cases. Cases missing information required for a specific analysis were excluded from that analysis. Descriptions of variables used in this analysis are provided in Appendix A.

SOURCE: U.S. Sentencing Commission, 2018 - 2022 Datafiles, USSCFY18 - USSCFY22.

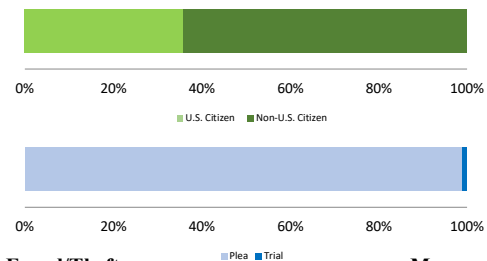
Number of Federal Offenders Over Time



Race and Gender



Citizenship, Guilty Pleas, and Trials



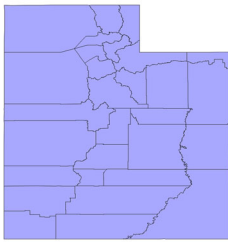
Legend: U.S. Citizen (light green), Non-U.S. Citizen (dark green)

Legend: Plea (light blue), Trial (dark blue)

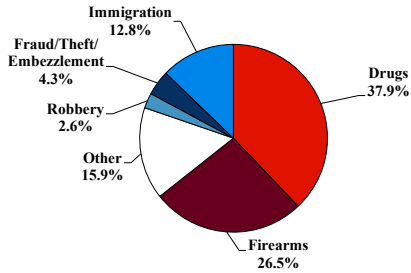
District at a Glance

District of Utah

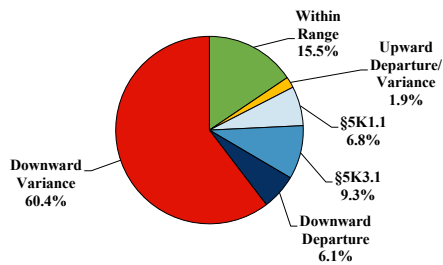
Fiscal Year 2022



Type of Crime



Sentence Imposed Relative to the Guideline Range



SENTENCING INFORMATION BY TYPE OF CRIME

	TOTAL	Immigration	Drug Trafficking	Firearms	Fraud/Theft /Embezzle	Robbery	Child Porn	Money Laundering	All Other
TOTAL	741	95	281	196	32	19	21	20	77
Mean Sentence (months)	37	8	46	29	12	52	80	75	45
Median Sentence (months)	30	4	41	27	0	46	84	60	21

IMPRISONMENT

Total Receiving Imprisonment	664	78	266	178	15	19	21	20	67
Prison Only	660	78	265	176	15	19	21	20	66
Up to 12 Months	122	54	21	22	5	2	0	2	16
13 to 60 Months	413	24	176	142	9	11	9	9	33
61 to 120 Months	110	0	66	11	1	6	11	5	10
Over 120 Months	15	0	2	1	0	0	1	4	7
Prison and Alternatives	4	0	1	2	0	0	0	0	1

PROBATION

Total Receiving Probation	75	16	15	18	17	0	0	0	9
Probation Only	73	16	15	17	17	0	0	0	8
Probation and Alternatives	2	0	0	1	0	0	0	0	1

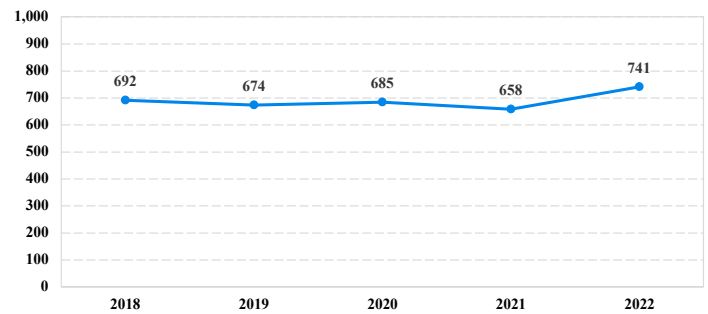
FINE ONLY

FINE ONLY	2	1	0	0	0	0	0	0	1
------------------	----------	----------	----------	----------	----------	----------	----------	----------	----------

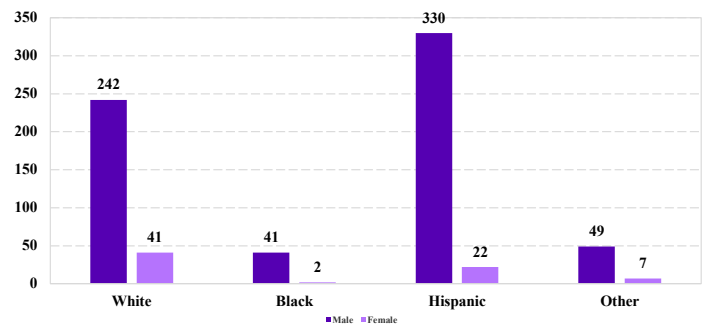
Cases with indeterminable sentence terms are excluded from the calculation of the Mean Sentence or Median Sentence category. Sentences greater than 470 months and probation were included in the sentence average computations as 470 months and zero months, respectively. Cases in the Total Receiving Imprisonment, Total Receiving Probation, and Fine Only categories total 100 percent of all cases. Cases missing information required for a specific analysis were excluded from that analysis. Descriptions of variables used in this analysis are provided in Appendix A.

SOURCE: U.S. Sentencing Commission, 2018 - 2022 Datafiles, USSCFY18 - USSCFY22.

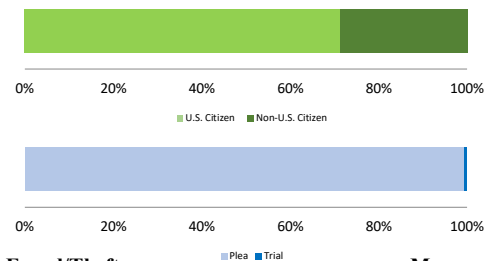
Number of Federal Offenders Over Time



Race and Gender



Citizenship, Guilty Pleas, and Trials



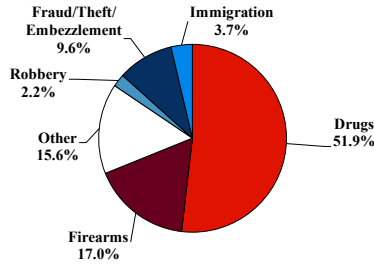
District at a Glance

District of Vermont

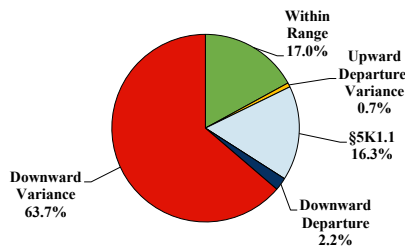
Fiscal Year 2022



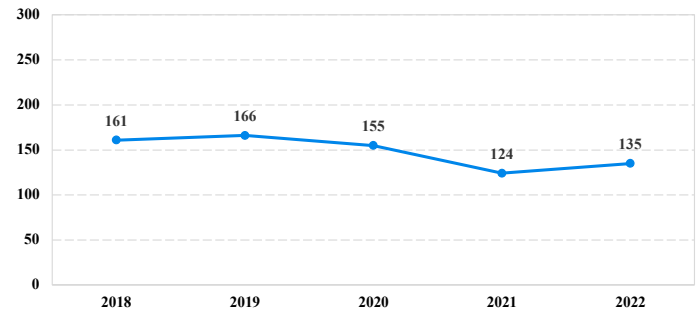
Type of Crime



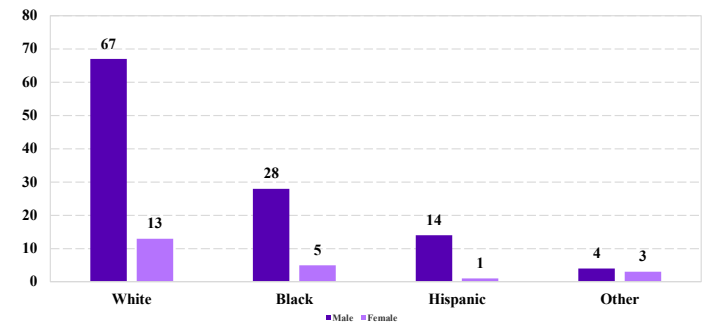
Sentence Imposed Relative to the Guideline Range



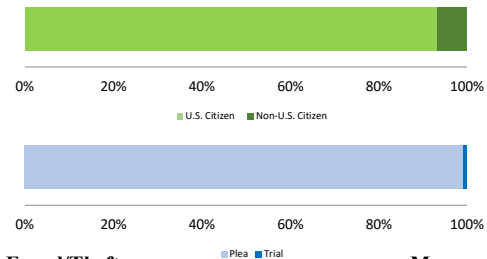
Number of Federal Offenders Over Time



Race and Gender



Citizenship, Guilty Pleas, and Trials



SENTENCING INFORMATION BY TYPE OF CRIME

	TOTAL	Immigration	Drug Trafficking	Firearms	Fraud/Theft /Embezzle	Robbery	Child Porn	Money Laundering	All Other
	135	5	63	23	13	3	4	3	21
Mean Sentence (months)	37	1	37	21	6	44	119	54	59
Median Sentence (months)	18	0	36	12	0	42	138	60	7

IMPRISONMENT

Total Receiving Imprisonment	126	5	61	21	10	3	4	3	19
Prison Only	124	5	60	20	10	3	4	3	19
Up to 12 Months	45	5	17	7	6	0	1	0	9
13 to 60 Months	56	0	33	11	4	3	0	2	3
61 to 120 Months	16	0	8	2	0	0	1	1	4
Over 120 Months	7	0	2	0	0	0	2	0	3
Prison and Alternatives	2	0	1	1	0	0	0	0	0

PROBATION

Total Receiving Probation	9	0	2	2	3	0	0	0	2
Probation Only	8	0	2	2	2	0	0	0	2
Probation and Alternatives	1	0	0	0	1	0	0	0	0

FINE ONLY

FINE ONLY	0	0	0	0	0	0	0	0	0
------------------	----------	----------	----------	----------	----------	----------	----------	----------	----------

Cases with indeterminable sentence terms are excluded from the calculation of the Mean Sentence or Median Sentence category. Sentences greater than 470 months and probation were included in the sentence average computations as 470 months and zero months, respectively. Cases in the Total Receiving Imprisonment, Total Receiving Probation, and Fine Only categories total 100 percent of all cases. Cases missing information required for a specific analysis were excluded from that analysis. Descriptions of variables used in this analysis are provided in Appendix A.

SOURCE: U.S. Sentencing Commission, 2018 - 2022 Datafiles, USSCFY18 - USSCFY22.

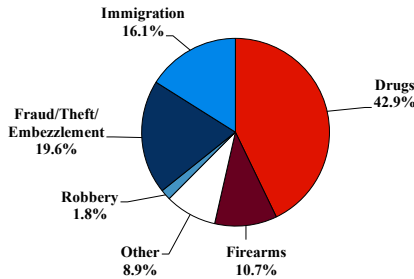
District at a Glance

Virgin Islands

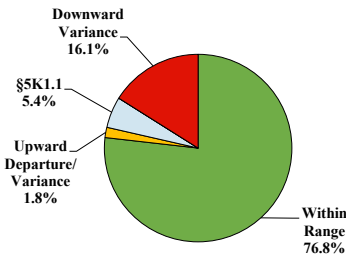
Fiscal Year 2022



Type of Crime



Sentence Imposed Relative to the Guideline Range



SENTENCING INFORMATION BY TYPE OF CRIME

	TOTAL	Immigration	Drug Trafficking	Firearms	Fraud/Theft /Embezzle	Robbery	Child Porn	Money Laundering	All Other
	56	9	23	6	11	1	0	2	4
Mean Sentence (months)	30	17	32	40	15	--	--	--	42
Median Sentence (months)	20	8	33	41	9	--	--	--	22

IMPRISONMENT

Total Receiving Imprisonment	47	9	16	6	10	1	0	2	3
Prison Only	47	9	16	6	10	1	0	2	3
Up to 12 Months	16	6	4	0	5	0	0	0	1
13 to 60 Months	24	2	8	6	5	0	0	2	1
61 to 120 Months	6	1	4	0	0	0	0	0	1
Over 120 Months	1	0	0	0	0	1	0	0	0
Prison and Alternatives	0	0	0	0	0	0	0	0	0

PROBATION

Total Receiving Probation	9	0	7	0	1	0	0	0	1
Probation Only	7	0	6	0	1	0	0	0	0
Probation and Alternatives	2	0	1	0	0	0	0	0	1

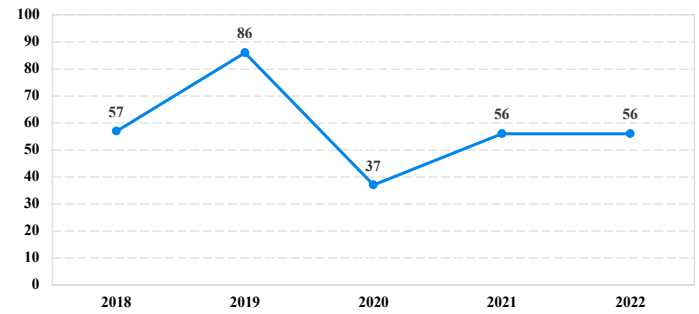
FINE ONLY

FINE ONLY	0	0	0	0	0	0	0	0	0
------------------	----------	----------	----------	----------	----------	----------	----------	----------	----------

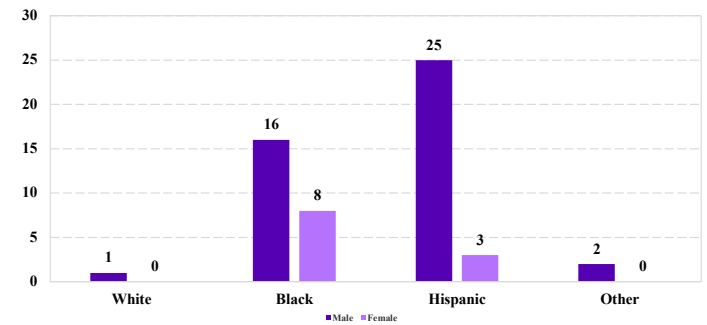
Cases with indeterminable sentence terms are excluded from the calculation of the Mean Sentence or Median Sentence category. Sentences greater than 470 months and probation were included in the sentence average computations as 470 months and zero months, respectively. Cases in the Total Receiving Imprisonment, Total Receiving Probation, and Fine Only categories total 100 percent of all cases. Cases missing information required for a specific analysis were excluded from that analysis. Descriptions of variables used in this analysis are provided in Appendix A.

SOURCE: U.S. Sentencing Commission, 2018 - 2022 Datafiles, USSCFY18 - USSCFY22.

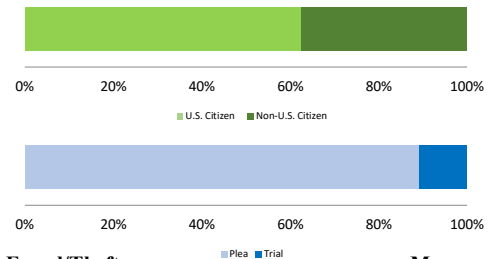
Number of Federal Offenders Over Time



Race and Gender



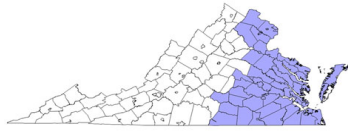
Citizenship, Guilty Pleas, and Trials



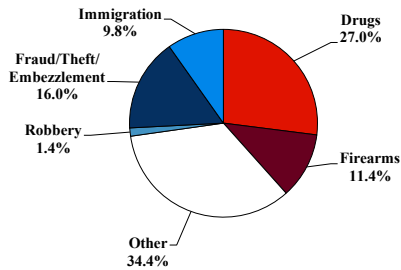
District at a Glance

Eastern District of Virginia

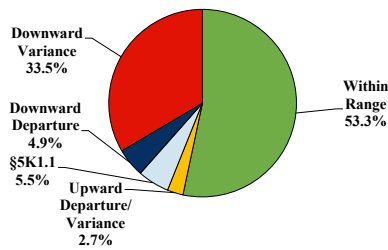
Fiscal Year 2022



Type of Crime



Sentence Imposed Relative to the Guideline Range



SENTENCING INFORMATION BY TYPE OF CRIME

	TOTAL	Immigration	Drug Trafficking	Firearms	Fraud/Theft /Embezzle	Robbery	Child Porn	Money Laundering	All Other
Total	919	90	233	105	147	13	34	17	280
Mean Sentence (months)	56	9	92	61	27	182	85	111	43
Median Sentence (months)	24	6	66	54	18	154	78	84	0

IMPRISONMENT

Total Receiving Imprisonment	715	90	228	100	114	13	33	16	121
Prison Only	691	90	224	96	104	12	33	15	117
Up to 12 Months	133	58	6	3	25	0	1	0	40
13 to 60 Months	305	32	96	60	64	0	10	6	37
61 to 120 Months	134	0	63	25	12	3	19	3	9
Over 120 Months	119	0	59	8	3	9	3	6	31
Prison and Alternatives	24	0	4	4	10	1	0	1	4

PROBATION

Total Receiving Probation	153	0	5	5	27	0	1	1	114
Probation Only	131	0	2	2	18	0	0	1	108
Probation and Alternatives	22	0	3	3	9	0	1	0	6

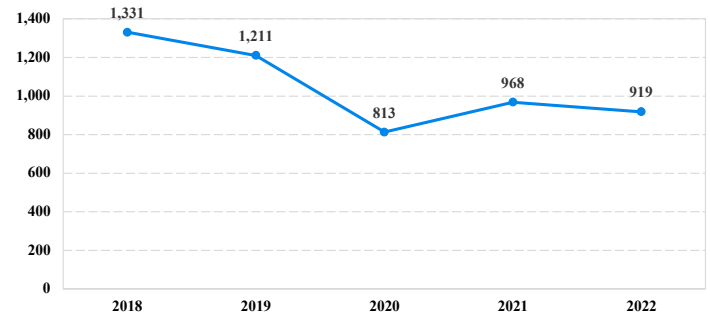
FINE ONLY

Total	51	0	0	0	6	0	0	0	45
--------------	-----------	----------	----------	----------	----------	----------	----------	----------	-----------

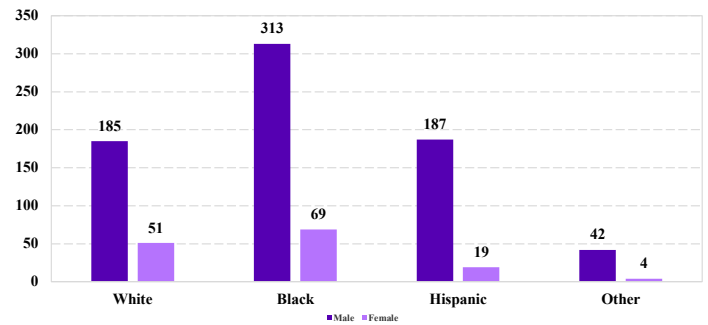
Cases with indeterminable sentence terms are excluded from the calculation of the Mean Sentence or Median Sentence category. Sentences greater than 470 months and probation were included in the sentence average computations as 470 months and zero months, respectively. Cases in the Total Receiving Imprisonment, Total Receiving Probation, and Fine Only categories total 100 percent of all cases. Cases missing information required for a specific analysis were excluded from that analysis. Descriptions of variables used in this analysis are provided in Appendix A.

SOURCE: U.S. Sentencing Commission, 2018 - 2022 Datafiles, USSCFY18 - USSCFY22.

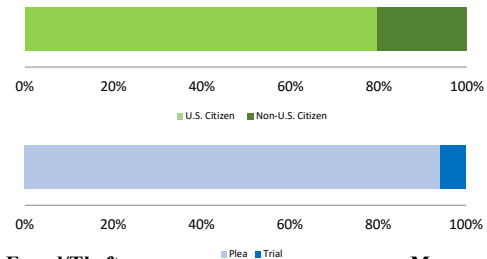
Number of Federal Offenders Over Time



Race and Gender



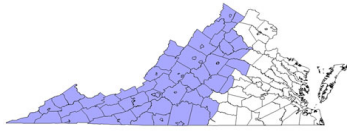
Citizenship, Guilty Pleas, and Trials



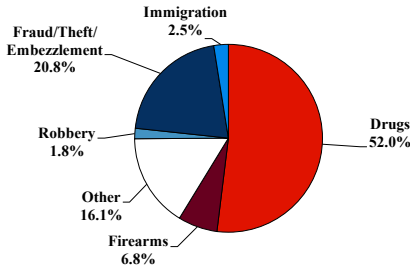
District at a Glance

Western District of Virginia

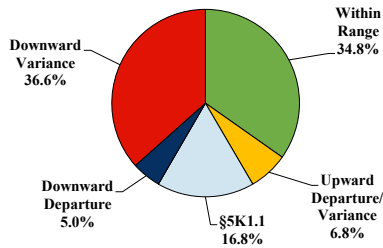
Fiscal Year 2022



Type of Crime



Sentence Imposed Relative to the Guideline Range



SENTENCING INFORMATION BY TYPE OF CRIME

	TOTAL	Immigration	Drug Trafficking	Firearms	Fraud/Theft /Embezzle	Robbery	Child Porn	Money Laundering	All Other
TOTAL	279	7	145	19	58	5	6	7	32
Mean Sentence (months)	79	9	96	31	22	129	115	168	116
Median Sentence (months)	60	0	87	36	18	77	114	72	59

IMPRISONMENT

Total Receiving Imprisonment	251	4	141	16	43	5	6	5	31
Prison Only	246	4	139	15	42	5	6	5	30
Up to 12 Months	22	1	4	3	10	0	0	0	4
13 to 60 Months	98	3	42	10	29	2	0	1	11
61 to 120 Months	77	0	57	2	2	2	5	1	8
Over 120 Months	49	0	36	0	1	1	1	3	7
Prison and Alternatives	5	0	2	1	1	0	0	0	1

PROBATION

Total Receiving Probation	28	3	4	3	15	0	0	2	1
Probation Only	15	3	1	1	8	0	0	1	1
Probation and Alternatives	13	0	3	2	7	0	0	1	0

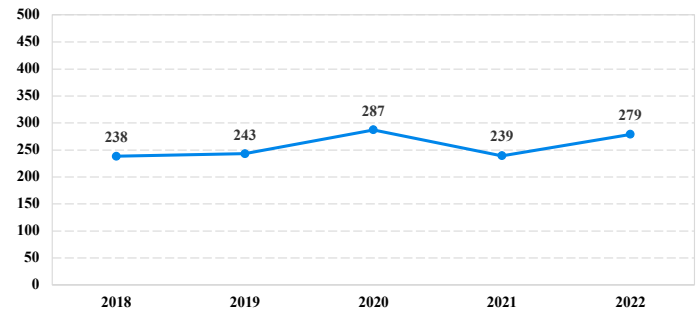
FINE ONLY

FINE ONLY	0	0	0	0	0	0	0	0	0
------------------	----------	----------	----------	----------	----------	----------	----------	----------	----------

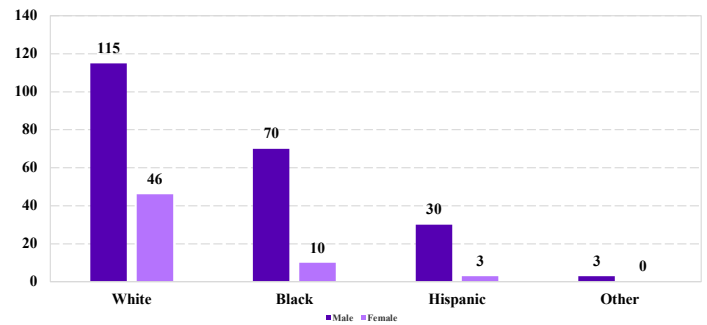
Cases with indeterminable sentence terms are excluded from the calculation of the Mean Sentence or Median Sentence category. Sentences greater than 470 months and probation were included in the sentence average computations as 470 months and zero months, respectively. Cases in the Total Receiving Imprisonment, Total Receiving Probation, and Fine Only categories total 100 percent of all cases. Cases missing information required for a specific analysis were excluded from that analysis. Descriptions of variables used in this analysis are provided in Appendix A.

SOURCE: U.S. Sentencing Commission, 2018 - 2022 Datafiles, USSCFY18 - USSCFY22.

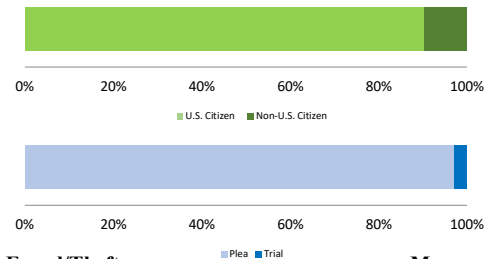
Number of Federal Offenders Over Time



Race and Gender



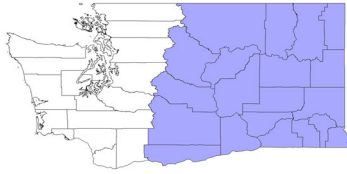
Citizenship, Guilty Pleas, and Trials



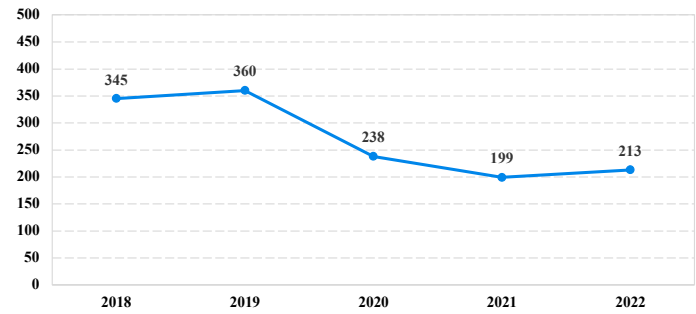
District at a Glance

Eastern District of Washington

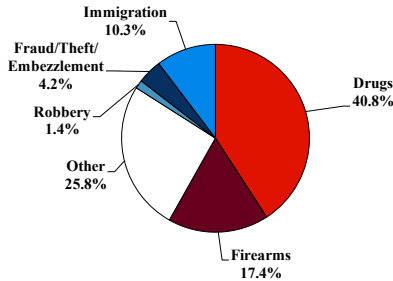
Fiscal Year 2022



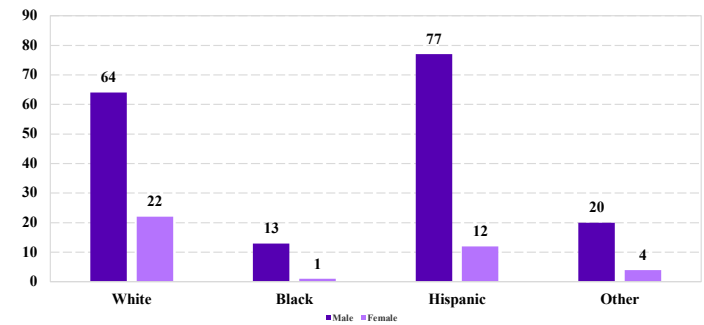
Number of Federal Offenders Over Time



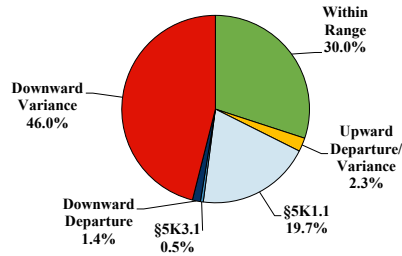
Type of Crime



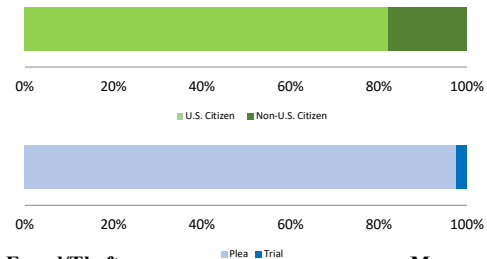
Race and Gender



Sentence Imposed Relative to the Guideline Range



Citizenship, Guilty Pleas, and Trials



SENTENCING INFORMATION BY TYPE OF CRIME

	TOTAL	Immigration	Drug Trafficking	Firearms	Fraud/Theft/Embezzle	Robbery	Child Porn	Money Laundering	All Other
Total	213	22	86	37	9	3	9	0	47
Mean Sentence (months)	58	9	74	31	9	79	72	--	78
Median Sentence (months)	30	7	60	18	0	84	60	--	24

IMPRISONMENT

Total Receiving Imprisonment	190	22	83	28	3	3	9	0	42
Prison Only	187	22	82	26	3	3	9	0	42
Up to 12 Months	44	17	12	4	1	0	0	0	10
13 to 60 Months	77	5	30	15	2	1	6	0	18
61 to 120 Months	38	0	25	7	0	2	2	0	2
Over 120 Months	28	0	15	0	0	0	1	0	12
Prison and Alternatives	3	0	1	2	0	0	0	0	0

PROBATION

Total Receiving Probation	22	0	3	9	6	0	0	0	4
Probation Only	22	0	3	9	6	0	0	0	4
Probation and Alternatives	0	0	0	0	0	0	0	0	0

FINE ONLY

Total	1	0	0	0	0	0	0	0	1
--------------	----------	----------	----------	----------	----------	----------	----------	----------	----------

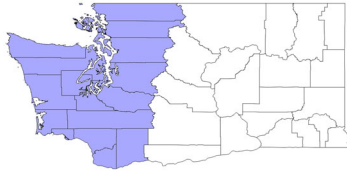
Cases with indeterminable sentence terms are excluded from the calculation of the Mean Sentence or Median Sentence category. Sentences greater than 470 months and probation were included in the sentence average computations as 470 months and zero months, respectively. Cases in the Total Receiving Imprisonment, Total Receiving Probation, and Fine Only categories total 100 percent of all cases. Cases missing information required for a specific analysis were excluded from that analysis. Descriptions of variables used in this analysis are provided in Appendix A.

SOURCE: U.S. Sentencing Commission, 2018 - 2022 Datafiles, USSCFY18 - USSCFY22.

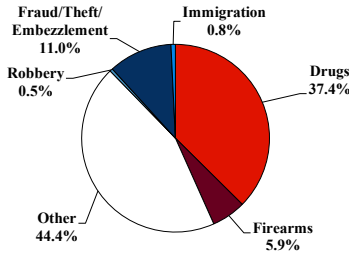
District at a Glance

Western District of Washington

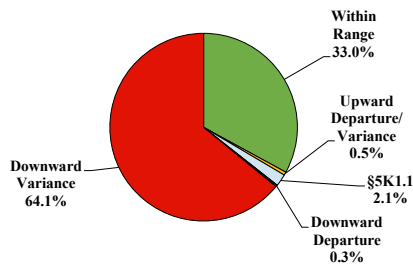
Fiscal Year 2022



Type of Crime



Sentence Imposed Relative to the Guideline Range



SENTENCING INFORMATION BY TYPE OF CRIME

	TOTAL	Immigration	Drug Trafficking	Firearms	Fraud/Theft /Embezzle	Robbery	Child Porn	Money Laundering	All Other
	374	3	139	22	41	2	20	13	134
Mean Sentence (months)	37	2	52	21	19	--	71	50	23
Median Sentence (months)	21	0	48	12	15	--	48	14	0

IMPRISONMENT

Total Receiving Imprisonment	266	2	134	20	29	2	20	10	49
Prison Only	259	2	132	20	27	2	19	10	47
Up to 12 Months	42	2	8	7	4	0	1	3	17
13 to 60 Months	140	0	80	11	22	1	10	3	13
61 to 120 Months	61	0	41	2	0	0	7	2	9
Over 120 Months	16	0	3	0	1	1	1	2	8
Prison and Alternatives	7	0	2	0	2	0	1	0	2

PROBATION

Total Receiving Probation	38	1	5	2	7	0	0	3	20
Probation Only	34	1	5	1	7	0	0	2	18
Probation and Alternatives	4	0	0	1	0	0	0	1	2

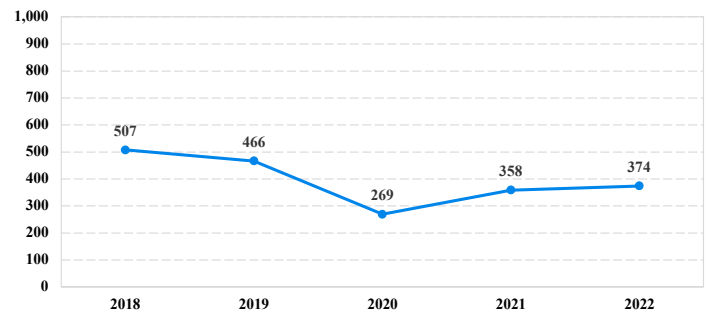
FINE ONLY

FINE ONLY	70	0	0	0	5	0	0	0	65
------------------	-----------	----------	----------	----------	----------	----------	----------	----------	-----------

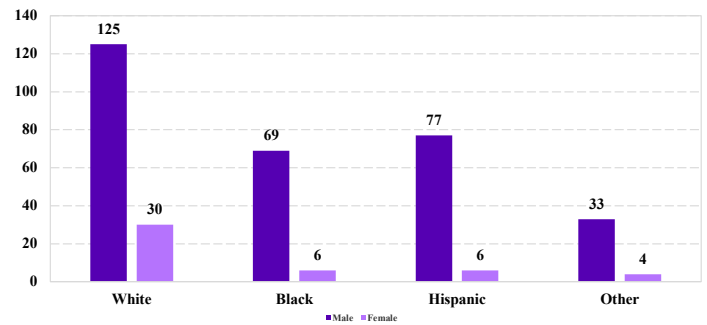
Cases with indeterminable sentence terms are excluded from the calculation of the Mean Sentence or Median Sentence category. Sentences greater than 470 months and probation were included in the sentence average computations as 470 months and zero months, respectively. Cases in the Total Receiving Imprisonment, Total Receiving Probation, and Fine Only categories total 100 percent of all cases. Cases missing information required for a specific analysis were excluded from that analysis. Descriptions of variables used in this analysis are provided in Appendix A.

SOURCE: U.S. Sentencing Commission, 2018 - 2022 Datafiles, USSCFY18 - USSCFY22.

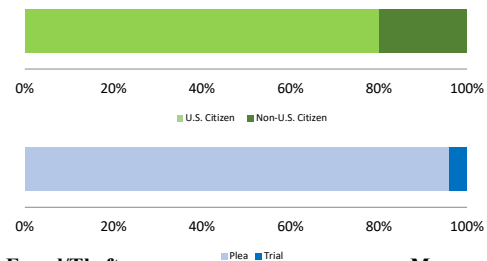
Number of Federal Offenders Over Time



Race and Gender



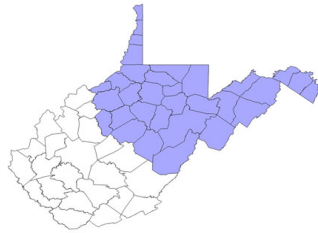
Citizenship, Guilty Pleas, and Trials



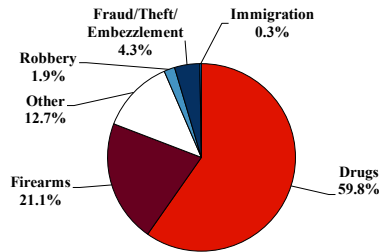
District at a Glance

Northern District of West Virginia

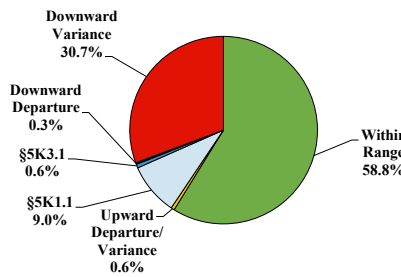
Fiscal Year 2022



Type of Crime



Sentence Imposed Relative to the Guideline Range



SENTENCING INFORMATION BY TYPE OF CRIME

	TOTAL	Immigration	Drug Trafficking	Firearms	Fraud/Theft /Embezzle	Robbery	Child Porn	Money Laundering	All Other
Total	323	1	192	68	14	6	7	3	32
Mean Sentence (months)	53	--	54	41	17	84	70	92	77
Median Sentence (months)	36	--	46	33	4	82	70	87	15

IMPRISONMENT

Total Receiving Imprisonment	260	1	153	58	6	6	5	2	29
Prison Only	259	1	152	58	6	6	5	2	29
Up to 12 Months	35	1	15	7	1	0	0	0	11
13 to 60 Months	121	0	65	37	4	3	1	0	11
61 to 120 Months	70	0	50	13	1	1	3	1	1
Over 120 Months	33	0	22	1	0	2	1	1	6
Prison and Alternatives	1	0	1	0	0	0	0	0	0

PROBATION

Total Receiving Probation	63	0	39	10	8	0	2	1	3
Probation Only	60	0	39	10	6	0	2	1	2
Probation and Alternatives	3	0	0	0	2	0	0	0	1

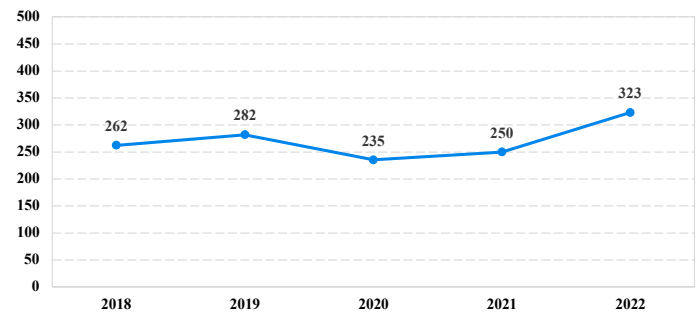
FINE ONLY

Total	0	0	0	0	0	0	0	0	0
--------------	----------	----------	----------	----------	----------	----------	----------	----------	----------

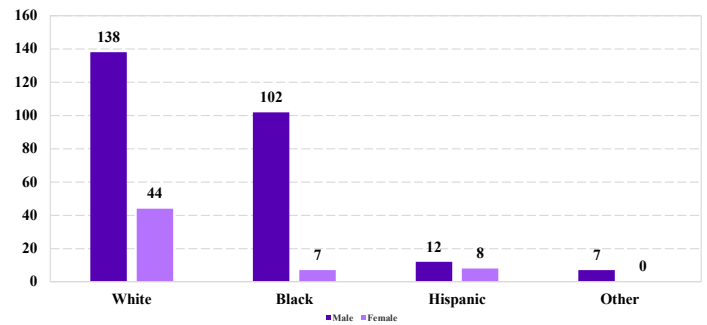
Cases with indeterminable sentence terms are excluded from the calculation of the Mean Sentence or Median Sentence category. Sentences greater than 470 months and probation were included in the sentence average computations as 470 months and zero months, respectively. Cases in the Total Receiving Imprisonment, Total Receiving Probation, and Fine Only categories total 100 percent of all cases. Cases missing information required for a specific analysis were excluded from that analysis. Descriptions of variables used in this analysis are provided in Appendix A.

SOURCE: U.S. Sentencing Commission, 2018 - 2022 Datafiles, USSCFY18 - USSCFY22.

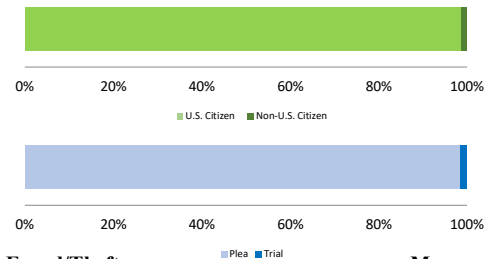
Number of Federal Offenders Over Time



Race and Gender



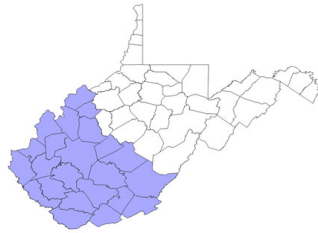
Citizenship, Guilty Pleas, and Trials



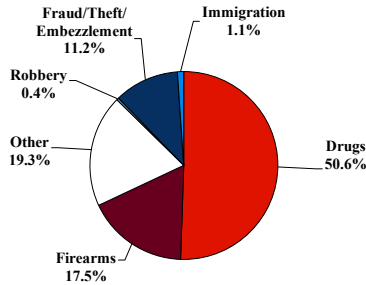
District at a Glance

Southern District of West Virginia

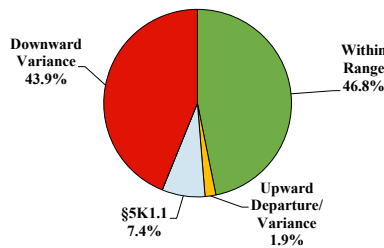
Fiscal Year 2022



Type of Crime



Sentence Imposed Relative to the Guideline Range



SENTENCING INFORMATION BY TYPE OF CRIME

	TOTAL	Immigration	Drug Trafficking	Firearms	Fraud/Theft /Embezzle	Robbery	Child Porn	Money Laundering	All Other
Total	269	3	136	47	30	1	11	4	37
Mean Sentence (months)	66	4	74	37	16	--	87	45	118
Median Sentence (months)	48	3	60	34	12	--	78	39	120

IMPRISONMENT

Total Receiving Imprisonment	249	3	133	44	20	1	11	3	34
Prison Only	245	3	133	43	17	1	11	3	34
Up to 12 Months	21	3	2	5	6	0	0	1	4
13 to 60 Months	119	0	66	32	10	1	1	0	9
61 to 120 Months	74	0	47	6	1	0	10	2	8
Over 120 Months	31	0	18	0	0	0	0	0	13
Prison and Alternatives	4	0	0	1	3	0	0	0	0

PROBATION

Total Receiving Probation	19	0	3	3	10	0	0	1	2
Probation Only	11	0	2	2	5	0	0	0	2
Probation and Alternatives	8	0	1	1	5	0	0	1	0

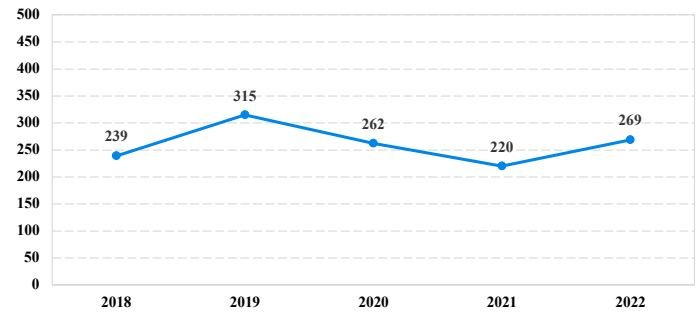
FINE ONLY

Total	1	0	0	0	0	0	0	0	1
--------------	----------	----------	----------	----------	----------	----------	----------	----------	----------

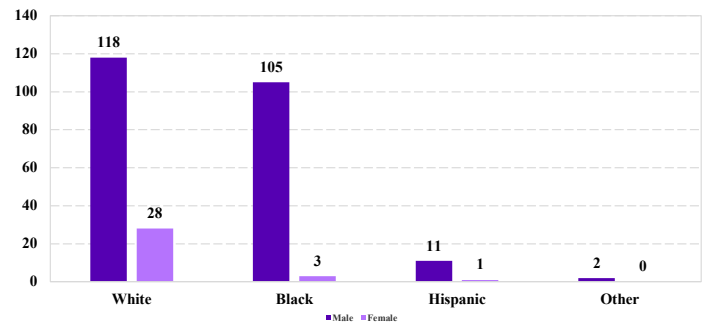
Cases with indeterminable sentence terms are excluded from the calculation of the Mean Sentence or Median Sentence category. Sentences greater than 470 months and probation were included in the sentence average computations as 470 months and zero months, respectively. Cases in the Total Receiving Imprisonment, Total Receiving Probation, and Fine Only categories total 100 percent of all cases. Cases missing information required for a specific analysis were excluded from that analysis. Descriptions of variables used in this analysis are provided in Appendix A.

SOURCE: U.S. Sentencing Commission, 2018 - 2022 Datafiles, USSCFY18 - USSCFY22.

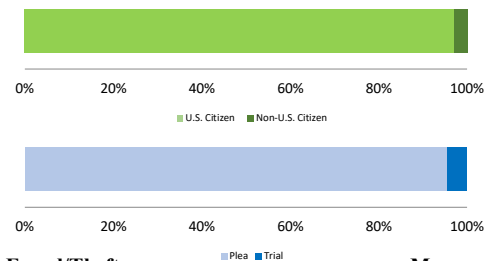
Number of Federal Offenders Over Time



Race and Gender



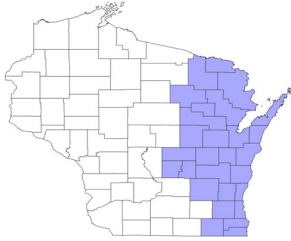
Citizenship, Guilty Pleas, and Trials



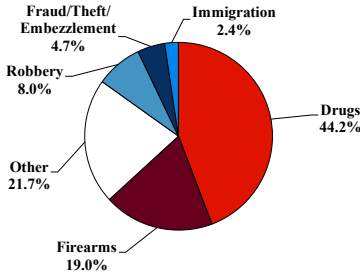
District at a Glance

Eastern District of Wisconsin

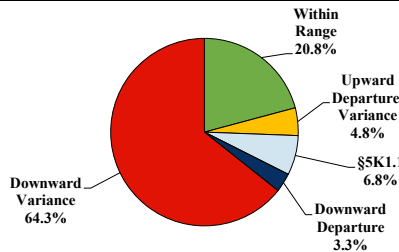
Fiscal Year 2022



Type of Crime



Sentence Imposed Relative to the Guideline Range



SENTENCING INFORMATION BY TYPE OF CRIME

	TOTAL	Immigration	Drug Trafficking	Firearms	Fraud/Theft /Embezzle	Robbery	Child Porn	Money Laundering	All Other
Total	337	8	149	64	16	27	17	4	52
Mean Sentence (months)	60	4	65	30	15	106	93	45	72
Median Sentence (months)	46	1	60	24	9	90	96	0	30

IMPRISONMENT

Total Receiving Imprisonment	296	8	143	49	10	27	17	1	41
Prison Only	293	8	142	48	9	27	17	1	41
Up to 12 Months	46	7	23	7	2	0	0	0	7
13 to 60 Months	123	1	54	34	7	4	7	0	16
61 to 120 Months	83	0	48	6	0	14	7	0	8
Over 120 Months	41	0	17	1	0	9	3	1	10
Prison and Alternatives	3	0	1	1	1	0	0	0	0

PROBATION

Total Receiving Probation	40	0	6	15	6	0	0	3	10
Probation Only	32	0	5	12	3	0	0	3	9
Probation and Alternatives	8	0	1	3	3	0	0	0	1

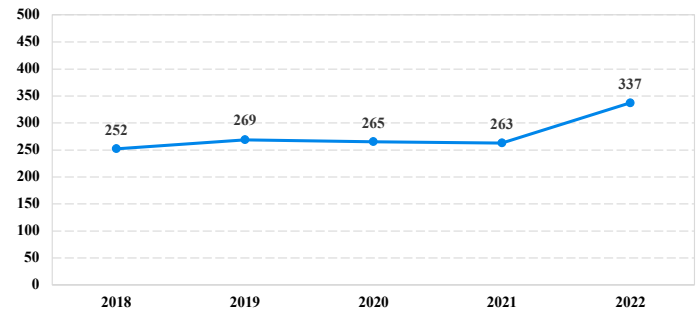
FINE ONLY

Total	1	0	0	0	0	0	0	0	1
--------------	----------	----------	----------	----------	----------	----------	----------	----------	----------

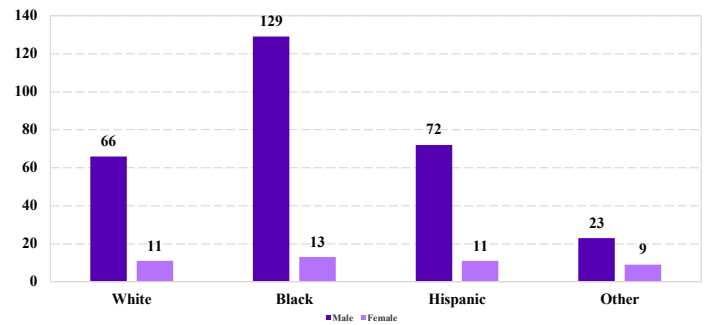
Cases with indeterminable sentence terms are excluded from the calculation of the Mean Sentence or Median Sentence category. Sentences greater than 470 months and probation were included in the sentence average computations as 470 months and zero months, respectively. Cases in the Total Receiving Imprisonment, Total Receiving Probation, and Fine Only categories total 100 percent of all cases. Cases missing information required for a specific analysis were excluded from that analysis. Descriptions of variables used in this analysis are provided in Appendix A.

SOURCE: U.S. Sentencing Commission, 2018 - 2022 Datafiles, USSCFY18 - USSCFY22.

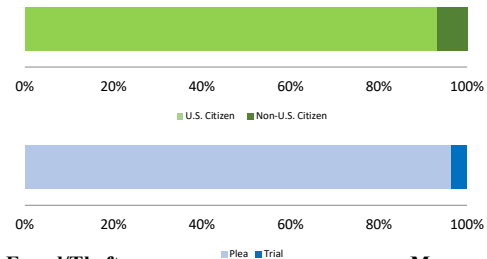
Number of Federal Offenders Over Time



Race and Gender



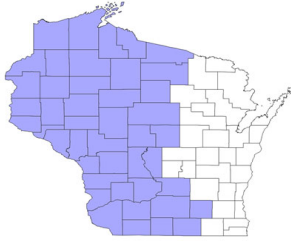
Citizenship, Guilty Pleas, and Trials



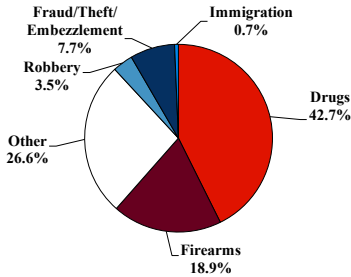
District at a Glance

Western District of Wisconsin

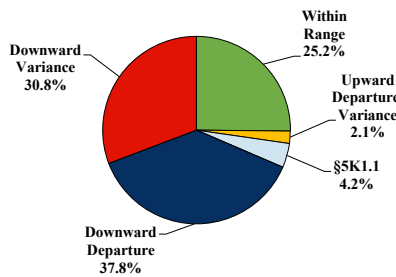
Fiscal Year 2022



Type of Crime



Sentence Imposed Relative to the Guideline Range



SENTENCING INFORMATION BY TYPE OF CRIME

	TOTAL	Immigration	Drug Trafficking	Firearms	Fraud/Theft /Embezzle	Robbery	Child Porn	Money Laundering	All Other
Total	143	1	61	27	11	5	9	5	24
Mean Sentence (months)	80	--	84	39	26	112	135	52	122
Median Sentence (months)	72	--	84	37	18	120	120	30	96

IMPRISONMENT

Total Receiving Imprisonment	138	1	61	26	9	5	9	5	22
Prison Only	135	1	61	24	8	5	9	5	22
Up to 12 Months	4	1	0	2	0	0	0	0	1
13 to 60 Months	54	0	17	18	7	0	0	4	8
61 to 120 Months	55	0	37	4	1	4	5	1	3
Over 120 Months	22	0	7	0	0	1	4	0	10
Prison and Alternatives	3	0	0	2	1	0	0	0	0

PROBATION

Total Receiving Probation	4	0	0	1	2	0	0	0	1
Probation Only	4	0	0	1	2	0	0	0	1
Probation and Alternatives	0	0	0	0	0	0	0	0	0

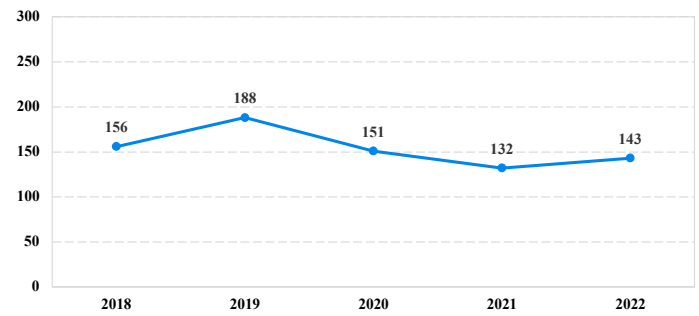
FINE ONLY

Total	1	0	0	0	0	0	0	0	1
--------------	----------	----------	----------	----------	----------	----------	----------	----------	----------

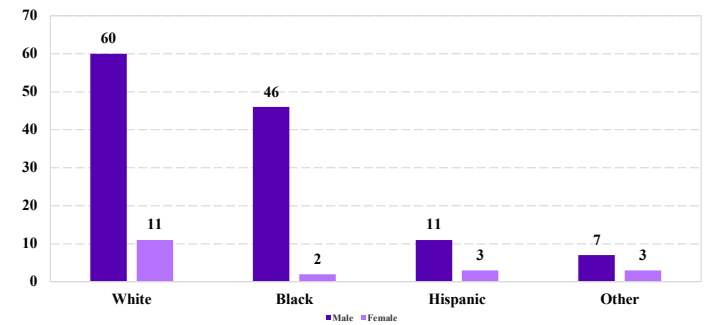
Cases with indeterminable sentence terms are excluded from the calculation of the Mean Sentence or Median Sentence category. Sentences greater than 470 months and probation were included in the sentence average computations as 470 months and zero months, respectively. Cases in the Total Receiving Imprisonment, Total Receiving Probation, and Fine Only categories total 100 percent of all cases. Cases missing information required for a specific analysis were excluded from that analysis. Descriptions of variables used in this analysis are provided in Appendix A.

SOURCE: U.S. Sentencing Commission, 2018 - 2022 Datafiles, USSCFY18 - USSCFY22.

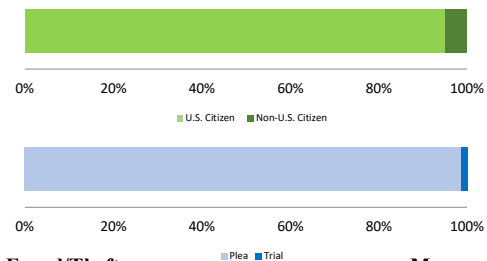
Number of Federal Offenders Over Time



Race and Gender



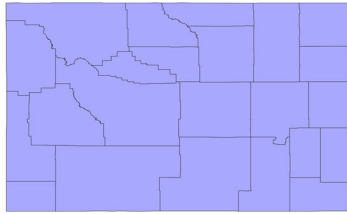
Citizenship, Guilty Pleas, and Trials



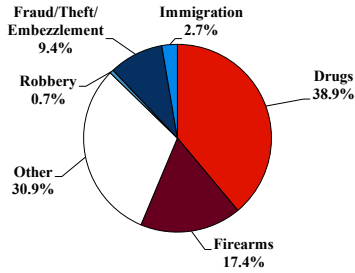
District at a Glance

District of Wyoming

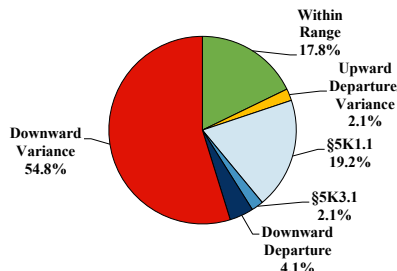
Fiscal Year 2022



Type of Crime



Sentence Imposed Relative to the Guideline Range



SENTENCING INFORMATION BY TYPE OF CRIME

	TOTAL	Immigration	Drug Trafficking	Firearms	Fraud/Theft /Embezzle	Robbery	Child Porn	Money Laundering	All Other
TOTAL	149	4	58	26	14	1	6	0	40
Mean Sentence (months)	75	7	104	43	29	--	109	--	71
Median Sentence (months)	54	7	87	41	23	--	121	--	29

IMPRISONMENT

Total Receiving Imprisonment	133	4	58	24	11	1	6	0	29
Prison Only	131	4	58	23	10	1	6	0	29
Up to 12 Months	7	3	0	1	2	0	0	0	1
13 to 60 Months	62	1	19	15	5	0	2	0	20
61 to 120 Months	32	0	20	7	3	0	1	0	1
Over 120 Months	30	0	19	0	0	1	3	0	7
Prison and Alternatives	2	0	0	1	1	0	0	0	0

PROBATION

Total Receiving Probation	16	0	0	2	3	0	0	0	11
Probation Only	14	0	0	2	3	0	0	0	9
Probation and Alternatives	2	0	0	0	0	0	0	0	2

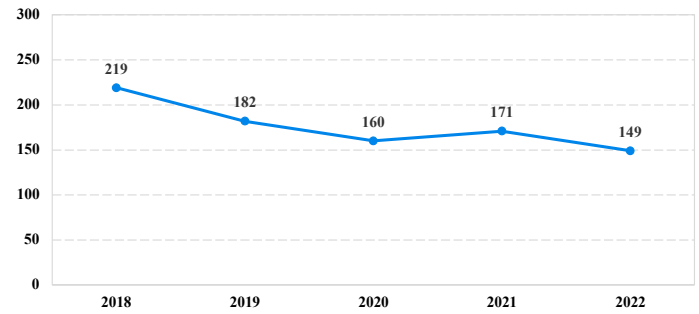
FINE ONLY

FINE ONLY	0	0	0	0	0	0	0	0	0
------------------	----------	----------	----------	----------	----------	----------	----------	----------	----------

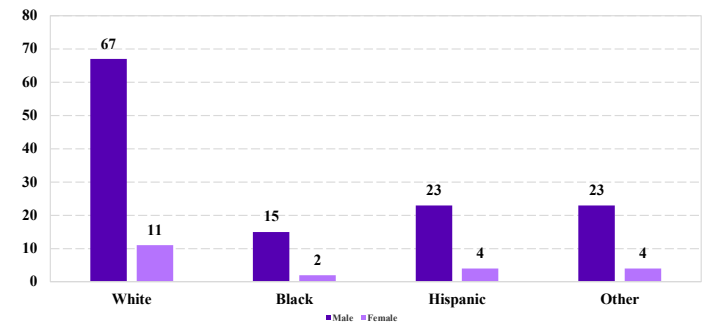
Cases with indeterminable sentence terms are excluded from the calculation of the Mean Sentence or Median Sentence category. Sentences greater than 470 months and probation were included in the sentence average computations as 470 months and zero months, respectively. Cases in the Total Receiving Imprisonment, Total Receiving Probation, and Fine Only categories total 100 percent of all cases. Cases missing information required for a specific analysis were excluded from that analysis. Descriptions of variables used in this analysis are provided in Appendix A.

SOURCE: U.S. Sentencing Commission, 2018 - 2022 Datafiles, USSCFY18 - USSCFY22.

Number of Federal Offenders Over Time



Race and Gender



Citizenship, Guilty Pleas, and Trials

