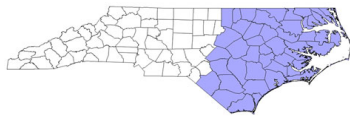


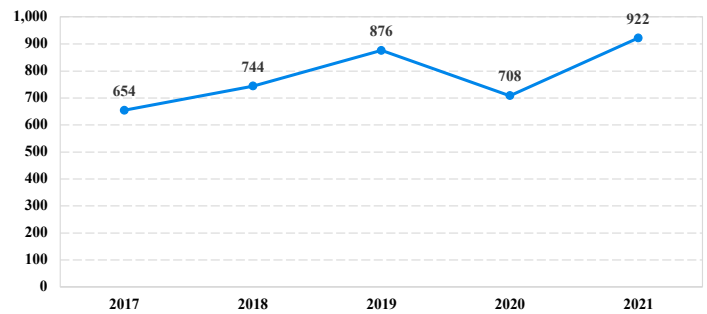
District at a Glance

Eastern District of North Carolina

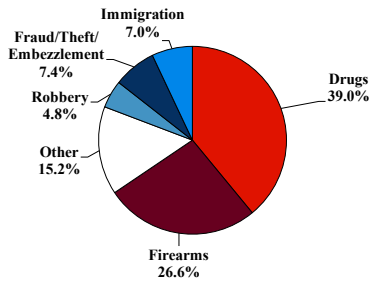
Fiscal Year 2021



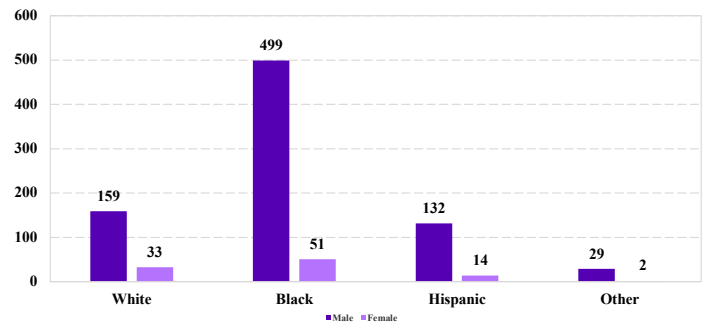
Number of Federal Offenders Over Time



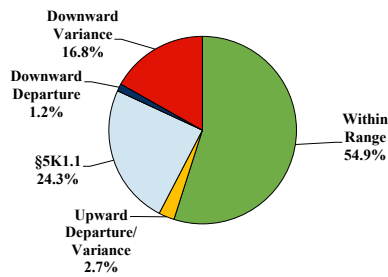
Type of Crime



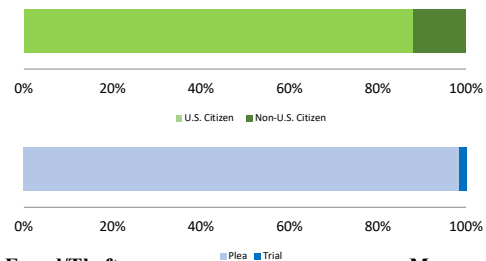
Race and Gender



Sentence Imposed Relative to the Guideline Range



Citizenship, Guilty Pleas, and Trials



SENTENCING INFORMATION BY TYPE OF CRIME

	TOTAL	Immigration	Drug Trafficking	Firearms	Fraud/Theft /Embezzle	Robbery	Child Porn	Money Laundering	All Other
	922	65	332	245	68	44	13	5	150
Mean Sentence (months)	72	13	107	59	20	112	112	83	46
Median Sentence (months)	57	8	96	51	12	108	120	78	0

IMPRISONMENT

Total Receiving Imprisonment	790	57	326	232	45	44	13	4	69
Prison Only	788	57	325	231	45	44	13	4	69
Up to 12 Months	72	30	10	9	8	1	1	0	13
13 to 60 Months	299	26	72	132	33	7	2	1	26
61 to 120 Months	261	1	140	75	3	23	5	1	13
Over 120 Months	156	0	103	15	1	13	5	2	17
Prison and Alternatives	2	0	1	1	0	0	0	0	0

PROBATION

Total Receiving Probation	125	8	6	13	22	0	0	1	75
Probation Only	107	6	4	10	20	0	0	1	66
Probation and Alternatives	18	2	2	3	2	0	0	0	9

FINE ONLY

FINE ONLY	7	0	0	0	1	0	0	0	6
------------------	----------	----------	----------	----------	----------	----------	----------	----------	----------

Cases with indeterminable sentence terms are excluded from the calculation of the Mean Sentence or Median Sentence category. Sentences greater than 470 months and probation were included in the sentence average computations as 470 months and zero months, respectively. Cases in the Total Receiving Imprisonment, Total Receiving Probation, and Fine Only categories total 100 percent of all cases. Cases missing information required for a specific analysis were excluded from that analysis. Descriptions of variables used in this analysis are provided in Appendix A.

SOURCE: U.S. Sentencing Commission, 2017 - 2021 Datafiles, USSCFY17 - USSCFY21.