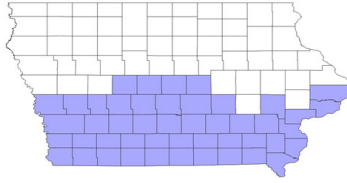


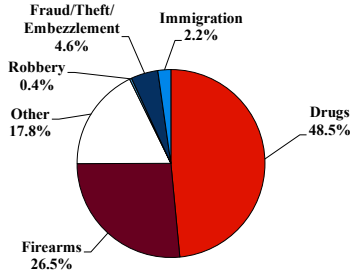
District at a Glance

Southern District of Iowa

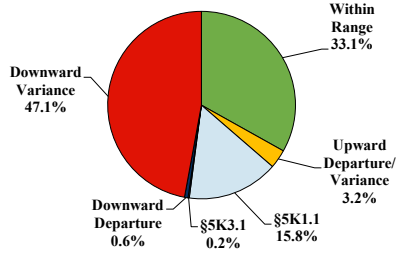
Fiscal Year 2021



Type of Crime



Sentence Imposed Relative to the Guideline Range



SENTENCING INFORMATION BY TYPE OF CRIME

	TOTAL	Immigration	Drug Trafficking	Firearms	Fraud/Theft /Embezzle	Robbery	Child Porn	Money Laundering	All Other
TOTAL	495	11	238	131	23	2	37	4	49
Mean Sentence (months)	105	22	136	64	15	--	133	66	101
Median Sentence (months)	84	15	126	50	6	--	108	35	60

IMPRISONMENT

Total Receiving Imprisonment	474	11	234	126	18	2	37	3	43
Prison Only	468	11	229	126	18	2	37	3	42
Up to 12 Months	22	5	2	2	9	0	1	0	3
13 to 60 Months	155	6	36	78	8	0	8	2	17
61 to 120 Months	124	0	68	33	1	1	11	0	10
Over 120 Months	167	0	123	13	0	1	17	1	12
Prison and Alternatives	6	0	5	0	0	0	0	0	1

PROBATION

Total Receiving Probation	21	0	4	5	5	0	0	1	6
Probation Only	18	0	4	5	4	0	0	0	5
Probation and Alternatives	3	0	0	0	1	0	0	1	1

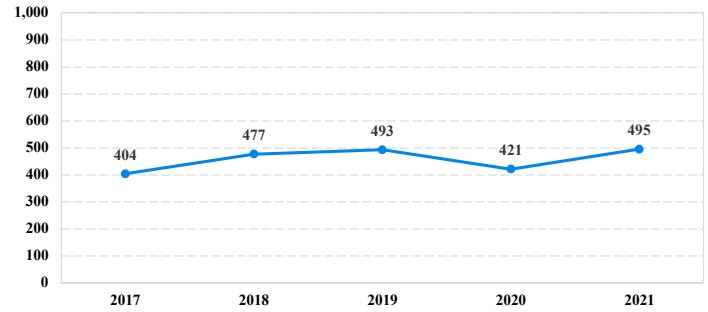
FINE ONLY

FINE ONLY	0	0	0	0	0	0	0	0	0
------------------	----------	----------	----------	----------	----------	----------	----------	----------	----------

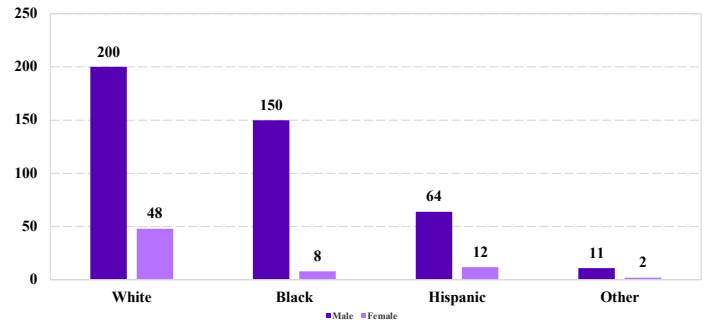
Cases with indeterminable sentence terms are excluded from the calculation of the Mean Sentence or Median Sentence category. Sentences greater than 470 months and probation were included in the sentence average computations as 470 months and zero months, respectively. Cases in the Total Receiving Imprisonment, Total Receiving Probation, and Fine Only categories total 100 percent of all cases. Cases missing information required for a specific analysis were excluded from that analysis. Descriptions of variables used in this analysis are provided in Appendix A.

SOURCE: U.S. Sentencing Commission, 2017 - 2021 Datafiles, USSCFY17 - USSCFY21.

Number of Federal Offenders Over Time



Race and Gender



Citizenship, Guilty Pleas, and Trials

