

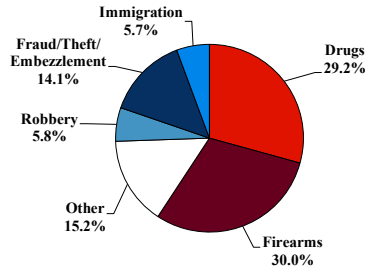
District at a Glance

Northern District of Illinois

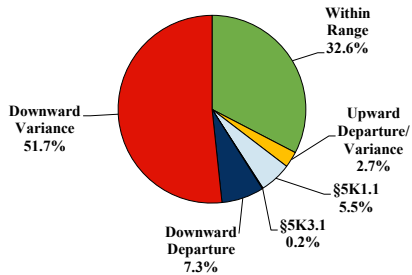
Fiscal Year 2021



Type of Crime



Sentence Imposed Relative to the Guideline Range



SENTENCING INFORMATION BY TYPE OF CRIME

	TOTAL	Immigration	Drug Trafficking	Firearms	Fraud/Theft /Embezzle	Robbery	Child Porn	Money Laundering	All Other
TOTAL	619	35	181	186	87	36	6	12	76
Mean Sentence (months)	53	20	65	44	14	83	130	52	82
Median Sentence (months)	36	17	60	38	0	81	114	40	20

IMPRISONMENT

Total Receiving Imprisonment	555	34	177	182	52	32	6	12	60
Prison Only	544	34	174	179	47	32	6	12	60
Up to 12 Months	72	13	14	14	16	1	0	2	12
13 to 60 Months	305	20	88	129	28	10	0	7	23
61 to 120 Months	109	1	49	32	2	14	4	2	5
Over 120 Months	58	0	23	4	1	7	2	1	20
Prison and Alternatives	11	0	3	3	5	0	0	0	0

PROBATION

Total Receiving Probation	64	1	4	4	35	4	0	0	16
Probation Only	54	1	3	4	29	4	0	0	13
Probation and Alternatives	10	0	1	0	6	0	0	0	3

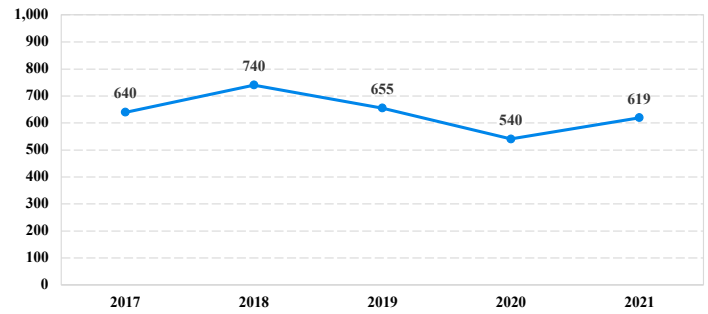
FINE ONLY

FINE ONLY	0	0	0	0	0	0	0	0	0
------------------	----------	----------	----------	----------	----------	----------	----------	----------	----------

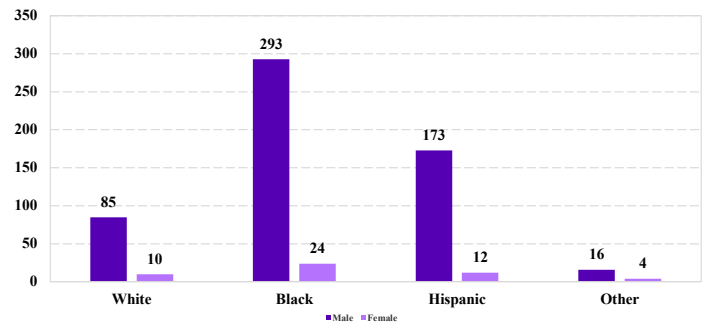
Cases with indeterminable sentence terms are excluded from the calculation of the Mean Sentence or Median Sentence category. Sentences greater than 470 months and probation were included in the sentence average computations as 470 months and zero months, respectively. Cases in the Total Receiving Imprisonment, Total Receiving Probation, and Fine Only categories total 100 percent of all cases. Cases missing information required for a specific analysis were excluded from that analysis. Descriptions of variables used in this analysis are provided in Appendix A.

SOURCE: U.S. Sentencing Commission, 2017 - 2021 Datafiles, USSCFY17 - USSCFY21.

Number of Federal Offenders Over Time



Race and Gender



Citizenship, Guilty Pleas, and Trials

