

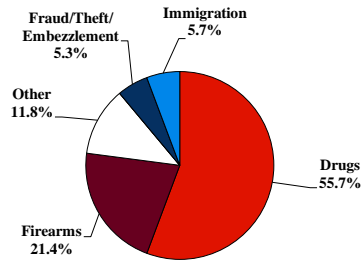
District at a Glance

Southern District of West Virginia

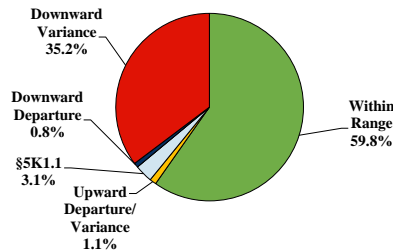
Fiscal Year 2020



Type of Crime



Sentence Imposed Relative to the Guideline Range



SENTENCING INFORMATION BY TYPE OF CRIME

	TOTAL	Immigration	Drug Trafficking	Firearms	Fraud/Theft /Embezzle	Robbery	Child Porn	Money Laundering	All Other
Total	262	15	142	56	14	0	3	0	32
Mean Sentence (months)	51	2	63	41	13	--	100	--	53
Median Sentence (months)	42	1	60	39	12	--	72	--	21

IMPRISONMENT

Total Receiving Imprisonment	253	15	140	54	11	0	3	0	30
Prison Only	247	15	136	53	10	0	3	0	30
Up to 12 Months	36	14	5	2	3	0	0	0	12
13 to 60 Months	131	1	68	45	7	0	1	0	9
61 to 120 Months	65	0	51	6	0	0	1	0	7
Over 120 Months	15	0	12	0	0	0	1	0	2
Prison and Alternatives	6	0	4	1	1	0	0	0	0

PROBATION

Total Receiving Probation	9	0	2	2	3	0	0	0	2
Probation Only	7	0	2	2	2	0	0	0	1
Probation and Alternatives	2	0	0	0	1	0	0	0	1

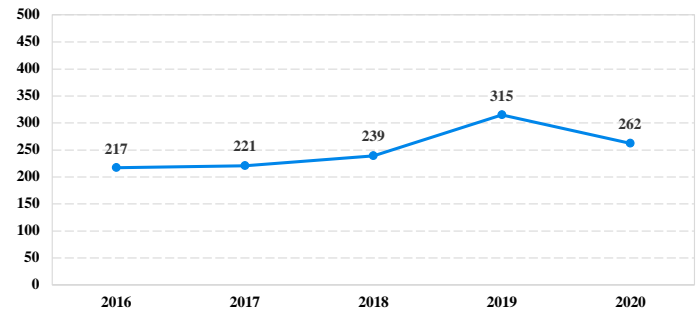
FINE ONLY

Total	0	0	0	0	0	0	0	0	0
--------------	----------	----------	----------	----------	----------	----------	----------	----------	----------

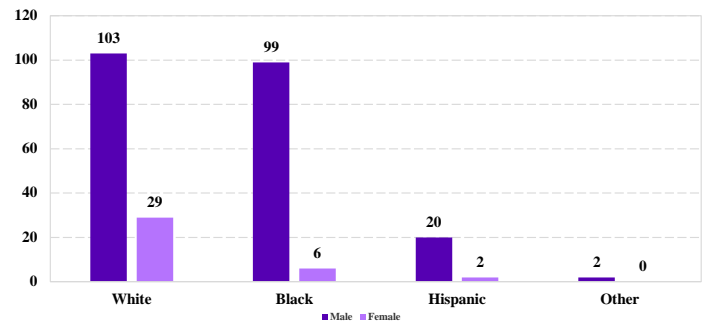
Cases with indeterminable sentence terms are excluded from the calculation of the Mean Sentence or Median Sentence category. Sentences greater than 470 months and probation were included in the sentence average computations as 470 months and zero months, respectively. Cases in the Total Receiving Imprisonment, Total Receiving Probation, and Fine Only categories total 100 percent of all cases. Cases missing information required for a specific analysis were excluded from that analysis. Descriptions of variables used in this analysis are provided in Appendix A.

SOURCE: U.S. Sentencing Commission, 2016 - 2020 Datafiles, USSCFY16 - USSCFY20.

Number of Federal Offenders Over Time



Race and Gender



Citizenship, Guilty Pleas, and Trials

