

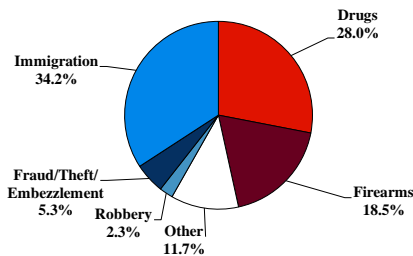
District at a Glance

District of Utah

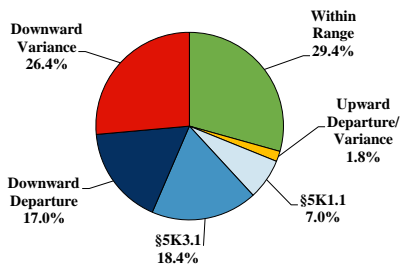
Fiscal Year 2020



Type of Crime



Sentence Imposed Relative to the Guideline Range



SENTENCING INFORMATION BY TYPE OF CRIME

	TOTAL	Immigration	Drug Trafficking	Firearms	Fraud/Theft /Embezzle	Robbery	Child Porn	Money Laundering	All Other
Total	685	234	187	127	36	16	16	19	50
Mean Sentence (months)	30	5	55	24	16	55	74	48	47
Median Sentence (months)	15	2	51	18	5	41	60	24	14

IMPRISONMENT

Total Receiving Imprisonment	563	167	181	107	20	16	15	17	40
Prison Only	553	167	178	102	20	16	15	16	39
Up to 12 Months	184	131	9	21	4	3	1	3	12
13 to 60 Months	273	35	114	72	15	7	7	8	15
61 to 120 Months	79	1	48	9	1	4	7	2	7
Over 120 Months	17	0	7	0	0	2	0	3	5
Prison and Alternatives	10	0	3	5	0	0	0	1	1

PROBATION

Total Receiving Probation	117	67	6	20	14	0	1	2	7
Probation Only	113	67	6	17	14	0	1	2	6
Probation and Alternatives	4	0	0	3	0	0	0	0	1

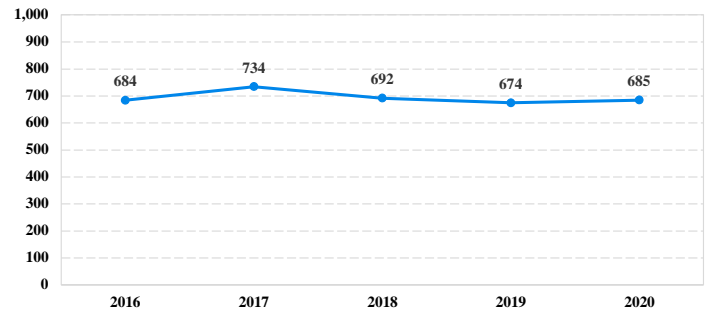
FINE ONLY

Total	5	0	0	0	2	0	0	0	3
--------------	----------	----------	----------	----------	----------	----------	----------	----------	----------

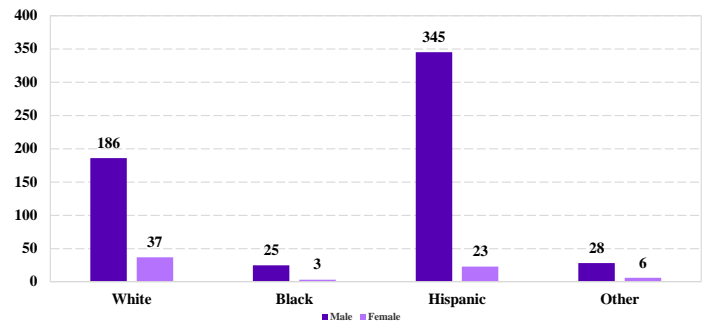
Cases with indeterminable sentence terms are excluded from the calculation of the Mean Sentence or Median Sentence category. Sentences greater than 470 months and probation were included in the sentence average computations as 470 months and zero months, respectively. Cases in the Total Receiving Imprisonment, Total Receiving Probation, and Fine Only categories total 100 percent of all cases. Cases missing information required for a specific analysis were excluded from that analysis. Descriptions of variables used in this analysis are provided in Appendix A.

SOURCE: U.S. Sentencing Commission, 2016 - 2020 Datafiles, USSCFY16 - USSCFY20.

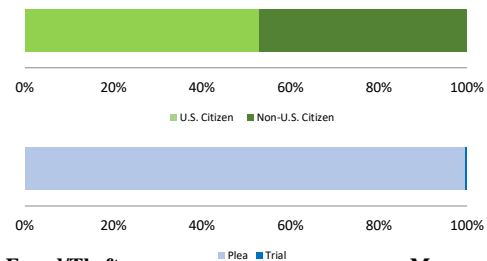
Number of Federal Offenders Over Time



Race and Gender



Citizenship, Guilty Pleas, and Trials



Legend: U.S. Citizen (light green), Non-U.S. Citizen (dark green)

Legend: Plea (light blue), Trial (dark blue)