

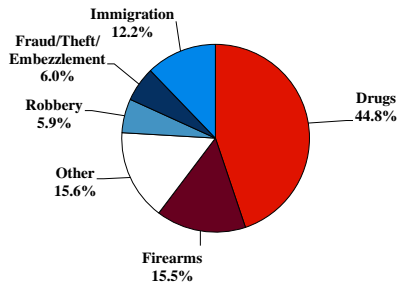
District at a Glance

Eastern District of Texas

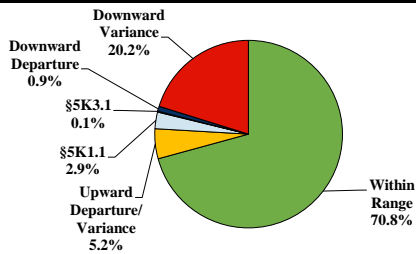
Fiscal Year 2020



Type of Crime



Sentence Imposed Relative to the Guideline Range



SENTENCING INFORMATION BY TYPE OF CRIME

	TOTAL	Immigration	Drug Trafficking	Firearms	Fraud/Theft /Embezzle	Robbery	Child Porn	Money Laundering	All Other
TOTAL	698	85	313	108	42	41	16	19	74
Mean Sentence (months)	84	18	119	52	45	87	151	89	62
Median Sentence (months)	62	13	120	46	14	72	99	46	29

IMPRISONMENT

Total Receiving Imprisonment	663	85	312	103	28	41	16	15	63
Prison Only	654	85	311	101	26	41	16	15	59
Up to 12 Months	54	42	4	0	5	0	0	1	2
13 to 60 Months	251	37	59	74	14	18	1	5	43
61 to 120 Months	182	6	118	24	3	15	10	4	2
Over 120 Months	167	0	130	3	4	8	5	5	12
Prison and Alternatives	9	0	1	2	2	0	0	0	4

PROBATION

Total Receiving Probation	35	0	1	5	14	0	0	4	11
Probation Only	22	0	0	3	9	0	0	3	7
Probation and Alternatives	13	0	1	2	5	0	0	1	4

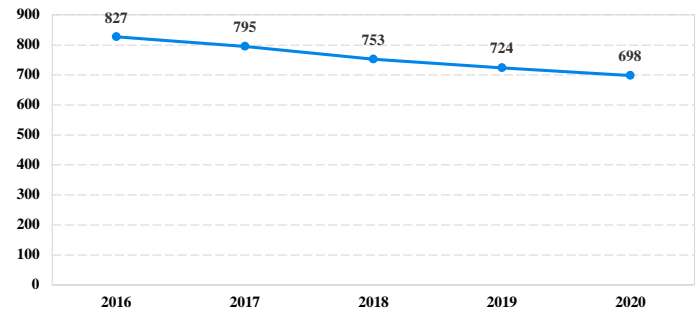
FINE ONLY

FINE ONLY	0	0	0	0	0	0	0	0	0
------------------	----------	----------	----------	----------	----------	----------	----------	----------	----------

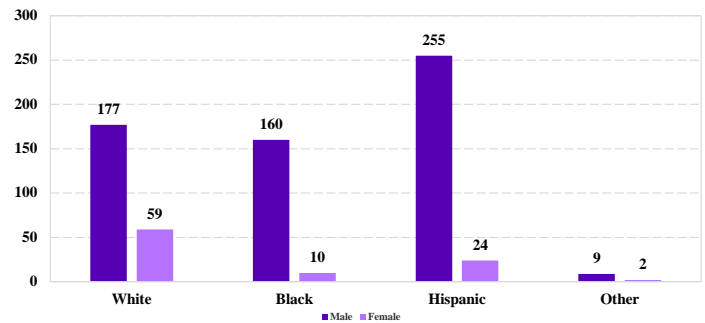
Cases with indeterminable sentence terms are excluded from the calculation of the Mean Sentence or Median Sentence category. Sentences greater than 470 months and probation were included in the sentence average computations as 470 months and zero months, respectively. Cases in the Total Receiving Imprisonment, Total Receiving Probation, and Fine Only categories total 100 percent of all cases. Cases missing information required for a specific analysis were excluded from that analysis. Descriptions of variables used in this analysis are provided in Appendix A.

SOURCE: U.S. Sentencing Commission, 2016 - 2020 Datafiles, USSCFY16 - USSCFY20.

Number of Federal Offenders Over Time



Race and Gender



Citizenship, Guilty Pleas, and Trials

