

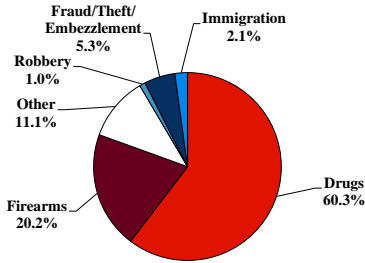
District at a Glance

Eastern District of Tennessee

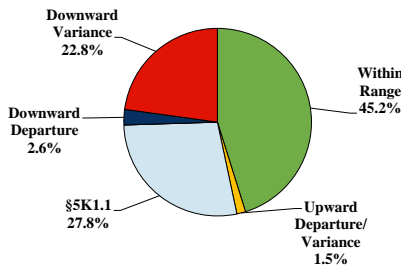
Fiscal Year 2020



Type of Crime



Sentence Imposed Relative to the Guideline Range



SENTENCING INFORMATION BY TYPE OF CRIME

	TOTAL	Immigration	Drug Trafficking	Firearms	Fraud/Theft /Embezzle	Robbery	Child Porn	Money Laundering	All Other
	605	13	365	122	32	6	10	16	41
Mean Sentence (months)	81	10	96	47	27	127	117	121	78
Median Sentence (months)	70	6	87	39	24	117	120	120	18

IMPRISONMENT

Total Receiving Imprisonment	579	13	359	116	21	6	10	15	39
Prison Only	573	13	356	115	20	6	10	15	38
Up to 12 Months	32	9	9	3	1	0	0	1	9
13 to 60 Months	219	4	93	84	17	1	1	2	17
61 to 120 Months	190	0	150	24	1	2	5	5	3
Over 120 Months	132	0	104	4	1	3	4	7	9
Prison and Alternatives	6	0	3	1	1	0	0	0	1

PROBATION

Total Receiving Probation	26	0	6	6	11	0	0	1	2
Probation Only	19	0	5	3	8	0	0	1	2
Probation and Alternatives	7	0	1	3	3	0	0	0	0

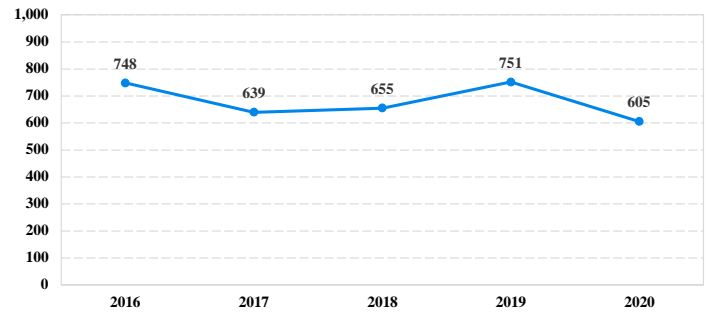
FINE ONLY

FINE ONLY	0	0	0	0	0	0	0	0	0
------------------	----------	----------	----------	----------	----------	----------	----------	----------	----------

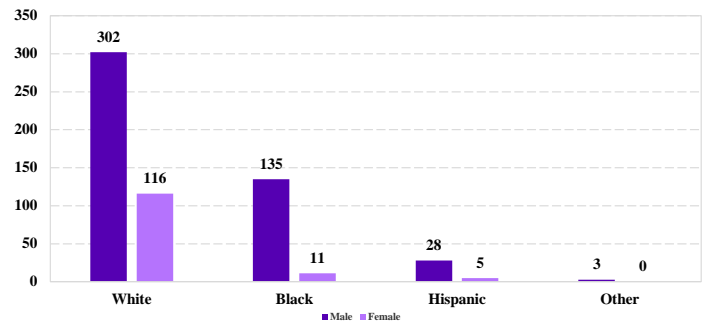
Cases with indeterminable sentence terms are excluded from the calculation of the Mean Sentence or Median Sentence category. Sentences greater than 470 months and probation were included in the sentence average computations as 470 months and zero months, respectively. Cases in the Total Receiving Imprisonment, Total Receiving Probation, and Fine Only categories total 100 percent of all cases. Cases missing information required for a specific analysis were excluded from that analysis. Descriptions of variables used in this analysis are provided in Appendix A.

SOURCE: U.S. Sentencing Commission, 2016 - 2020 Datafiles, USSCFY16 - USSCFY20.

Number of Federal Offenders Over Time



Race and Gender



Citizenship, Guilty Pleas, and Trials

