

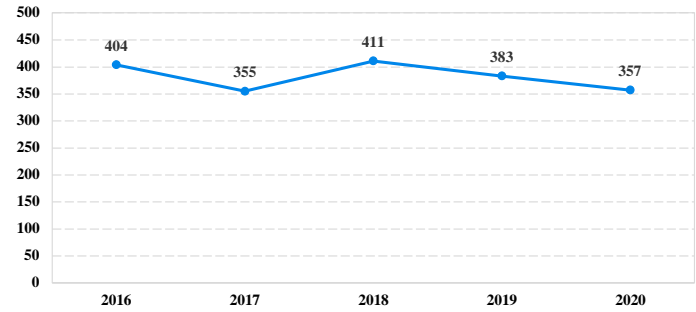
District at a Glance

Western District of Pennsylvania

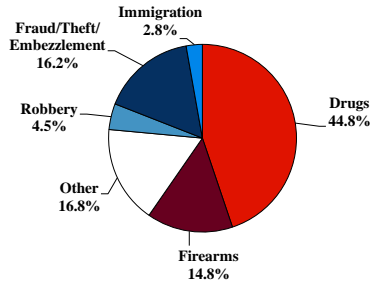
Fiscal Year 2020



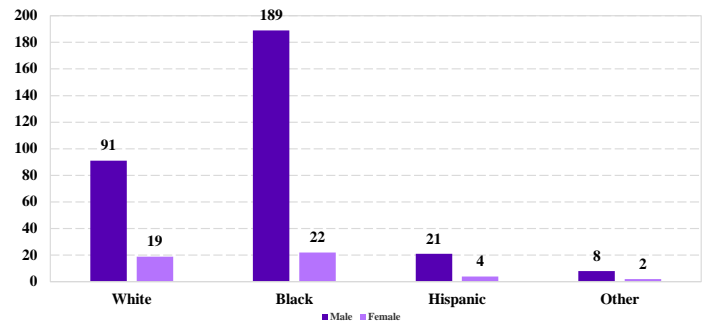
Number of Federal Offenders Over Time



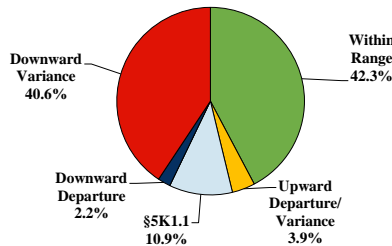
Type of Crime



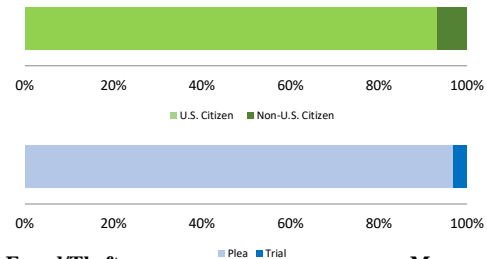
Race and Gender



Sentence Imposed Relative to the Guideline Range



Citizenship, Guilty Pleas, and Trials



SENTENCING INFORMATION BY TYPE OF CRIME

	TOTAL	Immigration	Drug Trafficking	Firearms	Fraud/Theft/Embezzle	Robbery	Child Porn	Money Laundering	All Other
Total	357	10	159	53	58	16	16	16	29
Mean Sentence (months)	48	12	62	50	17	53	66	29	42
Median Sentence (months)	34	0	60	33	8	51	62	3	18

IMPRISONMENT

Total Receiving Imprisonment	303	7	146	50	36	15	16	10	23
Prison Only	284	7	138	46	33	15	14	10	21
Up to 12 Months	36	5	5	4	11	1	1	3	6
13 to 60 Months	144	1	68	30	17	10	5	4	9
61 to 120 Months	79	1	51	7	5	3	7	1	4
Over 120 Months	25	0	14	5	0	1	1	2	2
Prison and Alternatives	19	0	8	4	3	0	2	0	2

PROBATION

Total Receiving Probation	53	3	13	3	22	1	0	6	5
Probation Only	33	3	9	1	12	1	0	4	3
Probation and Alternatives	20	0	4	2	10	0	0	2	2

FINE ONLY

Fine Only	1	0	0	0	0	0	0	0	1
------------------	----------	----------	----------	----------	----------	----------	----------	----------	----------

Cases with indeterminable sentence terms are excluded from the calculation of the Mean Sentence or Median Sentence category. Sentences greater than 470 months and probation were included in the sentence average computations as 470 months and zero months, respectively. Cases in the Total Receiving Imprisonment, Total Receiving Probation, and Fine Only categories total 100 percent of all cases. Cases missing information required for a specific analysis were excluded from that analysis. Descriptions of variables used in this analysis are provided in Appendix A.

SOURCE: U.S. Sentencing Commission, 2016 - 2020 Datafiles, USSCFY16 - USSCFY20.