

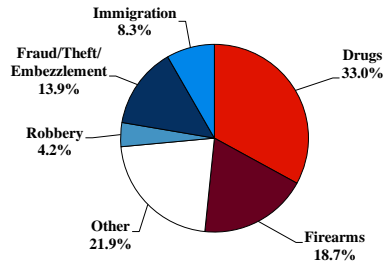
District at a Glance

Southern District of Ohio

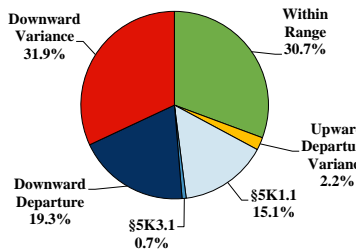
Fiscal Year 2020



Type of Crime



Sentence Imposed Relative to the Guideline Range



SENTENCING INFORMATION BY TYPE OF CRIME

	TOTAL	Immigration	Drug Trafficking	Firearms	Fraud/Theft /Embezzle	Robbery	Child Porn	Money Laundering	All Other
Total	552	46	176	103	77	23	20	17	90
Mean Sentence (months)	50	7	57	34	13	74	96	39	91
Median Sentence (months)	27	4	48	30	6	36	96	30	14

IMPRISONMENT

Total Receiving Imprisonment	469	46	161	97	40	23	20	14	68
Prison Only	436	45	158	89	31	21	19	14	59
Up to 12 Months	98	38	17	15	10	0	0	1	17
13 to 60 Months	213	7	85	59	19	14	5	10	14
61 to 120 Months	84	0	46	15	2	3	11	2	5
Over 120 Months	41	0	10	0	0	4	3	1	23
Prison and Alternatives	33	1	3	8	9	2	1	0	9

PROBATION

Total Receiving Probation	83	0	15	6	37	0	0	3	22
Probation Only	48	0	9	3	19	0	0	2	15
Probation and Alternatives	35	0	6	3	18	0	0	1	7

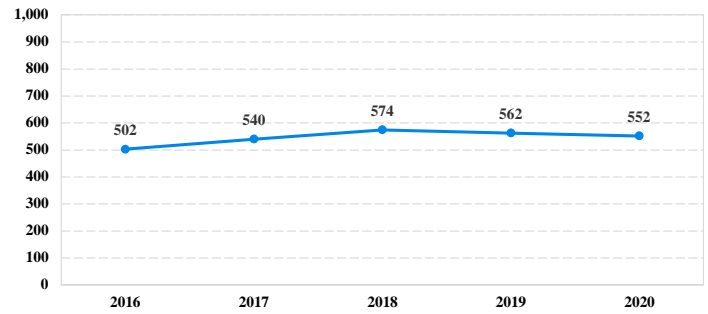
FINE ONLY

Total	0	0	0	0	0	0	0	0	0
--------------	----------	----------	----------	----------	----------	----------	----------	----------	----------

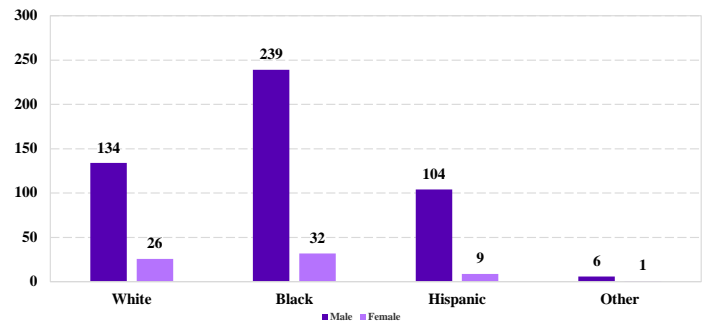
Cases with indeterminable sentence terms are excluded from the calculation of the Mean Sentence or Median Sentence category. Sentences greater than 470 months and probation were included in the sentence average computations as 470 months and zero months, respectively. Cases in the Total Receiving Imprisonment, Total Receiving Probation, and Fine Only categories total 100 percent of all cases. Cases missing information required for a specific analysis were excluded from that analysis. Descriptions of variables used in this analysis are provided in Appendix A.

SOURCE: U.S. Sentencing Commission, 2016 - 2020 Datafiles, USSCFY16 - USSCFY20.

Number of Federal Offenders Over Time



Race and Gender



Citizenship, Guilty Pleas, and Trials

