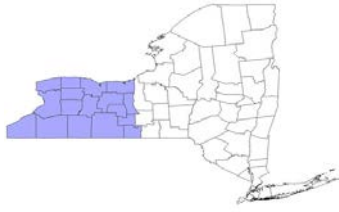


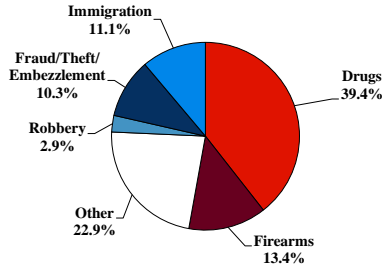
District at a Glance

Western District of New York

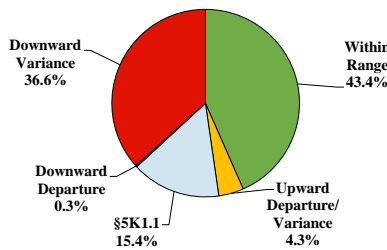
Fiscal Year 2020



Type of Crime



Sentence Imposed Relative to the Guideline Range



SENTENCING INFORMATION BY TYPE OF CRIME

	TOTAL	Immigration	Drug Trafficking	Firearms	Fraud/Theft/Embezzle	Robbery	Child Porn	Money Laundering	All Other
Total	350	39	132	47	36	10	35	5	46
Mean Sentence (months)	54	4	61	37	18	75	75	66	102
Median Sentence (months)	30	2	56	30	2	60	75	72	36

IMPRISONMENT

Total Receiving Imprisonment	310	39	121	43	22	9	33	5	38
Prison Only	302	39	119	40	22	9	33	4	36
Up to 12 Months	81	35	15	11	11	0	2	0	7
13 to 60 Months	111	4	50	20	8	5	13	1	10
61 to 120 Months	68	0	38	7	3	3	14	2	1
Over 120 Months	42	0	16	2	0	1	4	1	18
Prison and Alternatives	8	0	2	3	0	0	0	1	2

PROBATION

Total Receiving Probation	38	0	10	3	14	1	2	0	8
Probation Only	26	0	7	3	10	0	1	0	5
Probation and Alternatives	12	0	3	0	4	1	1	0	3

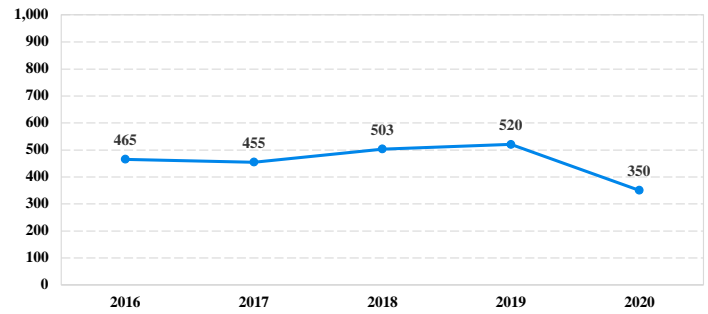
FINE ONLY

Total	2	0	1	1	0	0	0	0	0
--------------	----------	----------	----------	----------	----------	----------	----------	----------	----------

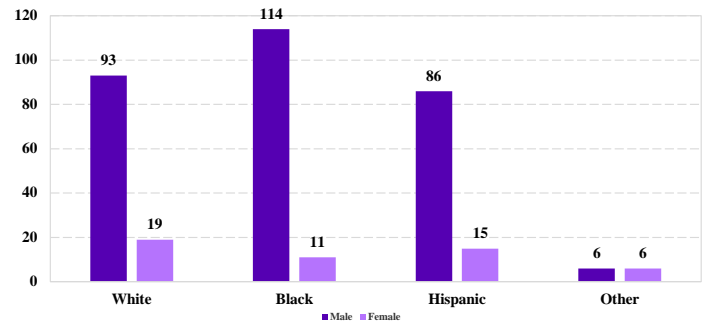
Cases with indeterminable sentence terms are excluded from the calculation of the Mean Sentence or Median Sentence category. Sentences greater than 470 months and probation were included in the sentence average computations as 470 months and zero months, respectively. Cases in the Total Receiving Imprisonment, Total Receiving Probation, and Fine Only categories total 100 percent of all cases. Cases missing information required for a specific analysis were excluded from that analysis. Descriptions of variables used in this analysis are provided in Appendix A.

SOURCE: U.S. Sentencing Commission, 2016 - 2020 Datafiles, USSCFY16 - USSCFY20.

Number of Federal Offenders Over Time



Race and Gender



Citizenship, Guilty Pleas, and Trials

