

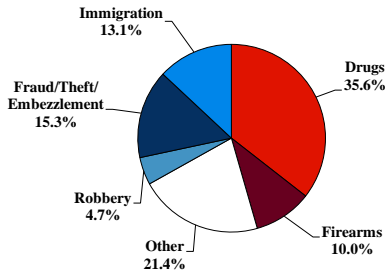
# District at a Glance

## Eastern District of New York

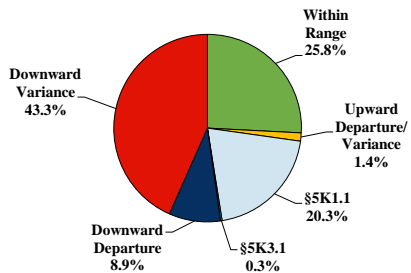
### Fiscal Year 2020



#### Type of Crime



#### Sentence Imposed Relative to the Guideline Range



#### SENTENCING INFORMATION BY TYPE OF CRIME

	TOTAL	Immigration	Drug Trafficking	Firearms	Fraud/Theft /Embezzle	Robbery	Child Porn	Money Laundering	All Other
<b>TOTAL</b>	<b>360</b>	<b>47</b>	<b>128</b>	<b>36</b>	<b>55</b>	<b>17</b>	<b>4</b>	<b>13</b>	<b>60</b>
Mean Sentence (months)	33	12	32	45	15	64	38	32	53
Median Sentence (months)	12	9	11	36	6	48	35	6	14

#### IMPRISONMENT

<b>Total Receiving Imprisonment</b>	<b>313</b>	<b>46</b>	<b>120</b>	<b>33</b>	<b>36</b>	<b>17</b>	<b>4</b>	<b>10</b>	<b>47</b>
Prison Only	291	46	111	30	35	15	3	10	41
Up to 12 Months	116	29	51	2	12	4	0	5	13
13 to 60 Months	119	17	36	18	21	5	3	2	17
61 to 120 Months	34	0	15	10	1	4	0	2	2
Over 120 Months	22	0	9	0	1	2	0	1	9
Prison and Alternatives	22	0	9	3	1	2	1	0	6

#### PROBATION

<b>Total Receiving Probation</b>	<b>46</b>	<b>1</b>	<b>7</b>	<b>3</b>	<b>19</b>	<b>0</b>	<b>0</b>	<b>3</b>	<b>13</b>
Probation Only	36	0	6	1	14	0	0	3	12
Probation and Alternatives	10	1	1	2	5	0	0	0	1

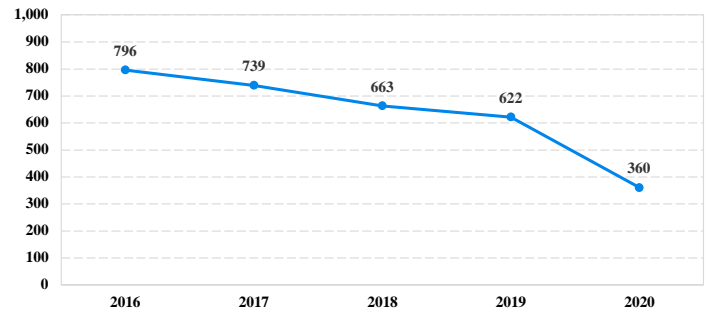
#### FINE ONLY

<b>FINE ONLY</b>	<b>1</b>	<b>0</b>	<b>1</b>	<b>0</b>	<b>0</b>	<b>0</b>	<b>0</b>	<b>0</b>	<b>0</b>
------------------	----------	----------	----------	----------	----------	----------	----------	----------	----------

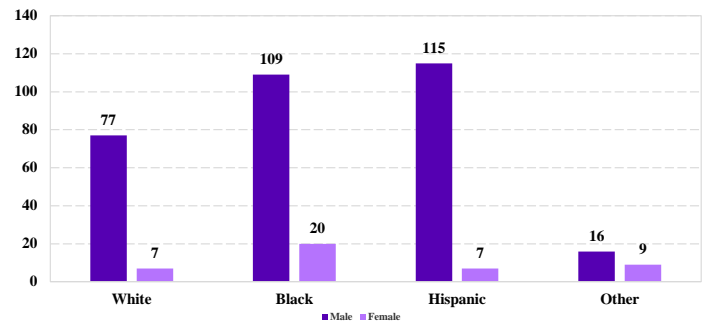
Cases with indeterminable sentence terms are excluded from the calculation of the Mean Sentence or Median Sentence category. Sentences greater than 470 months and probation were included in the sentence average computations as 470 months and zero months, respectively. Cases in the Total Receiving Imprisonment, Total Receiving Probation, and Fine Only categories total 100 percent of all cases. Cases missing information required for a specific analysis were excluded from that analysis. Descriptions of variables used in this analysis are provided in Appendix A.

SOURCE: U.S. Sentencing Commission, 2016 - 2020 Datafiles, USSCFY16 - USSCFY20.

#### Number of Federal Offenders Over Time



#### Race and Gender



#### Citizenship, Guilty Pleas, and Trials

