

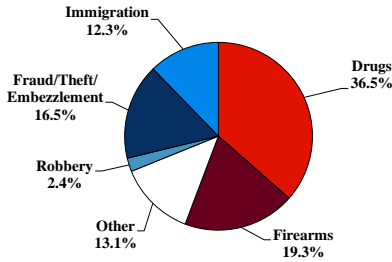
# District at a Glance

## District of New Jersey

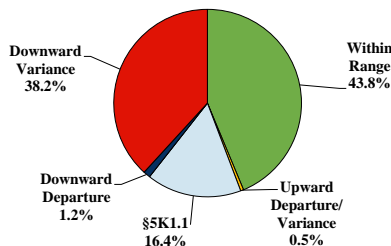
### Fiscal Year 2020



#### Type of Crime



#### Sentence Imposed Relative to the Guideline Range



#### SENTENCING INFORMATION BY TYPE OF CRIME

	TOTAL	Immigration	Drug Trafficking	Firearms	Fraud/Theft /Embezzle	Robbery	Child Porn	Money Laundering	All Other
<b>Total</b>	<b>595</b>	<b>73</b>	<b>202</b>	<b>115</b>	<b>98</b>	<b>14</b>	<b>6</b>	<b>10</b>	<b>77</b>
Mean Sentence (months)	40	7	52	55	21	90	116	29	31
Median Sentence (months)	27	6	40	48	12	68	81	23	8

#### IMPRISONMENT

	TOTAL	Immigration	Drug Trafficking	Firearms	Fraud/Theft /Embezzle	Robbery	Child Porn	Money Laundering	All Other
<b>Total Receiving Imprisonment</b>	<b>509</b>	<b>71</b>	<b>188</b>	<b>115</b>	<b>68</b>	<b>14</b>	<b>6</b>	<b>8</b>	<b>39</b>
Prison Only	488	71	181	111	60	14	6	7	38
Up to 12 Months	101	58	18	4	10	0	0	1	10
13 to 60 Months	257	13	104	66	44	6	1	5	18
61 to 120 Months	104	0	48	36	5	6	3	1	5
Over 120 Months	26	0	11	5	1	2	2	0	5
Prison and Alternatives	21	0	7	4	8	0	0	1	1

#### PROBATION

	TOTAL	Immigration	Drug Trafficking	Firearms	Fraud/Theft /Embezzle	Robbery	Child Porn	Money Laundering	All Other
<b>Total Receiving Probation</b>	<b>86</b>	<b>2</b>	<b>14</b>	<b>0</b>	<b>30</b>	<b>0</b>	<b>0</b>	<b>2</b>	<b>38</b>
Probation Only	57	2	8	0	20	0	0	0	27
Probation and Alternatives	29	0	6	0	10	0	0	2	11

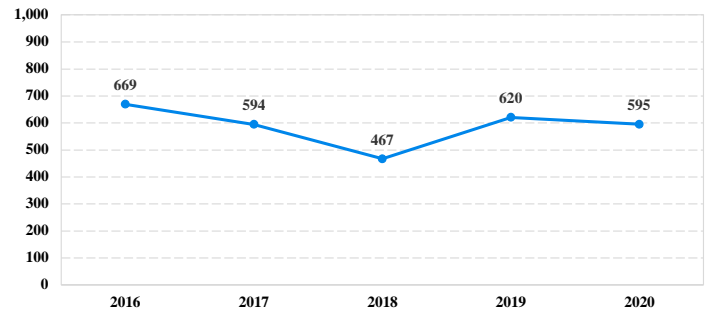
#### FINE ONLY

<b>Total</b>	<b>0</b>	<b>0</b>	<b>0</b>	<b>0</b>	<b>0</b>	<b>0</b>	<b>0</b>	<b>0</b>	<b>0</b>
--------------	----------	----------	----------	----------	----------	----------	----------	----------	----------

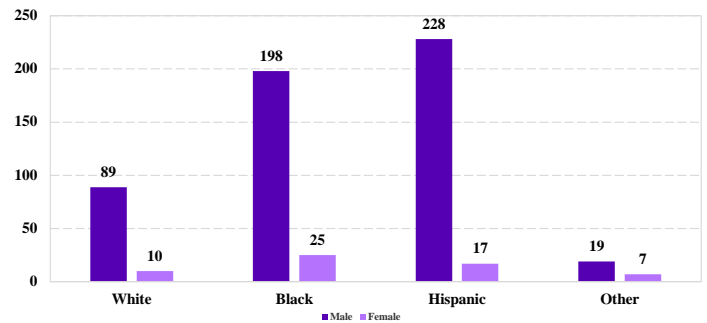
Cases with indeterminable sentence terms are excluded from the calculation of the Mean Sentence or Median Sentence category. Sentences greater than 470 months and probation were included in the sentence average computations as 470 months and zero months, respectively. Cases in the Total Receiving Imprisonment, Total Receiving Probation, and Fine Only categories total 100 percent of all cases. Cases missing information required for a specific analysis were excluded from that analysis. Descriptions of variables used in this analysis are provided in Appendix A.

SOURCE: U.S. Sentencing Commission, 2016 - 2020 Datafiles, USSCFY16 - USSCFY20.

#### Number of Federal Offenders Over Time



#### Race and Gender



#### Citizenship, Guilty Pleas, and Trials

