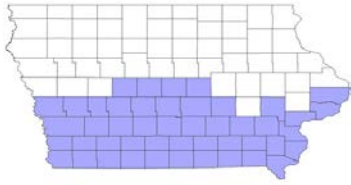


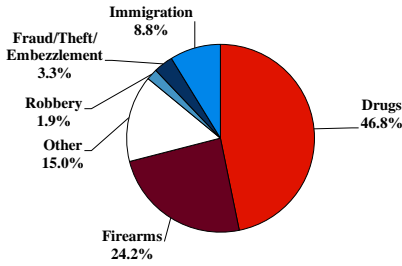
District at a Glance

Southern District of Iowa

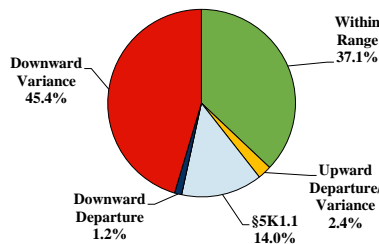
Fiscal Year 2020



Type of Crime



Sentence Imposed Relative to the Guideline Range



SENTENCING INFORMATION BY TYPE OF CRIME

	TOTAL	Immigration	Drug Trafficking	Firearms	Fraud/Theft /Embezzle	Robbery	Child Porn	Money Laundering	All Other
Total	421	37	197	102	14	8	24	2	37
Mean Sentence (months)	88	10	116	62	20	87	131	--	88
Median Sentence (months)	71	7	120	55	15	95	121	--	18

IMPRISONMENT

Total Receiving Imprisonment	407	37	192	100	12	8	24	2	32
Prison Only	399	37	189	98	11	8	24	2	30
Up to 12 Months	49	26	6	6	4	0	0	0	7
13 to 60 Months	126	11	41	49	6	3	1	2	13
61 to 120 Months	118	0	62	37	1	4	11	0	3
Over 120 Months	106	0	80	6	0	1	12	0	7
Prison and Alternatives	8	0	3	2	1	0	0	0	2

PROBATION

Total Receiving Probation	14	0	5	2	2	0	0	0	5
Probation Only	14	0	5	2	2	0	0	0	5
Probation and Alternatives	0	0	0	0	0	0	0	0	0

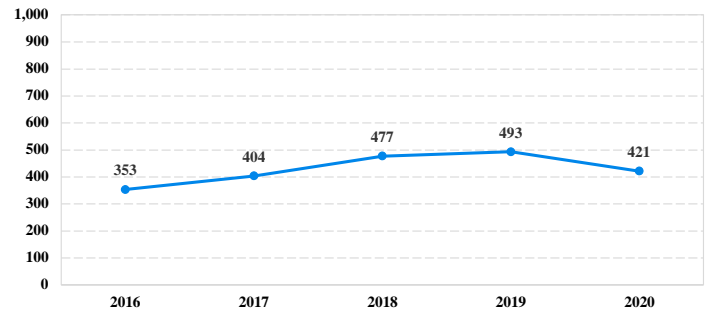
FINE ONLY

Total	0	0	0	0	0	0	0	0	0
--------------	----------	----------	----------	----------	----------	----------	----------	----------	----------

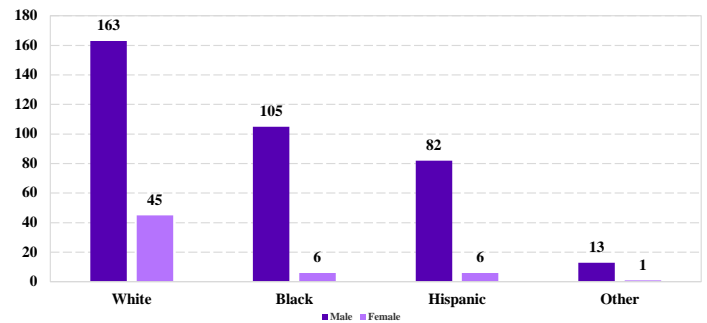
Cases with indeterminable sentence terms are excluded from the calculation of the Mean Sentence or Median Sentence category. Sentences greater than 470 months and probation were included in the sentence average computations as 470 months and zero months, respectively. Cases in the Total Receiving Imprisonment, Total Receiving Probation, and Fine Only categories total 100 percent of all cases. Cases missing information required for a specific analysis were excluded from that analysis. Descriptions of variables used in this analysis are provided in Appendix A.

SOURCE: U.S. Sentencing Commission, 2016 - 2020 Datafiles, USSCFY16 - USSCFY20.

Number of Federal Offenders Over Time



Race and Gender



Citizenship, Guilty Pleas, and Trials

