

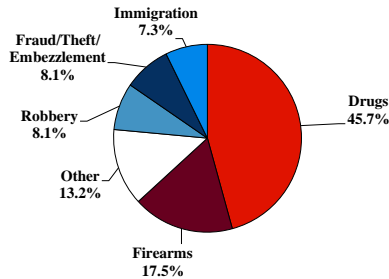
District at a Glance

Southern District of Illinois

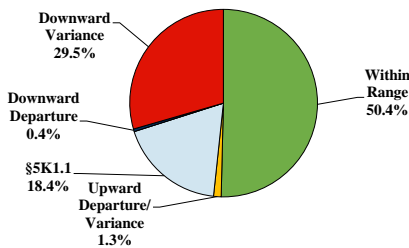
Fiscal Year 2020



Type of Crime



Sentence Imposed Relative to the Guideline Range



SENTENCING INFORMATION BY TYPE OF CRIME

	TOTAL	Immigration	Drug Trafficking	Firearms	Fraud/Theft /Embezzle	Robbery	Child Porn	Money Laundering	All Other
Total	234	17	107	41	19	19	7	3	21
Mean Sentence (months)	81	5	117	40	24	98	79	120	68
Median Sentence (months)	60	4	120	36	0	105	60	160	18

IMPRISONMENT

Total Receiving Imprisonment	218	17	106	37	14	18	7	2	17
Prison Only	216	17	106	35	14	18	7	2	17
Up to 12 Months	34	16	3	5	6	1	0	0	3
13 to 60 Months	70	1	27	22	5	2	4	0	9
61 to 120 Months	47	0	25	7	1	11	2	0	1
Over 120 Months	65	0	51	1	2	4	1	2	4
Prison and Alternatives	2	0	0	2	0	0	0	0	0

PROBATION

Total Receiving Probation	16	0	1	4	5	1	0	1	4
Probation Only	14	0	1	2	5	1	0	1	4
Probation and Alternatives	2	0	0	2	0	0	0	0	0

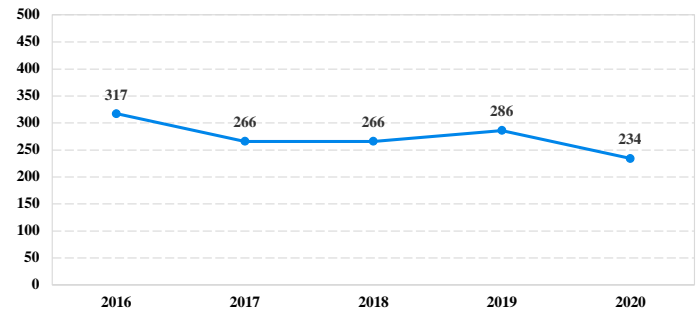
FINE ONLY

Total	0	0	0	0	0	0	0	0	0
--------------	----------	----------	----------	----------	----------	----------	----------	----------	----------

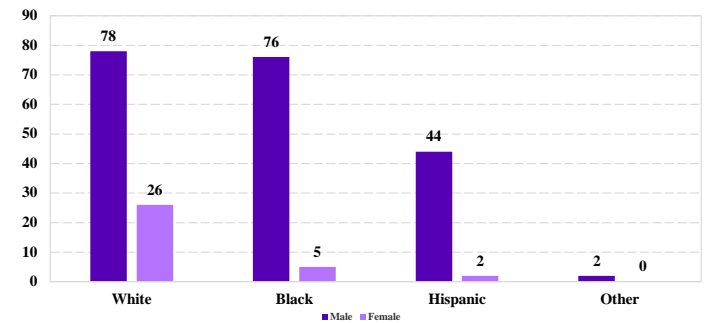
Cases with indeterminable sentence terms are excluded from the calculation of the Mean Sentence or Median Sentence category. Sentences greater than 470 months and probation were included in the sentence average computations as 470 months and zero months, respectively. Cases in the Total Receiving Imprisonment, Total Receiving Probation, and Fine Only categories total 100 percent of all cases. Cases missing information required for a specific analysis were excluded from that analysis. Descriptions of variables used in this analysis are provided in Appendix A.

SOURCE: U.S. Sentencing Commission, 2016 - 2020 Datafiles, USSCFY16 - USSCFY20.

Number of Federal Offenders Over Time



Race and Gender



Citizenship, Guilty Pleas, and Trials

