

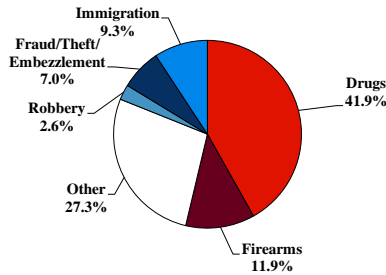
District at a Glance

Central District of Illinois

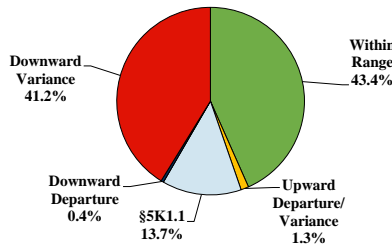
Fiscal Year 2020



Type of Crime



Sentence Imposed Relative to the Guideline Range



SENTENCING INFORMATION BY TYPE OF CRIME

	TOTAL	Immigration	Drug Trafficking	Firearms	Fraud/Theft/Embezzle	Robbery	Child Porn	Money Laundering	All Other
TOTAL	227	21	95	27	16	6	18	1	43
Mean Sentence (months)	100	12	118	63	16	153	114	--	146
Median Sentence (months)	72	7	120	48	6	139	97	--	60

IMPRISONMENT

Total Receiving Imprisonment	215	21	94	27	10	6	18	1	38
Prison Only	206	21	90	26	9	6	18	1	35
Up to 12 Months	22	13	2	0	2	0	0	0	5
13 to 60 Months	61	8	19	15	6	1	3	0	9
61 to 120 Months	51	0	26	9	1	2	11	0	2
Over 120 Months	72	0	43	2	0	3	4	1	19
Prison and Alternatives	9	0	4	1	1	0	0	0	3

PROBATION

Total Receiving Probation	11	0	1	0	6	0	0	0	4
Probation Only	6	0	0	0	3	0	0	0	3
Probation and Alternatives	5	0	1	0	3	0	0	0	1

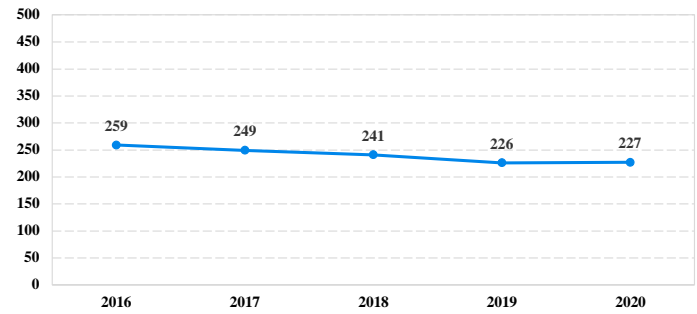
FINE ONLY

FINE ONLY	1	0	0	0	0	0	0	0	1
------------------	----------	----------	----------	----------	----------	----------	----------	----------	----------

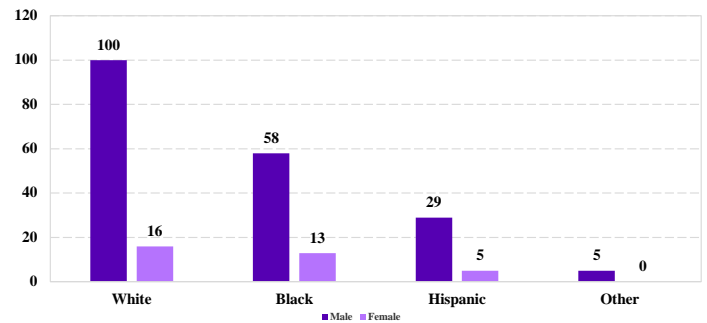
Cases with indeterminable sentence terms are excluded from the calculation of the Mean Sentence or Median Sentence category. Sentences greater than 470 months and probation were included in the sentence average computations as 470 months and zero months, respectively. Cases in the Total Receiving Imprisonment, Total Receiving Probation, and Fine Only categories total 100 percent of all cases. Cases missing information required for a specific analysis were excluded from that analysis. Descriptions of variables used in this analysis are provided in Appendix A.

SOURCE: U.S. Sentencing Commission, 2016 - 2020 Datafiles, USSCFY16 - USSCFY20.

Number of Federal Offenders Over Time



Race and Gender



Citizenship, Guilty Pleas, and Trials

