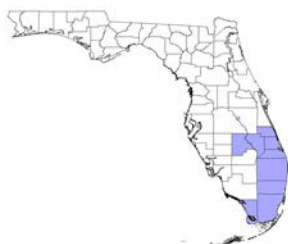


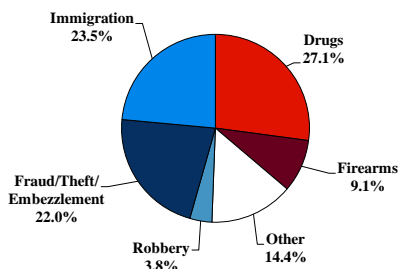
# District at a Glance

## Southern District of Florida

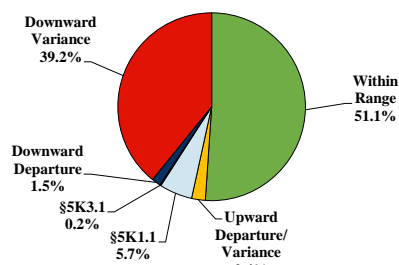
### Fiscal Year 2020



#### Type of Crime



#### Sentence Imposed Relative to the Guideline Range



#### SENTENCING INFORMATION BY TYPE OF CRIME

	TOTAL	Immigration	Drug Trafficking	Firearms	Fraud/Theft /Embezzle	Robbery	Child Porn	Money Laundering	All Other
<b>Total</b>	<b>1,326</b>	<b>312</b>	<b>359</b>	<b>121</b>	<b>292</b>	<b>51</b>	<b>19</b>	<b>50</b>	<b>122</b>
Mean Sentence (months)	46	6	73	66	33	89	68	41	63
Median Sentence (months)	24	2	60	46	24	65	60	34	18

#### IMPRISONMENT

	TOTAL	Immigration	Drug Trafficking	Firearms	Fraud/Theft /Embezzle	Robbery	Child Porn	Money Laundering	All Other
<b>Total Receiving Imprisonment</b>	<b>1,234</b>	<b>300</b>	<b>352</b>	<b>112</b>	<b>246</b>	<b>51</b>	<b>19</b>	<b>45</b>	<b>109</b>
Prison Only	1,191	293	343	108	233	47	19	41	107
Up to 12 Months	338	240	22	8	23	0	1	9	35
13 to 60 Months	538	51	159	56	172	22	11	22	45
61 to 120 Months	201	1	104	28	33	14	6	6	9
Over 120 Months	114	1	58	16	5	11	1	4	18
Prison and Alternatives	43	7	9	4	13	4	0	4	2

#### PROBATION

	TOTAL	Immigration	Drug Trafficking	Firearms	Fraud/Theft /Embezzle	Robbery	Child Porn	Money Laundering	All Other
<b>Total Receiving Probation</b>	<b>92</b>	<b>12</b>	<b>7</b>	<b>9</b>	<b>46</b>	<b>0</b>	<b>0</b>	<b>5</b>	<b>13</b>
Probation Only	43	6	3	3	24	0	0	2	5
Probation and Alternatives	49	6	4	6	22	0	0	3	8

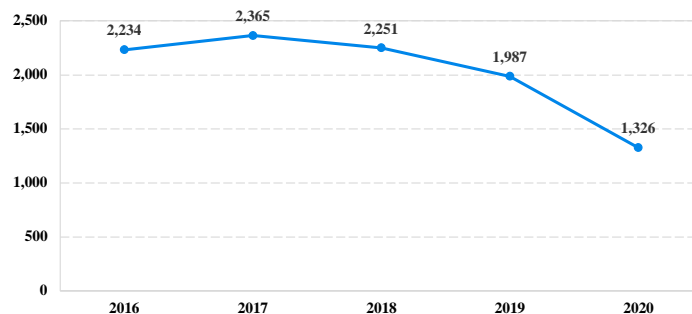
#### FINE ONLY

	TOTAL	Immigration	Drug Trafficking	Firearms	Fraud/Theft /Embezzle	Robbery	Child Porn	Money Laundering	All Other
<b>Total</b>	<b>0</b>	<b>0</b>	<b>0</b>	<b>0</b>	<b>0</b>	<b>0</b>	<b>0</b>	<b>0</b>	<b>0</b>

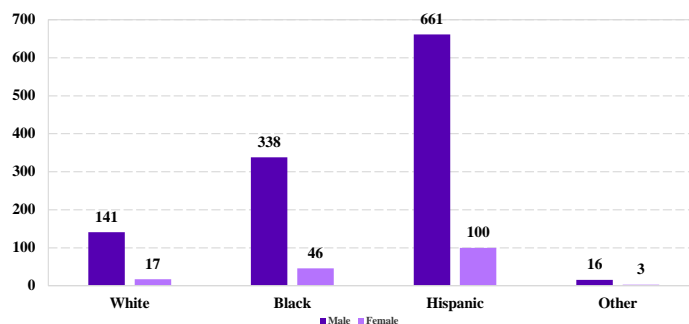
Cases with indeterminable sentence terms are excluded from the calculation of the Mean Sentence or Median Sentence category. Sentences greater than 470 months and probation were included in the sentence average computations as 470 months and zero months, respectively. Cases in the Total Receiving Imprisonment, Total Receiving Probation, and Fine Only categories total 100 percent of all cases. Cases missing information required for a specific analysis were excluded from that analysis. Descriptions of variables used in this analysis are provided in Appendix A.

SOURCE: U.S. Sentencing Commission, 2016 - 2020 Datafiles, USSCFY16 - USSCFY20.

#### Number of Federal Offenders Over Time



#### Race and Gender



#### Citizenship, Guilty Pleas, and Trials

