

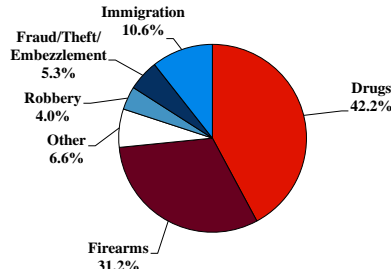
District at a Glance

Southern District of Alabama

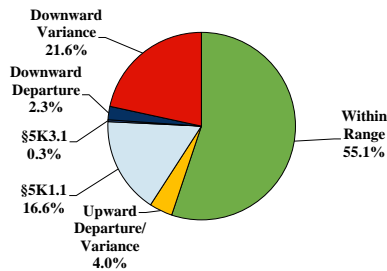
Fiscal Year 2020



Type of Crime



Sentence Imposed Relative to the Guideline Range



SENTENCING INFORMATION BY TYPE OF CRIME

	TOTAL	Immigration	Drug Trafficking	Firearms	Fraud/Theft /Embezzle	Robbery	Child Porn	Money Laundering	All Other
Total	301	32	126	94	16	12	1	2	18
Mean Sentence (months)	64	8	88	51	13	112	--	--	84
Median Sentence (months)	46	5	74	46	2	119	--	--	18

IMPRISONMENT

Total Receiving Imprisonment	280	28	123	92	9	12	1	1	14
Prison Only	273	28	119	90	9	12	1	1	13
Up to 12 Months	50	24	12	9	4	0	0	0	1
13 to 60 Months	112	4	39	55	4	1	1	1	7
61 to 120 Months	71	0	39	22	1	7	0	0	2
Over 120 Months	40	0	29	4	0	4	0	0	3
Prison and Alternatives	7	0	4	2	0	0	0	0	1

PROBATION

Total Receiving Probation	21	4	3	2	7	0	0	1	4
Probation Only	18	4	3	1	6	0	0	1	3
Probation and Alternatives	3	0	0	1	1	0	0	0	1

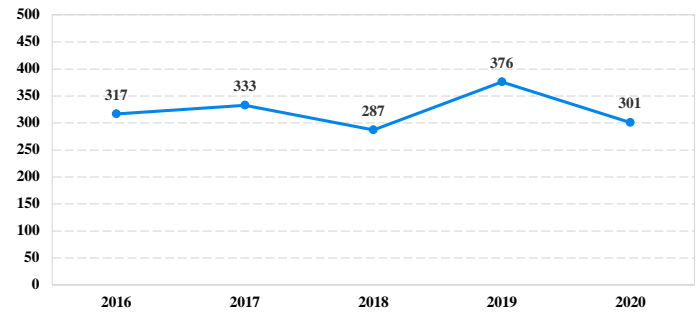
FINE ONLY

Total	0	0	0	0	0	0	0	0	0
--------------	----------	----------	----------	----------	----------	----------	----------	----------	----------

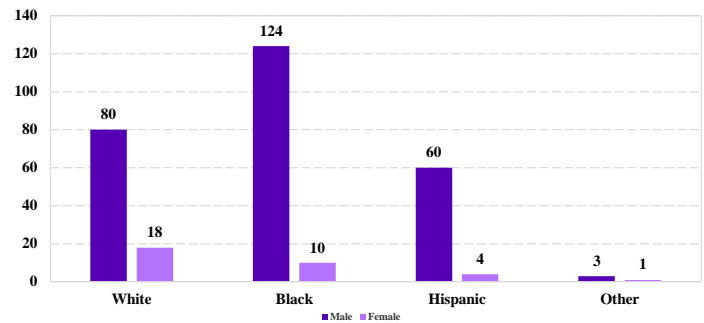
Cases with indeterminable sentence terms are excluded from the calculation of the Mean Sentence or Median Sentence category. Sentences greater than 470 months and probation were included in the sentence average computations as 470 months and zero months, respectively. Cases in the Total Receiving Imprisonment, Total Receiving Probation, and Fine Only categories total 100 percent of all cases. Cases missing information required for a specific analysis were excluded from that analysis. Descriptions of variables used in this analysis are provided in Appendix A.

SOURCE: U.S. Sentencing Commission, 2016 - 2020 Datafiles, USSCFY16 - USSCFY20.

Number of Federal Offenders Over Time



Race and Gender



Citizenship, Guilty Pleas, and Trials

