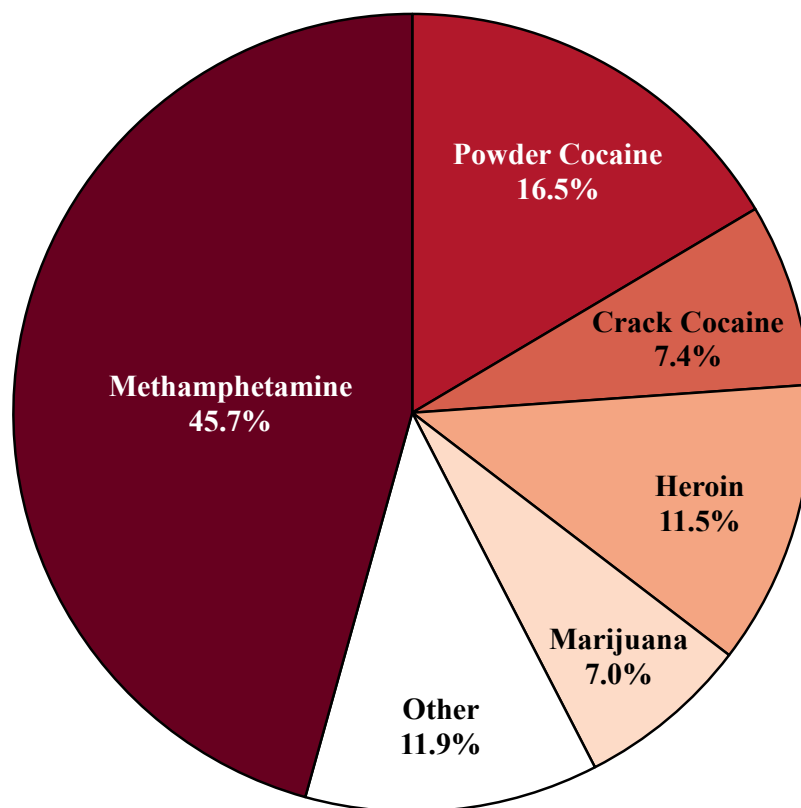


# DRUG OFFENSES

---

**Figure D-1**

**DISTRIBUTION OF PRIMARY DRUG TYPE  
IN FEDERAL DRUG CASES<sup>1,2</sup>  
Fiscal Year 2020**



<sup>1</sup> Of the 64,565 cases, in 16,501 the offender was sentenced under USSG Chapter Two, Part D (Drugs). Descriptions of variables used in this figure are provided in Appendix A.

<sup>2</sup> The 'Other' drug category includes the remaining primary drug types of which the following have more than 50 cases: Fentanyl N-Phenyl (1,024), Oxycodone/Oxycontin (317), Fentanyl Analogue (132), MDMA/Ecstasy/MDA (78), Synthetic Cannabinoid (67), and Hydrocodone (67).

SOURCE: U.S. Sentencing Commission, 2020 Datafile, USSCFY20.

**Table D-1**  
**PRIMARY DRUG TYPE OF DRUG TRAFFICKING OFFENDERS<sup>1</sup>**  
**Fiscal Year 2020**

DRUG TYPE	§2D1.1 Drug Trafficking		§2D1.2 Protected Locations		§2D1.5 Continuing Criminal Enterprise		§2D1.6 Communication Facility		§2D1.8 Rent/Manage Drug Establishment		§2D1.10 Endangering Human Life While Manufacturing		§2D1.14 Narco- Terrorism	
	N	%	N	%	N	%	N	%	N	%	N	%	N	%
<b>TOTAL</b>	<b>16,287</b>	<b>15,965</b>	<b>297</b>	<b>1.8</b>	<b>6</b>	<b>0.0</b>	<b>0</b>	<b>0.0</b>	<b>17</b>	<b>0.1</b>	<b>2</b>	<b>0.0</b>	<b>0</b>	<b>0.0</b>
<b>Powder Cocaine</b>	<b>2,704</b>	<b>2,519</b>	<b>179</b>	<b>6.6</b>	<b>4</b>	<b>0.1</b>	<b>0</b>	<b>0.0</b>	<b>2</b>	<b>0.1</b>	<b>0</b>	<b>0.0</b>	<b>0</b>	<b>0.0</b>
<b>Crack Cocaine</b>	<b>1,217</b>	<b>1,168</b>	<b>46</b>	<b>3.8</b>	<b>1</b>	<b>0.1</b>	<b>0</b>	<b>0.0</b>	<b>2</b>	<b>0.2</b>	<b>0</b>	<b>0.0</b>	<b>0</b>	<b>0.0</b>
<b>Heroin</b>	<b>1,880</b>	<b>1,857</b>	<b>19</b>	<b>1.0</b>	<b>0</b>	<b>0.0</b>	<b>0</b>	<b>0.0</b>	<b>4</b>	<b>0.2</b>	<b>0</b>	<b>0.0</b>	<b>0</b>	<b>0.0</b>
<b>Marijuana</b>	<b>1,118</b>	<b>1,116</b>	<b>0</b>	<b>0.0</b>	<b>0</b>	<b>0.0</b>	<b>0</b>	<b>0.0</b>	<b>0</b>	<b>0.0</b>	<b>2</b>	<b>0.2</b>	<b>0</b>	<b>0.0</b>
<b>Methamphetamine</b>	<b>7,505</b>	<b>7,460</b>	<b>39</b>	<b>0.5</b>	<b>0</b>	<b>0.0</b>	<b>0</b>	<b>0.0</b>	<b>6</b>	<b>0.1</b>	<b>0</b>	<b>0.0</b>	<b>0</b>	<b>0.0</b>
<b>Other</b>	<b>1,863</b>	<b>1,845</b>	<b>14</b>	<b>0.8</b>	<b>1</b>	<b>0.1</b>	<b>0</b>	<b>0.0</b>	<b>3</b>	<b>0.2</b>	<b>0</b>	<b>0.0</b>	<b>0</b>	<b>0.0</b>

<sup>1</sup> Of the 64,565 cases, in 16,501 the offender was sentenced under USSG Chapter Two, Part D (Drugs). Of these, 16,287 offenders were sentenced under §§2D1.1 (Drug Trafficking), 2D1.2 (Protected Locations), 2D1.5 (Continuing Criminal Enterprise), 2D1.6 (Use of a Communication Facility), 2D1.8 (Rent/Manage Drug Establishment), 2D1.10 (Endangering Human Life While Manufacturing), or 2D1.14 (Narco-Terrorism). Descriptions of variables used in this table are provided in Appendix A.

SOURCE: U.S. Sentencing Commission, 2020 Datafile, USSCFY20.

**Table D-2**  
**RACE OF DRUG TRAFFICKING OFFENDERS<sup>1</sup>**  
**Fiscal Year 2020**

DRUG TYPE	TOTAL		WHITE		BLACK		HISPANIC		OTHER	
	N	%	N	%	N	%	N	%	N	%
<b>TOTAL</b>	<b>16,258</b>	<b>26.1</b>	<b>4,248</b>	<b>26.1</b>	<b>4,383</b>	<b>27.0</b>	<b>7,116</b>	<b>43.8</b>	<b>511</b>	<b>3.1</b>
<b>Powder Cocaine</b>	<b>2,703</b>	<b>6.9</b>	<b>187</b>	<b>6.9</b>	<b>734</b>	<b>27.2</b>	<b>1,746</b>	<b>64.6</b>	<b>36</b>	<b>1.3</b>
<b>Crack Cocaine</b>	<b>1,213</b>	<b>6.3</b>	<b>77</b>	<b>6.3</b>	<b>931</b>	<b>76.8</b>	<b>196</b>	<b>16.2</b>	<b>9</b>	<b>0.7</b>
<b>Heroin</b>	<b>1,877</b>	<b>16.1</b>	<b>302</b>	<b>16.1</b>	<b>728</b>	<b>38.8</b>	<b>817</b>	<b>43.5</b>	<b>30</b>	<b>1.6</b>
<b>Marijuana</b>	<b>1,118</b>	<b>14.7</b>	<b>164</b>	<b>14.7</b>	<b>199</b>	<b>17.8</b>	<b>698</b>	<b>62.4</b>	<b>57</b>	<b>5.1</b>
<b>Methamphetamine</b>	<b>7,491</b>	<b>39.9</b>	<b>2,988</b>	<b>39.9</b>	<b>1,064</b>	<b>14.2</b>	<b>3,142</b>	<b>41.9</b>	<b>297</b>	<b>4.0</b>
<b>Other</b>	<b>1,856</b>	<b>28.6</b>	<b>530</b>	<b>28.6</b>	<b>727</b>	<b>39.2</b>	<b>517</b>	<b>27.9</b>	<b>82</b>	<b>4.4</b>

<sup>1</sup> Of the 64,565 cases, in 16,501 the offender was sentenced under USSG Chapter Two, Part D (Drugs). Of these, 16,287 offenders were sentenced under §§2D1.1 (Drug Trafficking), 2D1.2 (Protected Locations), 2D1.5 (Continuing Criminal Enterprise), 2D1.6 (Use of a Communication Facility), 2D1.8 (Rent/Manage Drug Establishment), 2D1.10 (Endangering Human Life While Manufacturing), or 2D1.14 (Narco-Terrorism). Of these 16,287 cases, 29 were excluded due to missing information on offender's race. Descriptions of variables used in this table are provided in Appendix A.

SOURCE: U.S. Sentencing Commission, 2020 Datafile, USSCFY20.

**Table D-3**  
**GENDER OF DRUG TRAFFICKING OFFENDERS<sup>1</sup>**  
**Fiscal Year 2020**

DRUG TYPE	TOTAL	MALE		FEMALE	
		N	%	N	%
<b>TOTAL</b>	<b>16,287</b>	<b>13,450</b>	<b>82.6</b>	<b>2,837</b>	<b>17.4</b>
<b>Powder Cocaine</b>	<b>2,704</b>	<b>2,431</b>	<b>89.9</b>	<b>273</b>	<b>10.1</b>
<b>Crack Cocaine</b>	<b>1,217</b>	<b>1,105</b>	<b>90.8</b>	<b>112</b>	<b>9.2</b>
<b>Heroin</b>	<b>1,880</b>	<b>1,571</b>	<b>83.6</b>	<b>309</b>	<b>16.4</b>
<b>Marijuana</b>	<b>1,118</b>	<b>991</b>	<b>88.6</b>	<b>127</b>	<b>11.4</b>
<b>Methamphetamine</b>	<b>7,505</b>	<b>5,817</b>	<b>77.5</b>	<b>1,688</b>	<b>22.5</b>
<b>Other</b>	<b>1,863</b>	<b>1,535</b>	<b>82.4</b>	<b>328</b>	<b>17.6</b>

<sup>1</sup> Of the 64,565 cases, in 16,501 the offender was sentenced under USSG Chapter Two, Part D (Drugs). Of these, 16,287 offenders were sentenced under §§2D1.1 (Drug Trafficking), 2D1.2 (Protected Locations), 2D1.5 (Continuing Criminal Enterprise), 2D1.6 (Use of a Communication Facility), 2D1.8 (Rent/Manage Drug Establishment), 2D1.10 (Endangering Human Life While Manufacturing), or 2D1.14 (Narco-Terrorism). Descriptions of variables used in this table are provided in Appendix A.

SOURCE: U.S. Sentencing Commission, 2020 Datafile, USSCFY20.

**Table D-4**  
**AGE OF DRUG TRAFFICKING OFFENDERS<sup>1</sup>**  
**Fiscal Year 2020**

DRUG TYPE	Under 21		21 to 25		26 to 30		31 to 35		36 to 40		41 to 50		51 to 60		Over 60		
	TOTAL	N	%	N	%	N	%	N	%	N	%	N	%	N	%	N	%
<b>TOTAL</b>	<b>16,287</b>	<b>395</b>	<b>2.4</b>	<b>1,831</b>	<b>11.2</b>	<b>2,991</b>	<b>18.4</b>	<b>3,092</b>	<b>19.0</b>	<b>2,928</b>	<b>18.0</b>	<b>3,380</b>	<b>20.8</b>	<b>1,267</b>	<b>7.8</b>	<b>403</b>	<b>2.5</b>
<b>Powder Cocaine</b>	<b>2,704</b>	<b>31</b>	<b>1.1</b>	<b>244</b>	<b>9.0</b>	<b>430</b>	<b>15.9</b>	<b>501</b>	<b>18.5</b>	<b>528</b>	<b>19.5</b>	<b>686</b>	<b>25.4</b>	<b>217</b>	<b>8.0</b>	<b>67</b>	<b>2.5</b>
<b>Crack Cocaine</b>	<b>1,217</b>	<b>16</b>	<b>1.3</b>	<b>136</b>	<b>11.2</b>	<b>261</b>	<b>21.4</b>	<b>227</b>	<b>18.7</b>	<b>222</b>	<b>18.2</b>	<b>258</b>	<b>21.2</b>	<b>73</b>	<b>6.0</b>	<b>24</b>	<b>2.0</b>
<b>Heroin</b>	<b>1,880</b>	<b>38</b>	<b>2.0</b>	<b>201</b>	<b>10.7</b>	<b>398</b>	<b>21.2</b>	<b>361</b>	<b>19.2</b>	<b>316</b>	<b>16.8</b>	<b>385</b>	<b>20.5</b>	<b>129</b>	<b>6.9</b>	<b>52</b>	<b>2.8</b>
<b>Marijuana</b>	<b>1,118</b>	<b>71</b>	<b>6.4</b>	<b>222</b>	<b>19.9</b>	<b>199</b>	<b>17.8</b>	<b>190</b>	<b>17.0</b>	<b>150</b>	<b>13.4</b>	<b>162</b>	<b>14.5</b>	<b>89</b>	<b>8.0</b>	<b>35</b>	<b>3.1</b>
<b>Methamphetamine</b>	<b>7,505</b>	<b>193</b>	<b>2.6</b>	<b>791</b>	<b>10.5</b>	<b>1,288</b>	<b>17.2</b>	<b>1,493</b>	<b>19.9</b>	<b>1,428</b>	<b>19.0</b>	<b>1,585</b>	<b>21.1</b>	<b>590</b>	<b>7.9</b>	<b>137</b>	<b>1.8</b>
<b>Other</b>	<b>1,863</b>	<b>46</b>	<b>2.5</b>	<b>237</b>	<b>12.7</b>	<b>415</b>	<b>22.3</b>	<b>320</b>	<b>17.2</b>	<b>284</b>	<b>15.2</b>	<b>304</b>	<b>16.3</b>	<b>169</b>	<b>9.1</b>	<b>88</b>	<b>4.7</b>

<sup>1</sup> Of the 64,565 cases, in 16,501 the offender was sentenced under USSG Chapter Two, Part D (Drugs). Of these, 16,287 offenders were sentenced under §§2D1.1 (Drug Trafficking), 2D1.2 (Protected Locations), 2D1.5 (Continuing Criminal Enterprise), 2D1.6 (Use of a Communication Facility), 2D1.8 (Rent/Manage Drug Establishment), 2D1.10 (Endangering Human Life While Manufacturing), or 2D1.14 (Narco-Terrorism). Descriptions of variables used in this table are provided in Appendix A.

SOURCE: U.S. Sentencing Commission, 2020 Datafile, USSCFY20.

**Table D-5**  
**CITIZENSHIP OF DRUG TRAFFICKING OFFENDERS<sup>1</sup>**  
**Fiscal Year 2020**

DRUG TYPE	TOTAL	U.S. CITIZEN		NON-U.S. CITIZEN	
		N	%	N	%
<b>TOTAL</b>	<b>16,282</b>	<b>13,035</b>	<b>80.1</b>	<b>3,247</b>	<b>19.9</b>
<b>Powder Cocaine</b>	<b>2,702</b>	<b>1,754</b>	<b>64.9</b>	<b>948</b>	<b>35.1</b>
<b>Crack Cocaine</b>	<b>1,217</b>	<b>1,164</b>	<b>95.6</b>	<b>53</b>	<b>4.4</b>
<b>Heroin</b>	<b>1,880</b>	<b>1,491</b>	<b>79.3</b>	<b>389</b>	<b>20.7</b>
<b>Marijuana</b>	<b>1,118</b>	<b>668</b>	<b>59.7</b>	<b>450</b>	<b>40.3</b>
<b>Methamphetamine</b>	<b>7,502</b>	<b>6,302</b>	<b>84.0</b>	<b>1,200</b>	<b>16.0</b>
<b>Other</b>	<b>1,863</b>	<b>1,656</b>	<b>88.9</b>	<b>207</b>	<b>11.1</b>

<sup>1</sup> Of the 64,565 cases, in 16,501 the offender was sentenced under USSG Chapter Two, Part D (Drugs). Of these, 16,287 offenders were sentenced under §§2D1.1 (Drug Trafficking), 2D1.2 (Protected Locations), 2D1.5 (Continuing Criminal Enterprise), 2D1.6 (Use of a Communication Facility), 2D1.8 (Rent/Manage Drug Establishment), 2D1.10 (Endangering Human Life While Manufacturing), or 2D1.14 (Narco-Terrorism). Of these 16,287 cases, five were excluded due to missing information on offender's citizenship status. Descriptions of variables used in this table are provided in Appendix A.

SOURCE: U.S. Sentencing Commission, 2020 Datafile, USSCFY20.

**Table D-6**  
**EDUCATION OF DRUG TRAFFICKING OFFENDERS<sup>1</sup>**  
**Fiscal Year 2020**

DRUG TYPE	LESS THAN HIGH SCHOOL GRADUATE		HIGH SCHOOL GRADUATE		SOME COLLEGE		COLLEGE GRADUATE	
	N	%	N	%	N	%	N	%
<b>TOTAL</b>	<b>16,184</b>	<b>36.4</b>	<b>6,385</b>	<b>39.5</b>	<b>3,350</b>	<b>20.7</b>	<b>565</b>	<b>3.5</b>
<b>Powder Cocaine</b>	1,080	40.1	980	36.4	530	19.7	106	3.9
<b>Crack Cocaine</b>	442	36.8	561	46.8	183	15.3	14	1.2
<b>Heroin</b>	716	38.5	743	40.0	347	18.7	53	2.9
<b>Marijuana</b>	502	45.5	332	30.1	228	20.7	42	3.8
<b>Methamphetamine</b>	2,556	34.2	3,097	41.5	1,629	21.8	188	2.5
<b>Other</b>	588	31.7	672	36.2	433	23.3	162	8.7

<sup>1</sup> Of the 64,565 cases, in 16,501 the offender was sentenced under USSG Chapter Two, Part D (Drugs). Of these, 16,287 offenders were sentenced under §§2D1.1 (Drug Trafficking), 2D1.2 (Protected Locations), 2D1.5 (Continuing Criminal Enterprise), 2D1.6 (Use of a Communication Facility), 2D1.8 (Rent/Manage Drug Establishment), 2D1.10 (Endangering Human Life While Manufacturing), or 2D1.14 (Narco-Terrorism). Of these 16,287 cases, 103 were excluded due to missing information on offender's education. Descriptions of variables used in this table are provided in Appendix A.

SOURCE: U.S. Sentencing Commission, 2020 Datafile, USSCFY20.



**Table D-7**  
**CRIMINAL HISTORY CATEGORY OF DRUG TRAFFICKING OFFENDERS<sup>1</sup>**  
**Fiscal Year 2020**

DRUG TYPE	TOTAL	CRIMINAL HISTORY CATEGORY																	
		I			II			III			IV			V			VI		
		N	%	N	%	N	%	N	%	N	%	N	%	N	%	N	%		
<b>TOTAL</b>	<b>16,287</b>	<b>6,981</b>	<b>42.9</b>	<b>1,915</b>	<b>11.8</b>	<b>2,493</b>	<b>15.3</b>	<b>1,603</b>	<b>9.8</b>	<b>1,045</b>	<b>6.4</b>	<b>2,250</b>	<b>13.8</b>						
<b>Powder Cocaine</b>	<b>2,704</b>	1,647	60.9	300	11.1	329	12.2	159	5.9	94	3.5	175	6.5						
<b>Crack Cocaine</b>	<b>1,217</b>	240	19.7	157	12.9	256	21.0	172	14.1	112	9.2	280	23.0						
<b>Heroin</b>	<b>1,880</b>	725	38.6	259	13.8	318	16.9	198	10.5	104	5.5	276	14.7						
<b>Marijuana</b>	<b>1,118</b>	733	65.6	142	12.7	129	11.5	51	4.6	25	2.2	38	3.4						
<b>Methamphetamine</b>	<b>7,505</b>	2,778	37.0	827	11.0	1,173	15.6	850	11.3	604	8.0	1,273	17.0						
<b>Other</b>	<b>1,863</b>	858	46.1	230	12.3	288	15.5	173	9.3	106	5.7	208	11.2						

<sup>1</sup> Of the 64,565 cases, in 16,501 the offender was sentenced under USSG Chapter Two, Part D (Drugs). Of these, 16,287 offenders were sentenced under §§2D1.1 (Drug Trafficking), 2D1.2 (Protected Locations), 2D1.5 (Continuing Criminal Enterprise), 2D1.6 (Use of a Communication Facility), 2D1.8 (Rent/Manage Drug Establishment), 2D1.10 (Endangering Human Life While Manufacturing), or 2D1.14 (Narco-Terrorism). Descriptions of variables used in this table are provided in Appendix A.

SOURCE: U.S. Sentencing Commission, 2020 Datafile, USSCFY20.

**Table D-8**  
**WEAPON INVOLVEMENT OF DRUG TRAFFICKING OFFENDERS<sup>1</sup>**  
**Fiscal Year 2020**

DRUG TYPE	TOTAL	NO WEAPON INVOLVED		WEAPON INVOLVED	
		N	%	N	%
<b>TOTAL</b>	<b>16,027</b>	<b>12,052</b>	<b>75.2</b>	<b>3,975</b>	<b>24.8</b>
<b>Powder Cocaine</b>	<b>2,669</b>	<b>2,179</b>	<b>81.6</b>	<b>490</b>	<b>18.4</b>
<b>Crack Cocaine</b>	<b>1,204</b>	<b>736</b>	<b>61.1</b>	<b>468</b>	<b>38.9</b>
<b>Heroin</b>	<b>1,847</b>	<b>1,465</b>	<b>79.3</b>	<b>382</b>	<b>20.7</b>
<b>Marijuana</b>	<b>1,088</b>	<b>888</b>	<b>81.6</b>	<b>200</b>	<b>18.4</b>
<b>Methamphetamine</b>	<b>7,378</b>	<b>5,323</b>	<b>72.1</b>	<b>2,055</b>	<b>27.9</b>
<b>Other</b>	<b>1,841</b>	<b>1,461</b>	<b>79.4</b>	<b>380</b>	<b>20.6</b>

<sup>1</sup> Of the 64,565 cases, in 16,501 the offender was sentenced under USSG Chapter Two, Part D (Drugs). Of these, 16,287 offenders were sentenced under §§2D1.1 (Drug Trafficking), 2D1.2 (Protected Locations), 2D1.5 (Continuing Criminal Enterprise), 2D1.6 (Use of a Communication Facility), 2D1.8 (Rent/Manage Drug Establishment), 2D1.10 (Endangering Human Life While Manufacturing), or 2D1.14 (Narco-Terrorism). Of these, 16,027 cases contained complete guideline application information. Descriptions of variables used in this table are provided in Appendix A.

SOURCE: U.S. Sentencing Commission, 2020 Datafile, USSCFY20.

**Table D-9**  
**ROLE ADJUSTMENT OF DRUG TRAFFICKING OFFENDERS<sup>1</sup>**  
**Fiscal Year 2020**

DRUG TYPE	TOTAL		No Role Adjustment		Mitigating Role Adjustment		Aggravating Role Adjustment	
	N	%	N	%	N	%	N	%
<b>TOTAL</b>	<b>16,027</b>	<b>74.7</b>	<b>11,972</b>	<b>74.7</b>	<b>3,072</b>	<b>19.2</b>	<b>983</b>	<b>6.1</b>
<b>Powder Cocaine</b>	<b>2,669</b>	<b>73.1</b>	<b>1,951</b>	<b>73.1</b>	<b>489</b>	<b>18.3</b>	<b>229</b>	<b>8.6</b>
<b>Crack Cocaine</b>	<b>1,204</b>	<b>90.3</b>	<b>1,087</b>	<b>90.3</b>	<b>49</b>	<b>4.1</b>	<b>68</b>	<b>5.6</b>
<b>Heroin</b>	<b>1,847</b>	<b>76.7</b>	<b>1,417</b>	<b>76.7</b>	<b>289</b>	<b>15.6</b>	<b>141</b>	<b>7.6</b>
<b>Marijuana</b>	<b>1,088</b>	<b>57.7</b>	<b>628</b>	<b>57.7</b>	<b>404</b>	<b>37.1</b>	<b>56</b>	<b>5.1</b>
<b>Methamphetamine</b>	<b>7,378</b>	<b>73.1</b>	<b>5,395</b>	<b>73.1</b>	<b>1,634</b>	<b>22.1</b>	<b>349</b>	<b>4.7</b>
<b>Other</b>	<b>1,841</b>	<b>81.2</b>	<b>1,494</b>	<b>81.2</b>	<b>207</b>	<b>11.2</b>	<b>140</b>	<b>7.6</b>

<sup>1</sup> Of the 64,565 cases, in 16,501 the offender was sentenced under USSG Chapter Two, Part D (Drugs). Of these, 16,287 offenders were sentenced under §§2D1.1 (Drug Trafficking), 2D1.2 (Protected Locations), 2D1.5 (Continuing Criminal Enterprise), 2D1.6 (Use of a Communication Facility), 2D1.8 (Rent/Manage Drug Establishment), 2D1.10 (Endangering Human Life While Manufacturing), or 2D1.14 (Narco-Terrorism). Of these, 16,027 contained complete guideline application information. Descriptions of variables used in this table are provided in Appendix A.

SOURCE: U.S. Sentencing Commission, 2020 Datafile, USSCFY20.

Table D-10

**DRUG AMOUNTS (IN GRAMS) FOR SELECTED  
BASE OFFENSE LEVELS AND DRUG TYPES<sup>1</sup>  
Fiscal Year 2020**

DRUG TYPE	Base Offense Level and Quantity Range			
	12	24	30	38
<b>Powder Cocaine</b>	<b>Less than 50G</b>	<b>500G - 1,999G</b>	<b>5,000G - 14,999G</b>	<b>At least 450,000G</b>
N	86	213	242	208
Mean	17.7	1,122.9	9,178.1	2,029,993.8
Median	14.4	1,003.0	8,990.0	1,041,500.0
<b>Crack Cocaine</b>	<b>Less than 2.8G</b>	<b>28G - 111G</b>	<b>280G - 839G</b>	<b>At least 25,200G</b>
N	35	112	20	1
Mean	1.6	56.7	469.8	--
Median	1.5	51.3	470.0	--
<b>Heroin</b>	<b>Less than 10G</b>	<b>100G - 399G</b>	<b>1,000G - 2,999G</b>	<b>At least 90,000G</b>
N	69	128	176	4
Mean	3.8	213.0	1,753.4	326,250.0
Median	3.3	200.0	1,745.0	90,000.0
<b>Marijuana</b>	<b>5,000G - 9,999G</b>	<b>100,000G - 399,999G</b>	<b>1,000,000G - 2,999,999G</b>	<b>At least 90,000,000G</b>
N	22	203	30	0
Mean	7,863.6	188,081.7	1,798,598.3	--
Median	8,150.0	156,000.0	1,814,405.0	--
<b>Methamphetamine Mix</b>	<b>Less than 5G</b>	<b>50G - 199G</b>	<b>500G - 1,499G</b>	<b>At least 45,000G</b>
N	16	206	191	56
Mean	2.3	105.2	929.2	141,320.7
Median	2.1	98.0	917.6	92,000.0
<b>Methamphetamine Actual</b>	<b>Less than 0.5G</b>	<b>5G - 19G</b>	<b>50G - 149G</b>	<b>At least 4,500G</b>
N	2	121	455	412
Mean	--	11.9	91.3	21,852.4
Median	--	12.4	88.0	13,360.0

<sup>1</sup> Of the 64,565 cases, 15,965 were sentenced under §2D1.1 (Drug Trafficking). Of these, 15,711 cases had complete guideline application information. Of these 15,711 cases, 13,815 involved powder cocaine, crack cocaine, heroin, marijuana, methamphetamine actual or mix. Of these 13,815 cases, 5,730 had a base offense level of 12, 24, 30, or 38. Of these 5,730 cases, 2,722 were excluded due to one or more of the following reasons: involvement of more than one drug type (1,508), missing drug amount or range (1,329), amendment year earlier than 2014 (1), or logical criteria (13). The methamphetamine actual category also includes ICE. Descriptions of variables used in this table are provided in Appendix A.

**Table D-11**  
**LENGTH OF MANDATORY MINIMUM PENALTIES IN DRUG TRAFFICKING CASES<sup>1</sup>**  
**Fiscal Year 2020**

DRUG TYPE	TOTAL		No Drug Mandatory Minimum <sup>2</sup>		Five-Year Drug Mandatory Minimum		Ten-Year or More Drug Mandatory Minimum <sup>3</sup>	
	N	%	N	%	N	%	N	%
<b>TOTAL</b>	<b>16,276</b>	<b>34.1</b>	<b>5,543</b>	<b>34.1</b>	<b>4,017</b>	<b>24.7</b>	<b>6,716</b>	<b>41.3</b>
<b>Powder Cocaine</b>	<b>2,704</b>	<b>30.4</b>	<b>821</b>	<b>30.4</b>	<b>757</b>	<b>28.0</b>	<b>1,126</b>	<b>41.6</b>
<b>Crack Cocaine</b>	<b>1,217</b>	<b>58.8</b>	<b>715</b>	<b>58.8</b>	<b>356</b>	<b>29.3</b>	<b>146</b>	<b>12.0</b>
<b>Heroin</b>	<b>1,880</b>	<b>40.1</b>	<b>753</b>	<b>40.1</b>	<b>531</b>	<b>28.2</b>	<b>596</b>	<b>31.7</b>
<b>Marijuana</b>	<b>1,117</b>	<b>67.0</b>	<b>748</b>	<b>67.0</b>	<b>299</b>	<b>26.8</b>	<b>70</b>	<b>6.3</b>
<b>Methamphetamine</b>	<b>7,495</b>	<b>17.8</b>	<b>1,333</b>	<b>17.8</b>	<b>1,739</b>	<b>23.2</b>	<b>4,423</b>	<b>59.0</b>
<b>Other</b>	<b>1,863</b>	<b>63.0</b>	<b>1,173</b>	<b>63.0</b>	<b>335</b>	<b>18.0</b>	<b>355</b>	<b>19.1</b>

<sup>1</sup> Of the 64,565 cases, in 16,501 the offender was sentenced under USSG Chapter Two, Part D (Drugs). Of these, 16,287 offenders were sentenced under §§2D1.1 (Drug Trafficking), 2D1.2 (Protected Locations), 2D1.5 (Continuing Criminal Enterprise), 2D1.6 (Use of a Communication Facility), 2D1.8 (Rent/Manage Drug Establishment), 2D1.10 (Endangering Human Life While Manufacturing), or 2D1.14 (Narco-Terrorism). Of these 16,287 cases, 11 were excluded because the offender was convicted of a mandatory minimum penalty from one of the following statutes: 21 U.S.C. § 860a or 21 U.S.C. § 865. Descriptions of variables used in this table are provided in Appendix A.

<sup>2</sup> Includes 151 offenders whose drug mandatory minimum penalty was 12 months or less.

<sup>3</sup> Includes 266 offenders whose drug mandatory minimum penalty was greater than ten years.

SOURCE: U.S. Sentencing Commission, 2020 Datafile, USSCFY20.

**Table D-12**  
**APPLICATION OF RECIDIVIST PENALTIES IN DRUG TRAFFICKING CASES<sup>1</sup>**  
**Fiscal Year 2020**

DRUG TYPE	ENHANCEMENT FILED		ENHANCEMENT WITHDRAWN <sup>2</sup>		ENHANCEMENT NOT WITHDRAWN	
	N	%	N	%	N	%
<b>TOTAL</b>	<b>921</b>	<b>36.7</b>	<b>338</b>	<b>36.7</b>	<b>583</b>	<b>63.3</b>
<b>Powder Cocaine</b>	<b>153</b>	<b>37.9</b>	<b>58</b>	<b>37.9</b>	<b>95</b>	<b>62.1</b>
<b>Crack Cocaine</b>	<b>125</b>	<b>32.8</b>	<b>41</b>	<b>32.8</b>	<b>84</b>	<b>67.2</b>
<b>Heroin</b>	<b>111</b>	<b>26.1</b>	<b>29</b>	<b>26.1</b>	<b>82</b>	<b>73.9</b>
<b>Marijuana</b>	<b>28</b>	<b>28.6</b>	<b>8</b>	<b>28.6</b>	<b>20</b>	<b>71.4</b>
<b>Methamphetamine</b>	<b>396</b>	<b>43.9</b>	<b>174</b>	<b>43.9</b>	<b>222</b>	<b>56.1</b>
<b>Other</b>	<b>108</b>	<b>25.9</b>	<b>28</b>	<b>25.9</b>	<b>80</b>	<b>74.1</b>

<sup>1</sup> Of the 939 cases in which notice of an enhanced penalty was given under 21 U.S.C. § 851, 18 were excluded due to missing or undetermined withdrawal information. Descriptions of variables used in this table are provided in Appendix A.

<sup>2</sup> Includes 39 cases in which the enhancement was not formally withdrawn but where the court determined that the enhancement did not apply at the time of sentencing.

SOURCE: U.S. Sentencing Commission, 2020 851 Datafile, DRUG851FY20.

**Table D-13**  
**DRUG TRAFFICKING OFFENDERS RECEIVING SAFETY VALVE AND**  
**MANDATORY MINIMUM PENALTIES<sup>1, 5</sup>**  
**Fiscal Year 2020**

DRUG TYPE	NO SAFETY VALVE				SAFETY VALVE			
	No Drug		Drug		No Drug		Drug	
	Mandatory Minimum <sup>2</sup>	%	Mandatory Minimum	%	Mandatory Minimum <sup>3</sup>	%	Mandatory Minimum <sup>4</sup>	%
<b>TOTAL</b>	<b>4,353</b>	<b>27.2</b>	<b>6,134</b>	<b>38.3</b>	<b>1,109</b>	<b>6.9</b>	<b>4,427</b>	<b>27.6</b>
<b>Powder Cocaine</b>	673	25.2	833	31.2	139	5.2	1,023	38.3
<b>Crack Cocaine</b>	669	55.6	429	35.6	41	3.4	65	5.4
<b>Heroin</b>	636	34.4	646	35.0	107	5.8	458	24.8
<b>Marjuana</b>	400	36.8	126	11.6	328	30.1	234	21.5
<b>Methamphetamine</b>	1,092	14.8	3,709	50.3	218	3.0	2,358	32.0
<b>Other</b>	883	48.0	391	21.3	276	15.0	289	15.7

<sup>1</sup> Of the 64,565 cases, in 16,501 the offender was sentenced under USSG Chapter Two, Part D (Drugs). Of these, 16,287 offenders were sentenced under §§2D1.1 (Drug Trafficking), 2D1.2 (Protected Locations), 2D1.5 (Continuing Criminal Enterprise), 2D1.6 (Use of a Communication Facility), 2D1.8 (Rent/Manage Drug Establishment), 2D1.10 (Endangering Human Life While Manufacturing), or 2D1.14 (Narco-Terrorism). Of these, 16,027 cases contained complete guideline application information. Of these 16,027 cases, four were excluded due to missing safety valve or mandatory minimum information. Descriptions of variables used in this table are provided in Appendix A.

<sup>2</sup> This column includes 197 cases where the court indicated a variance based on the expanded safety valve eligibility under the First Step Act, but the offender was not eligible to receive the guideline safety valve reduction.

<sup>3</sup> For offenders with no drug mandatory minimum penalty, use of the term 'safety valve' on this table means that the court indicated that the two-level reduction at §2D1.1 applied because the offender met the criteria set forth at §5C1.2.

<sup>4</sup> For offenders with a drug mandatory minimum penalty, use of the term 'safety valve' on this table means that the court sentenced the offender without regard to any applicable mandatory minimum penalty (in accordance with the 'safety valve' provision of 18 U.S.C. § 3553(f), incorporated into the guidelines at §5C1.2).

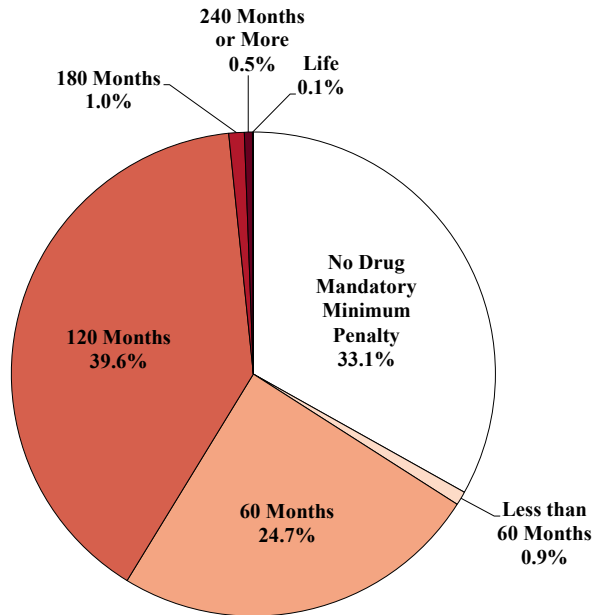
<sup>5</sup> Effective November 1, 2012, the safety valve reduction was added to §2D1.11 (Unlawfully Distributing a Listed Chemical). There were five offenders sentenced under §2D1.11 as the primary sentencing guideline in which the 2012 or later *Guidelines Manual* was applied with complete guideline application information. Of these cases, the safety valve reduction was applied for two offenders.

SOURCE: U.S. Sentencing Commission, 2020 Datafile, USSCFY20.

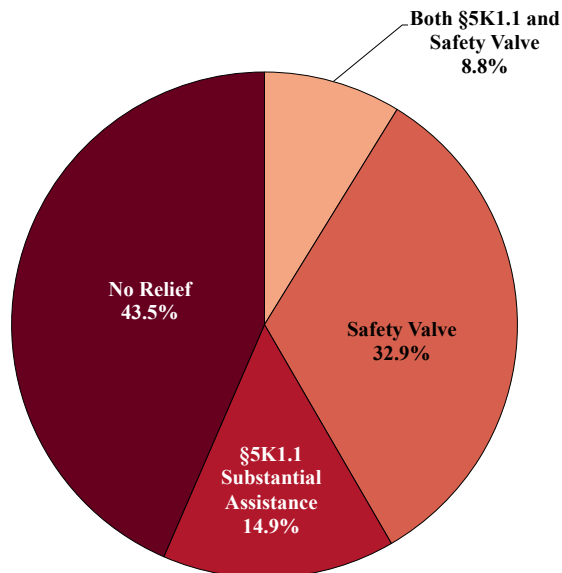
**Figure D-2**

**MANDATORY MINIMUM PENALTIES IN DRUG TRAFFICKING CASES<sup>1</sup>**  
**Fiscal Year 2020**

**LENGTH OF MANDATORY MINIMUM PENALTIES**



**RELIEF FROM MANDATORY MINIMUM PENALTIES**



<sup>1</sup> Of the 64,565 cases, in 16,501 the offender was sentenced under USSG Chapter Two, Part D (Drugs). Of these, 16,287 offenders were sentenced under §§2D1.1 (Drug Trafficking), 2D1.2 (Protected Locations), 2D1.5 (Continuing Criminal Enterprise), 2D1.6 (Use of a Communication Facility), 2D1.8 (Rent/Manage Drug Establishment), 2D1.10 (Endangering Human Life While Manufacturing), or 2D1.14 (Narco-Terrorism). Of these 16,287 cases, 11 were excluded because the offender was convicted of a mandatory minimum penalty from one of the following statutes: 21 U.S.C. § 860a or 21 U.S.C. § 865. Descriptions of variables used in this figure are provided in Appendix A.

SOURCE: U.S. Sentencing Commission, 2020 Datafile, USSCFY20.



**Table D-14**  
**SENTENCE IMPOSED RELATIVE TO THE GUIDELINE RANGE FOR DRUG TRAFFICKING OFFENDERS<sup>1</sup>**  
**Fiscal Year 2020**

DRUG TYPE	TOTAL	WITHIN GUIDELINE RANGE		DEPARTURE						VARIANCE <sup>2</sup>			
		N	%	UPWARD		§5K1.1		§5K3.1		DOWNWARD		N	%
				N	%	N	%	N	%	N	%		
<b>TOTAL</b>	<b>16,282</b>	<b>5,274</b>	<b>32.4</b>	<b>56</b>	<b>0.3</b>	<b>3,293</b>	<b>20.2</b>	<b>1,163</b>	<b>7.1</b>	<b>730</b>	<b>4.5</b>	<b>5,766</b>	<b>35.4</b>
<b>Powder Cocaine</b>	<b>2,702</b>	<b>1,019</b>	<b>37.7</b>	<b>6</b>	<b>0.2</b>	<b>505</b>	<b>18.7</b>	<b>128</b>	<b>4.7</b>	<b>118</b>	<b>4.4</b>	<b>926</b>	<b>34.3</b>
<b>Crack Cocaine</b>	<b>1,217</b>	<b>459</b>	<b>37.7</b>	<b>6</b>	<b>0.5</b>	<b>168</b>	<b>13.8</b>	<b>0</b>	<b>0.0</b>	<b>61</b>	<b>5.0</b>	<b>523</b>	<b>43.0</b>
<b>Heroin</b>	<b>1,879</b>	<b>616</b>	<b>32.8</b>	<b>13</b>	<b>0.7</b>	<b>361</b>	<b>19.2</b>	<b>86</b>	<b>4.6</b>	<b>85</b>	<b>4.5</b>	<b>718</b>	<b>38.2</b>
<b>Marijuana</b>	<b>1,117</b>	<b>533</b>	<b>47.7</b>	<b>1</b>	<b>0.1</b>	<b>130</b>	<b>11.6</b>	<b>60</b>	<b>5.4</b>	<b>60</b>	<b>5.4</b>	<b>333</b>	<b>29.8</b>
<b>Methamphetamine</b>	<b>7,504</b>	<b>2,050</b>	<b>27.3</b>	<b>10</b>	<b>0.1</b>	<b>1,768</b>	<b>23.6</b>	<b>814</b>	<b>10.8</b>	<b>317</b>	<b>4.2</b>	<b>2,545</b>	<b>33.9</b>
<b>Other</b>	<b>1,863</b>	<b>597</b>	<b>32.0</b>	<b>20</b>	<b>1.1</b>	<b>361</b>	<b>19.4</b>	<b>75</b>	<b>4.0</b>	<b>89</b>	<b>4.8</b>	<b>721</b>	<b>38.7</b>

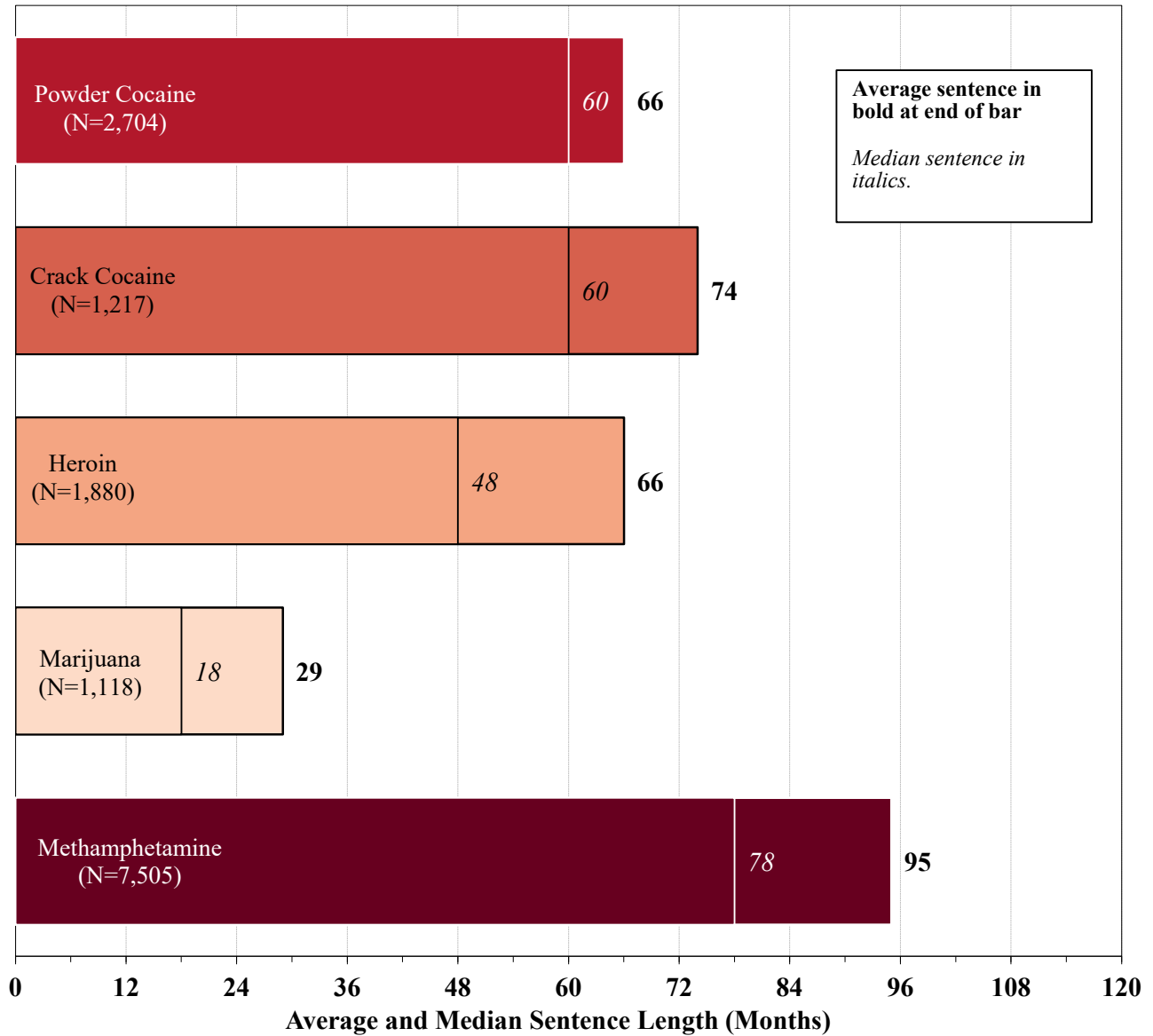
<sup>1</sup> Of the 64,565 cases, in 16,501 the offender was sentenced under USSG Chapter Two, Part D (Drugs). Of these, 16,287 offenders were sentenced under §§2D1.1 (Drug Trafficking), 2D1.2 (Protected Locations), 2D1.5 (Continuing Criminal Enterprise), 2D1.6 (Use of a Communication Facility), 2D1.8 (Rent/Manage Drug Establishment), 2D1.10 (Endangering Human Life While Manufacturing), or 2D1.14 (Narco-Terrorism). Of these 16,287 cases, five were excluded due to missing information from the submitted documents that prevented the comparison of the sentence and the guideline range. Descriptions of variables used in this table are provided in Appendix A.

<sup>2</sup> Of the 5,766 variance cases, in 550 cases the court cited First Step Act safety valve expansion as a reason for the sentence.

SOURCE: U.S. Sentencing Commission, 2020 Datafile, USSCFY20.

Figure D-3

**SENTENCE LENGTH OF DRUG TRAFFICKING OFFENDERS  
BY MAJOR DRUG TYPE<sup>1</sup>  
Fiscal Year 2020**

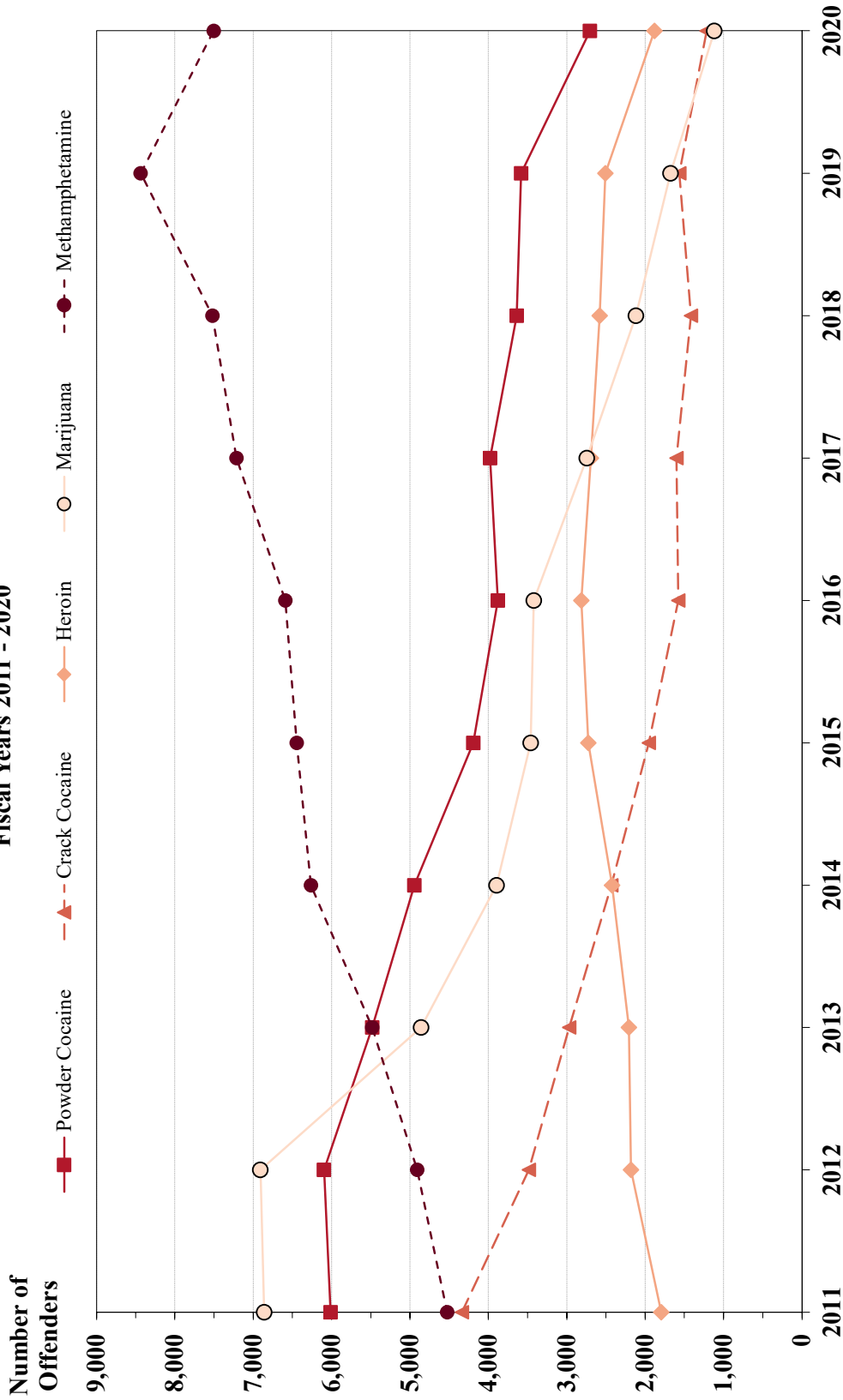


Average sentence in bold at end of bar  
Median sentence in italics.

<sup>1</sup> Of the 64,565 cases, in 16,501 the offender was sentenced under USSG Chapter Two, Part D (Drugs). Of these, 16,287 offenders were sentenced under §§2D1.1 (Drug Trafficking), 2D1.2 (Protected Locations), 2D1.5 (Continuing Criminal Enterprise), 2D1.6 (Use of a Communication Facility), 2D1.8 (Rent/Manage Drug Establishment), 2D1.10 (Endangering Human Life While Manufacturing), or 2D1.14 (Narco-Terrorism). Sentences of 470 months or greater (including life) and probation were included in the sentence average computations as 470 months and zero months, respectively. The information in this figure includes conditions of confinement as described in USSG §5C1.1. Italicized numbers depict median values and the bolded numbers at the end of the bar indicate average values. Descriptions of variables used in this figure are provided in Appendix A.

SOURCE: U.S. Sentencing Commission, 2020 Datafile, USSCFY20.

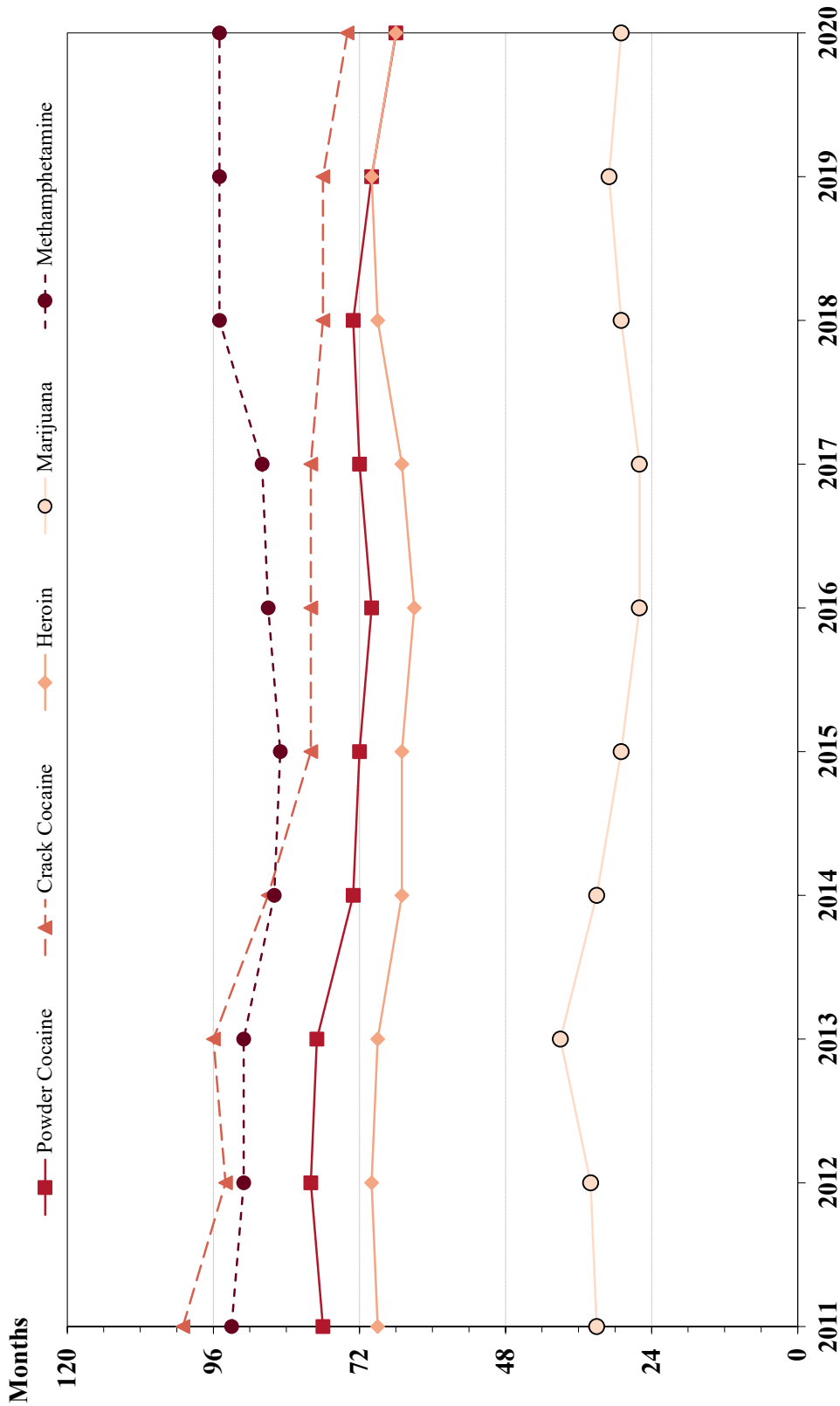
**Figure D-4**  
**NUMBER OF DRUG TRAFFICKING OFFENDERS**  
**BY MAJOR DRUG TYPE OVER TIME<sup>1</sup>**  
**Fiscal Years 2011 - 2020**



<sup>1</sup> Only offenders sentenced under §§2D1.1 (Drug Trafficking), 2D1.2 (Protected Locations), 2D1.5 (Continuing Criminal Enterprise), 2D1.6 (Use of a Communication Facility), 2D1.8 (Rent/Manage Drug Establishment), 2D1.10 (Endangering Human Life While Manufacturing), or 2D1.14 (Narco-Terrorism) are depicted in this figure. Additional cases were excluded due to missing information on drug type. Descriptions of variables used in this figure are provided in Appendix A.

SOURCE: U.S. Sentencing Commission, 2011 - 2020 Datafiles, USSCFY11 - USSCFY20.

**Figure D-5**  
**SENTENCE LENGTH OF DRUG TRAFFICKING OFFENDERS**  
**BY MAJOR DRUG TYPE OVER TIME<sup>1</sup>**  
**Fiscal Years 2011 - 2020**



<sup>1</sup> Only offenders sentenced under §§2D1.1 (Drug Trafficking), 2D1.2 (Protected Locations), 2D1.5 (Continuing Criminal Enterprise), 2D1.6 (Use of a Communication Facility), 2D1.8 (Rent/Manage Drug Establishment), 2D1.10 (Endangering Human Life While Manufacturing), or 2D1.14 (Narco-Terrorism) are depicted in this figure. Sentences of 470 months or greater (including life) and probation were included in the sentence average computations as 470 months and zero months, respectively. The information in this figure includes conditions of confinement as described in USSC §5C1.1. Cases missing drug type or sentencing information were also excluded. Descriptions of variables used in this figure are provided in Appendix A.

SOURCE: U.S. Sentencing Commission, 2011 - 2020 Datafiles, USSCFY11 - USSCFY20.