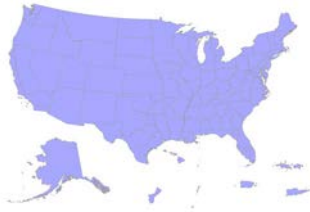


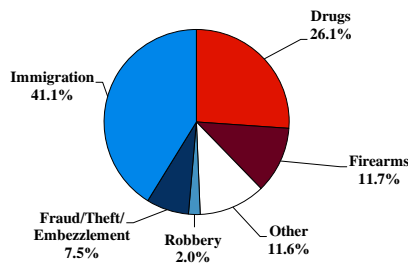
District at a Glance

National

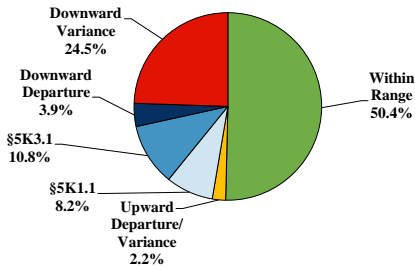
Fiscal Year 2020



Type of Crime



Sentence Imposed Relative to the Guideline Range



SENTENCING INFORMATION BY TYPE OF CRIME

	TOTAL	Immigration	Drug Trafficking	Firearms	Fraud/Theft /Embezzle	Robbery	Child Porn	Money Laundering	All Other
	64,565	26,561	16,390	7,539	4,823	1,316	1,023	880	6,033
Mean Sentence (months)	40	8	76	48	19	105	102	58	60
Median Sentence (months)	14	5	60	37	8	87	84	34	12

IMPRISONMENT

	TOTAL	Immigration	Drug Trafficking	Firearms	Fraud/Theft /Embezzle	Robbery	Child Porn	Money Laundering	All Other
Total Receiving Imprisonment	59,301	25,189	15,820	7,084	3,472	1,294	1,015	763	4,664
Prison Only	57,550	24,865	15,299	6,800	3,234	1,242	1,003	731	4,376
Up to 12 Months	23,646	19,196	1,233	555	1,159	28	18	120	1,337
13 to 60 Months	20,973	5,564	6,492	4,441	1,767	385	288	342	1,694
61 to 120 Months	7,877	98	4,602	1,453	245	441	464	141	433
Over 120 Months	5,054	7	2,972	351	63	388	233	128	912
Prison and Alternatives	1,751	324	521	284	238	52	12	32	288

PROBATION

	TOTAL	Immigration	Drug Trafficking	Firearms	Fraud/Theft /Embezzle	Robbery	Child Porn	Money Laundering	All Other
Total Receiving Probation	4,943	1,368	566	453	1,295	22	8	117	1,114
Probation Only	3,845	1,153	416	314	964	12	5	76	905
Probation and Alternatives	1,098	215	150	139	331	10	3	41	209

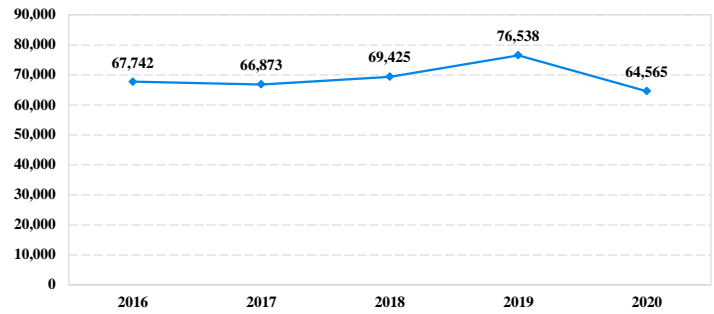
FINE ONLY

	TOTAL	Immigration	Drug Trafficking	Firearms	Fraud/Theft /Embezzle	Robbery	Child Porn	Money Laundering	All Other
	321	4	4	2	56	0	0	0	255

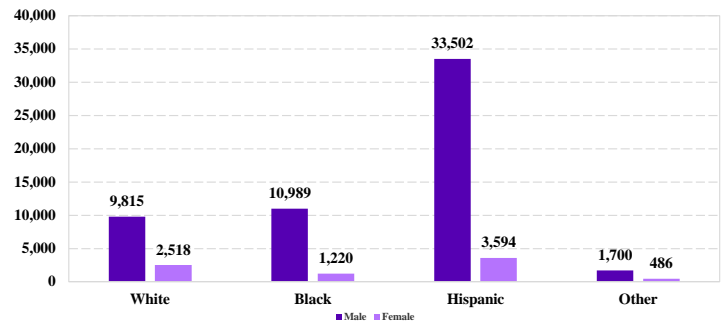
Cases with indeterminable sentence terms are excluded from the calculation of the Mean Sentence or Median Sentence category. Sentences greater than 470 months and probation were included in the sentence average computations as 470 months and zero months, respectively. Cases in the Total Receiving Imprisonment, Total Receiving Probation, and Fine Only categories total 100 percent of all cases. Cases missing information required for a specific analysis were excluded from that analysis. Descriptions of variables used in this analysis are provided in Appendix A.

SOURCE: U.S. Sentencing Commission, 2016 - 2020 Datafiles, USSCFY16 - USSCFY20.

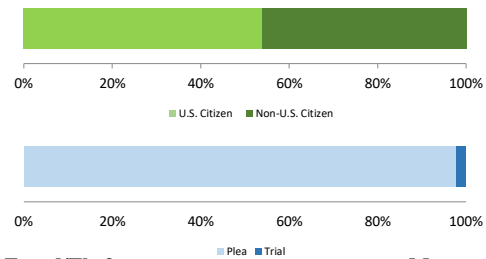
Number of Federal Offenders Over Time



Race and Gender



Citizenship, Guilty Pleas, and Trials



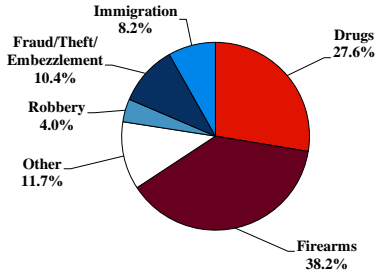
District at a Glance

Northern District of Alabama

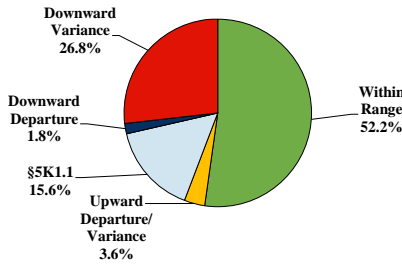
Fiscal Year 2020



Type of Crime



Sentence Imposed Relative to the Guideline Range



SENTENCING INFORMATION BY TYPE OF CRIME

	TOTAL	Immigration	Drug Trafficking	Firearms	Fraud/Theft/Embezzle	Robbery	Child Porn	Money Laundering	All Other
Total	453	37	125	173	47	18	3	9	41
Mean Sentence (months)	60	11	98	46	17	126	58	164	50
Median Sentence (months)	40	7	81	37	16	116	84	126	12

IMPRISONMENT

	TOTAL	Immigration	Drug Trafficking	Firearms	Fraud/Theft/Embezzle	Robbery	Child Porn	Money Laundering	All Other
Total Receiving Imprisonment	398	36	120	154	35	18	3	9	23
Prison Only	384	36	117	147	34	17	3	9	21
Up to 12 Months	48	23	2	10	9	0	1	0	3
13 to 60 Months	193	12	38	100	25	4	0	2	12
61 to 120 Months	86	1	46	29	0	6	2	2	0
Over 120 Months	57	0	31	8	0	7	0	5	6
Prison and Alternatives	14	0	3	7	1	1	0	0	2

PROBATION

	TOTAL	Immigration	Drug Trafficking	Firearms	Fraud/Theft/Embezzle	Robbery	Child Porn	Money Laundering	All Other
Total Receiving Probation	45	1	5	19	11	0	0	0	9
Probation Only	32	1	3	15	5	0	0	0	8
Probation and Alternatives	13	0	2	4	6	0	0	0	1

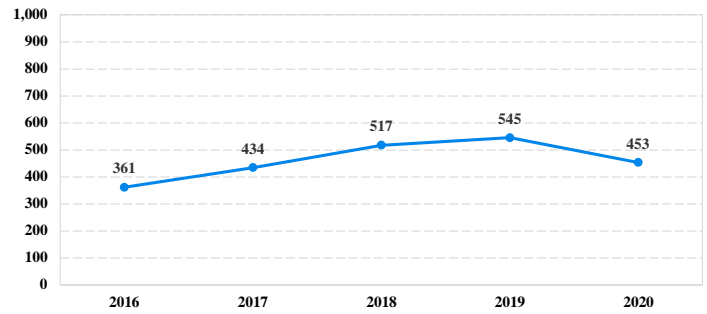
FINE ONLY

	TOTAL	Immigration	Drug Trafficking	Firearms	Fraud/Theft/Embezzle	Robbery	Child Porn	Money Laundering	All Other
Total	10	0	0	0	1	0	0	0	9

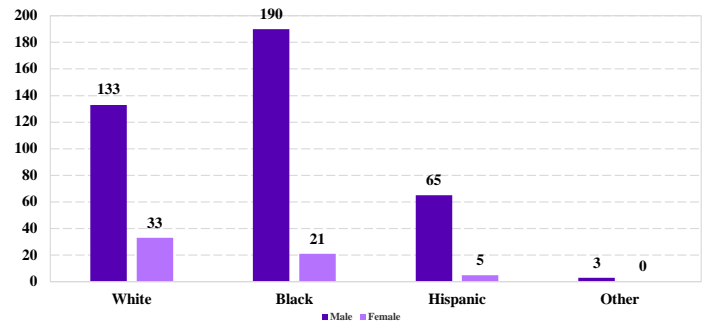
Cases with indeterminable sentence terms are excluded from the calculation of the Mean Sentence or Median Sentence category. Sentences greater than 470 months and probation were included in the sentence average computations as 470 months and zero months, respectively. Cases in the Total Receiving Imprisonment, Total Receiving Probation, and Fine Only categories total 100 percent of all cases. Cases missing information required for a specific analysis were excluded from that analysis. Descriptions of variables used in this analysis are provided in Appendix A.

SOURCE: U.S. Sentencing Commission, 2016 - 2020 Datafiles, USSCFY16 - USSCFY20.

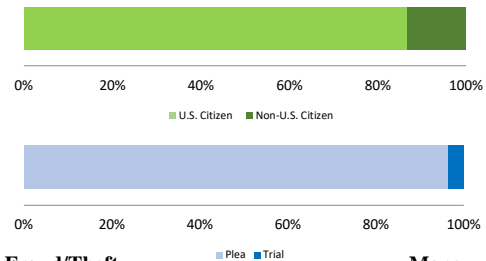
Number of Federal Offenders Over Time



Race and Gender



Citizenship, Guilty Pleas, and Trials



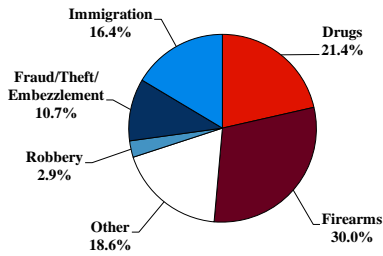
District at a Glance

Middle District of Alabama

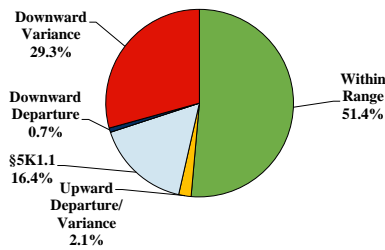
Fiscal Year 2020



Type of Crime



Sentence Imposed Relative to the Guideline Range



SENTENCING INFORMATION BY TYPE OF CRIME

	TOTAL	Immigration	Drug Trafficking	Firearms	Fraud/Theft/Embezzle	Robbery	Child Porn	Money Laundering	All Other
Total	140	23	29	42	15	4	3	1	23
Mean Sentence (months)	51	7	95	55	22	87	108	--	27
Median Sentence (months)	25	5	60	39	12	82	120	--	8

IMPRISONMENT

Total Receiving Imprisonment	129	23	27	41	12	4	3	1	18
Prison Only	122	23	24	38	12	4	3	1	17
Up to 12 Months	35	18	1	3	3	0	0	0	10
13 to 60 Months	47	5	7	23	7	1	0	0	4
61 to 120 Months	27	0	10	9	2	2	2	0	2
Over 120 Months	13	0	6	3	0	1	1	1	1
Prison and Alternatives	7	0	3	3	0	0	0	0	1

PROBATION

Total Receiving Probation	11	0	2	1	3	0	0	0	5
Probation Only	9	0	2	1	1	0	0	0	5
Probation and Alternatives	2	0	0	0	2	0	0	0	0

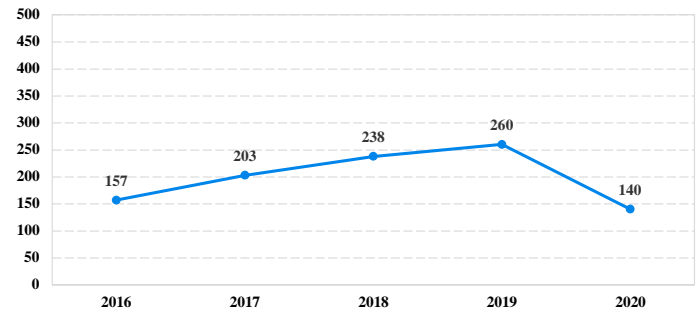
FINE ONLY

Total	0	0	0	0	0	0	0	0	0
--------------	----------	----------	----------	----------	----------	----------	----------	----------	----------

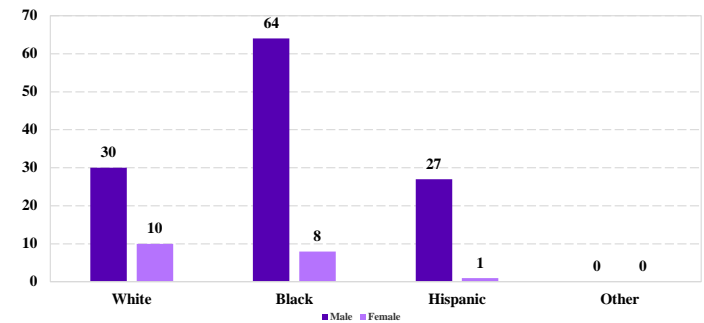
Cases with indeterminable sentence terms are excluded from the calculation of the Mean Sentence or Median Sentence category. Sentences greater than 470 months and probation were included in the sentence average computations as 470 months and zero months, respectively. Cases in the Total Receiving Imprisonment, Total Receiving Probation, and Fine Only categories total 100 percent of all cases. Cases missing information required for a specific analysis were excluded from that analysis. Descriptions of variables used in this analysis are provided in Appendix A.

SOURCE: U.S. Sentencing Commission, 2016 - 2020 Datafiles, USSCFY16 - USSCFY20.

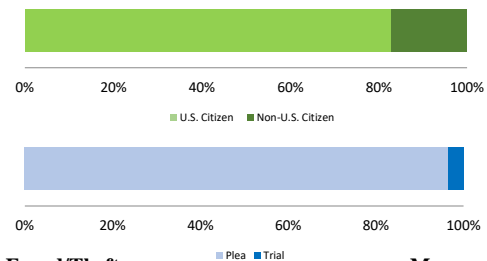
Number of Federal Offenders Over Time



Race and Gender



Citizenship, Guilty Pleas, and Trials



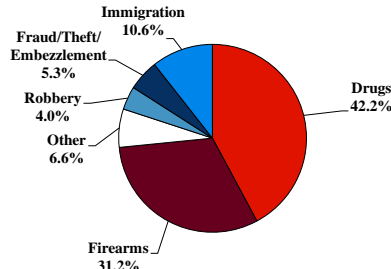
District at a Glance

Southern District of Alabama

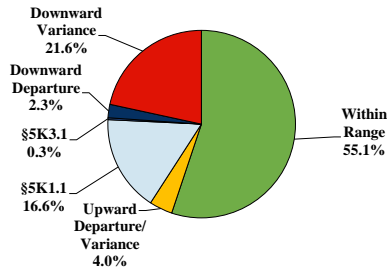
Fiscal Year 2020



Type of Crime



Sentence Imposed Relative to the Guideline Range



SENTENCING INFORMATION BY TYPE OF CRIME

	TOTAL	Immigration	Drug Trafficking	Firearms	Fraud/Theft /Embezzle	Robbery	Child Porn	Money Laundering	All Other
TOTAL	301	32	126	94	16	12	1	2	18
Mean Sentence (months)	64	8	88	51	13	112	--	--	84
Median Sentence (months)	46	5	74	46	2	119	--	--	18

IMPRISONMENT

Total Receiving Imprisonment	280	28	123	92	9	12	1	1	14
Prison Only	273	28	119	90	9	12	1	1	13
Up to 12 Months	50	24	12	9	4	0	0	0	1
13 to 60 Months	112	4	39	55	4	1	1	1	7
61 to 120 Months	71	0	39	22	1	7	0	0	2
Over 120 Months	40	0	29	4	0	4	0	0	3
Prison and Alternatives	7	0	4	2	0	0	0	0	1

PROBATION

Total Receiving Probation	21	4	3	2	7	0	0	1	4
Probation Only	18	4	3	1	6	0	0	1	3
Probation and Alternatives	3	0	0	1	1	0	0	0	1

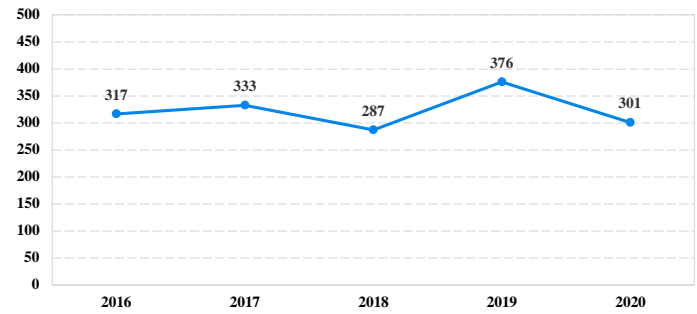
FINE ONLY

TOTAL	0	0	0	0	0	0	0	0	0
--------------	----------	----------	----------	----------	----------	----------	----------	----------	----------

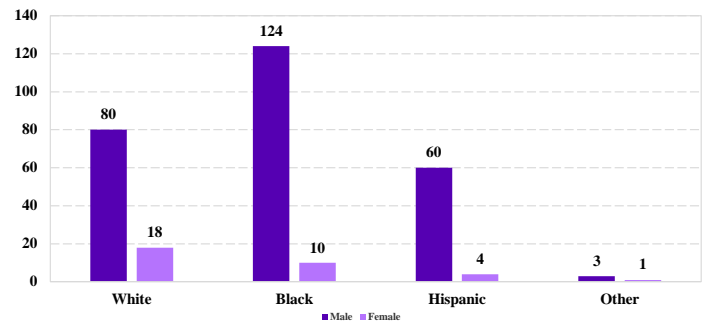
Cases with indeterminable sentence terms are excluded from the calculation of the Mean Sentence or Median Sentence category. Sentences greater than 470 months and probation were included in the sentence average computations as 470 months and zero months, respectively. Cases in the Total Receiving Imprisonment, Total Receiving Probation, and Fine Only categories total 100 percent of all cases. Cases missing information required for a specific analysis were excluded from that analysis. Descriptions of variables used in this analysis are provided in Appendix A.

SOURCE: U.S. Sentencing Commission, 2016 - 2020 Datafiles, USSCFY16 - USSCFY20.

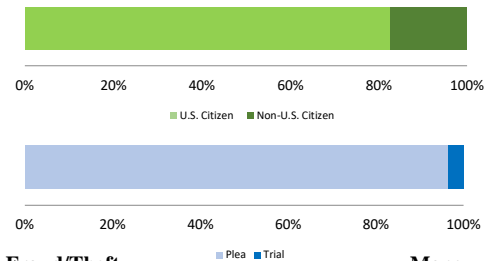
Number of Federal Offenders Over Time



Race and Gender



Citizenship, Guilty Pleas, and Trials



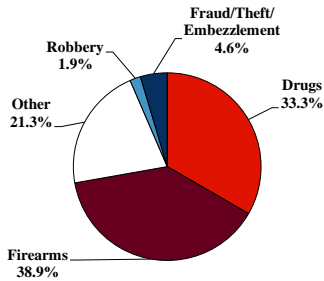
District at a Glance

District of Alaska

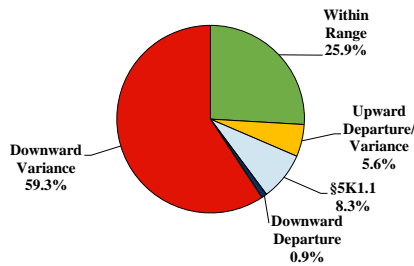
Fiscal Year 2020



Type of Crime



Sentence Imposed Relative to the Guideline Range



SENTENCING INFORMATION BY TYPE OF CRIME

	TOTAL	Immigration	Drug Trafficking	Firearms	Fraud/Theft /Embezzle	Robbery	Child Porn	Money Laundering	All Other
TOTAL	108	0	35	42	5	2	4	6	14
Mean Sentence (months)	55	--	75	44	20	--	73	21	53
Median Sentence (months)	32	--	63	30	10	--	67	18	9

IMPRISONMENT

Total Receiving Imprisonment	99	0	34	41	4	2	4	5	9
Prison Only	90	0	33	37	3	0	4	4	9
Up to 12 Months	13	0	3	2	2	0	0	2	4
13 to 60 Months	46	0	12	26	1	0	2	2	3
61 to 120 Months	22	0	12	8	0	0	2	0	0
Over 120 Months	9	0	6	1	0	0	0	0	2
Prison and Alternatives	9	0	1	4	1	2	0	1	0

PROBATION

Total Receiving Probation	9	0	1	1	1	0	0	1	5
Probation Only	6	0	1	0	1	0	0	1	3
Probation and Alternatives	3	0	0	1	0	0	0	0	2

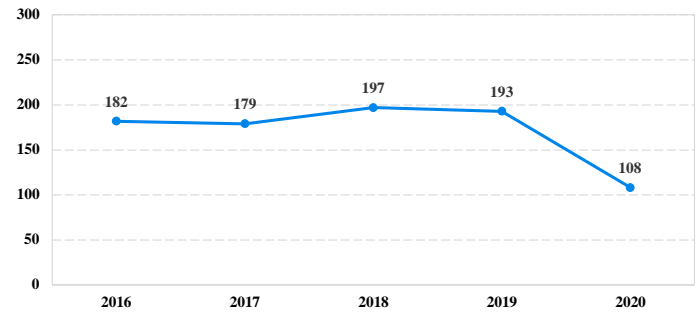
FINE ONLY

FINE ONLY	0	0	0	0	0	0	0	0	0
------------------	----------	----------	----------	----------	----------	----------	----------	----------	----------

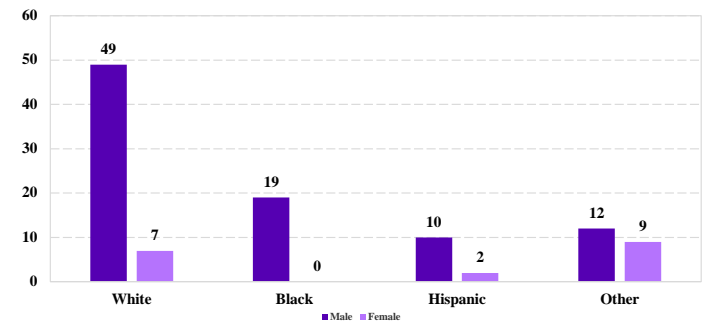
Cases with indeterminable sentence terms are excluded from the calculation of the Mean Sentence or Median Sentence category. Sentences greater than 470 months and probation were included in the sentence average computations as 470 months and zero months, respectively. Cases in the Total Receiving Imprisonment, Total Receiving Probation, and Fine Only categories total 100 percent of all cases. Cases missing information required for a specific analysis were excluded from that analysis. Descriptions of variables used in this analysis are provided in Appendix A.

SOURCE: U.S. Sentencing Commission, 2016 - 2020 Datafiles, USSCFY16 - USSCFY20.

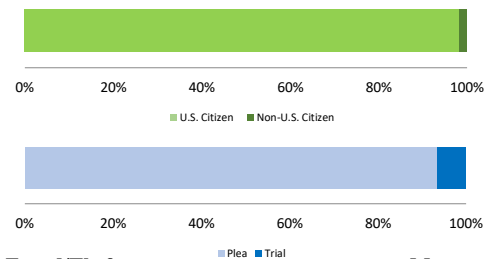
Number of Federal Offenders Over Time



Race and Gender



Citizenship, Guilty Pleas, and Trials



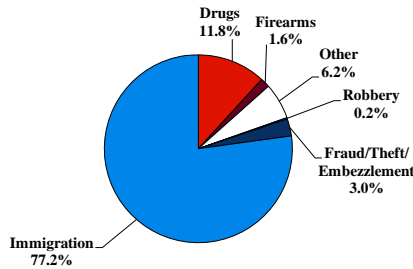
District at a Glance

District of Arizona

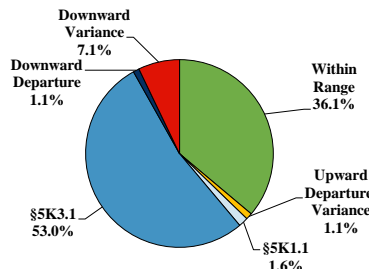
Fiscal Year 2020



Type of Crime



Sentence Imposed Relative to the Guideline Range



SENTENCING INFORMATION BY TYPE OF CRIME

	TOTAL	Immigration	Drug Trafficking	Firearms	Fraud/Theft /Embezzle	Robbery	Child Porn	Money Laundering	All Other
	4,566	3,523	392	74	135	11	17	19	395
Mean Sentence (months)	13	8	28	20	5	101	95	19	32
Median Sentence (months)	6	6	24	13	3	87	97	12	6

IMPRISONMENT

	TOTAL	Immigration	Drug Trafficking	Firearms	Fraud/Theft /Embezzle	Robbery	Child Porn	Money Laundering	All Other
Total Receiving Imprisonment	4,319	3,384	370	59	117	11	17	16	345
Prison Only	4,227	3,353	337	51	115	10	17	14	330
Up to 12 Months	2,935	2,567	54	9	102	0	0	6	197
13 to 60 Months	1,198	780	259	40	13	3	5	7	91
61 to 120 Months	55	5	18	2	0	4	8	1	17
Over 120 Months	39	1	6	0	0	3	4	0	25
Prison and Alternatives	92	31	33	8	2	1	0	2	15

PROBATION

	TOTAL	Immigration	Drug Trafficking	Firearms	Fraud/Theft /Embezzle	Robbery	Child Porn	Money Laundering	All Other
Total Receiving Probation	245	139	22	15	18	0	0	3	48
Probation Only	224	125	20	12	17	0	0	3	47
Probation and Alternatives	21	14	2	3	1	0	0	0	1

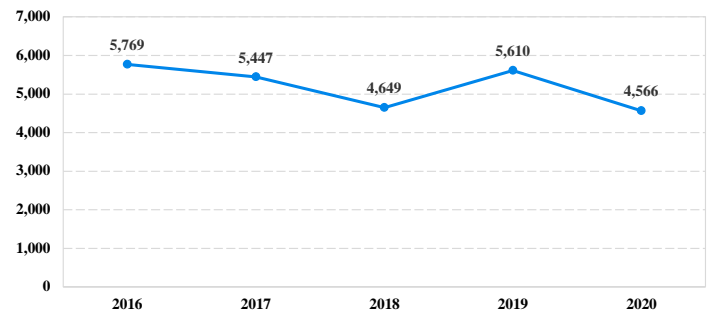
FINE ONLY

	TOTAL	Immigration	Drug Trafficking	Firearms	Fraud/Theft /Embezzle	Robbery	Child Porn	Money Laundering	All Other
	2	0	0	0	0	0	0	0	2

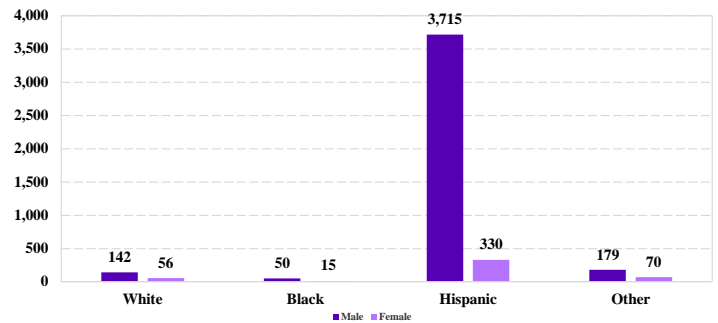
Cases with indeterminable sentence terms are excluded from the calculation of the Mean Sentence or Median Sentence category. Sentences greater than 470 months and probation were included in the sentence average computations as 470 months and zero months, respectively. Cases in the Total Receiving Imprisonment, Total Receiving Probation, and Fine Only categories total 100 percent of all cases. Cases missing information required for a specific analysis were excluded from that analysis. Descriptions of variables used in this analysis are provided in Appendix A.

SOURCE: U.S. Sentencing Commission, 2016 - 2020 Datafiles, USSCFY16 - USSCFY20.

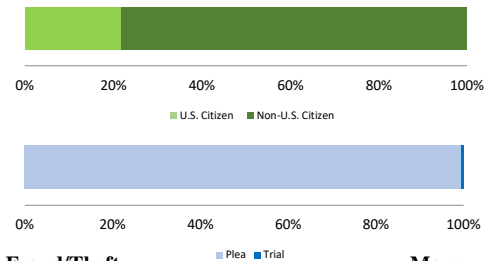
Number of Federal Offenders Over Time



Race and Gender



Citizenship, Guilty Pleas, and Trials



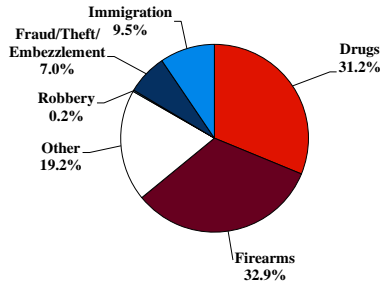
District at a Glance

Eastern District of Arkansas

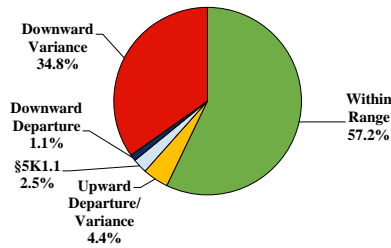
Fiscal Year 2020



Type of Crime



Sentence Imposed Relative to the Guideline Range



SENTENCING INFORMATION BY TYPE OF CRIME

	TOTAL	Immigration	Drug Trafficking	Firearms	Fraud/Theft /Embezzle	Robbery	Child Porn	Money Laundering	All Other
Total	474	45	148	156	33	1	9	0	82
Mean Sentence (months)	51	5	80	59	10	--	119	--	20
Median Sentence (months)	36	0	62	39	0	--	90	--	4

IMPRISONMENT

Total Receiving Imprisonment	429	39	141	150	18	0	9	0	72
Prison Only	427	39	141	149	17	0	9	0	72
Up to 12 Months	103	34	4	4	7	0	0	0	54
13 to 60 Months	186	5	63	95	10	0	1	0	12
61 to 120 Months	93	0	47	36	0	0	6	0	4
Over 120 Months	45	0	27	14	0	0	2	0	2
Prison and Alternatives	2	0	0	1	1	0	0	0	0

PROBATION

Total Receiving Probation	45	6	7	6	15	1	0	0	10
Probation Only	41	6	6	5	14	1	0	0	9
Probation and Alternatives	4	0	1	1	1	0	0	0	1

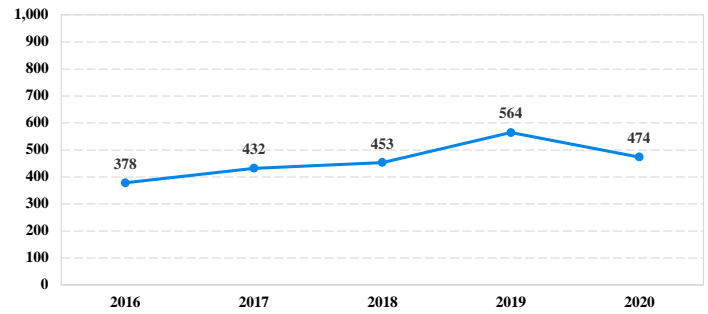
FINE ONLY

Total	0	0	0	0	0	0	0	0	0
--------------	----------	----------	----------	----------	----------	----------	----------	----------	----------

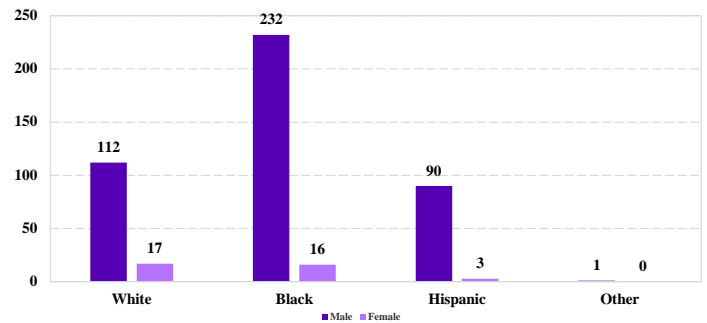
Cases with indeterminable sentence terms are excluded from the calculation of the Mean Sentence or Median Sentence category. Sentences greater than 470 months and probation were included in the sentence average computations as 470 months and zero months, respectively. Cases in the Total Receiving Imprisonment, Total Receiving Probation, and Fine Only categories total 100 percent of all cases. Cases missing information required for a specific analysis were excluded from that analysis. Descriptions of variables used in this analysis are provided in Appendix A.

SOURCE: U.S. Sentencing Commission, 2016 - 2020 Datafiles, USSCFY16 - USSCFY20.

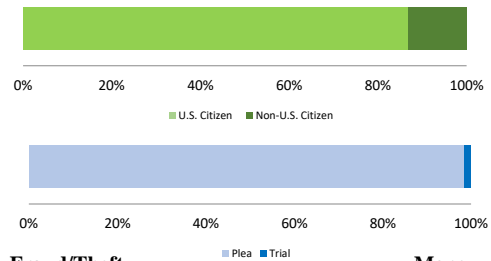
Number of Federal Offenders Over Time



Race and Gender



Citizenship, Guilty Pleas, and Trials



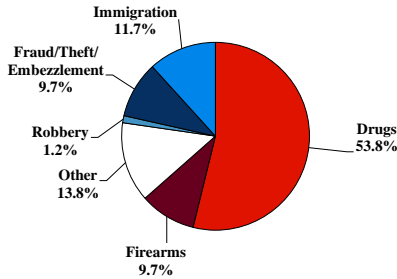
District at a Glance

Western District of Arkansas

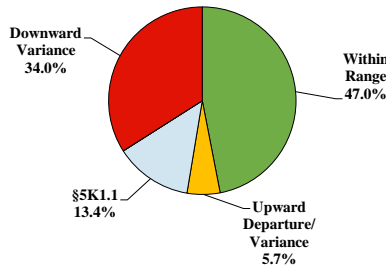
Fiscal Year 2020



Type of Crime



Sentence Imposed Relative to the Guideline Range



SENTENCING INFORMATION BY TYPE OF CRIME

	TOTAL	Immigration	Drug Trafficking	Firearms	Fraud/Theft /Embezzle	Robbery	Child Porn	Money Laundering	All Other
TOTAL	247	29	133	24	24	3	11	1	22
Mean Sentence (months)	77	11	97	77	18	126	87	--	90
Median Sentence (months)	60	9	87	57	12	96	72	--	30

IMPRISONMENT

Total Receiving Imprisonment	230	27	132	24	13	3	11	1	19
Prison Only	227	27	131	24	13	3	11	1	17
Up to 12 Months	34	17	8	3	1	0	0	0	5
13 to 60 Months	76	10	34	10	12	1	3	0	6
61 to 120 Months	65	0	49	7	0	1	6	0	2
Over 120 Months	52	0	40	4	0	1	2	1	4
Prison and Alternatives	3	0	1	0	0	0	0	0	2

PROBATION

Total Receiving Probation	17	2	1	0	11	0	0	0	3
Probation Only	10	2	0	0	7	0	0	0	1
Probation and Alternatives	7	0	1	0	4	0	0	0	2

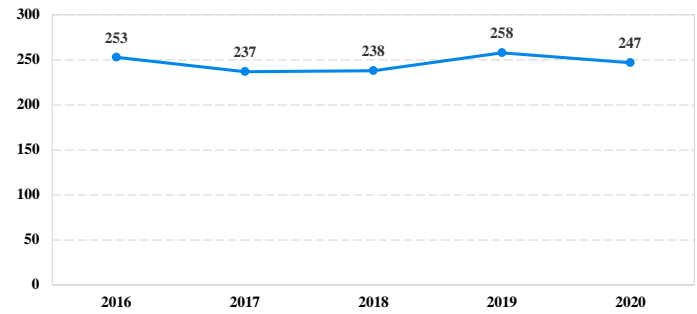
FINE ONLY

FINE ONLY	0	0	0	0	0	0	0	0	0
------------------	----------	----------	----------	----------	----------	----------	----------	----------	----------

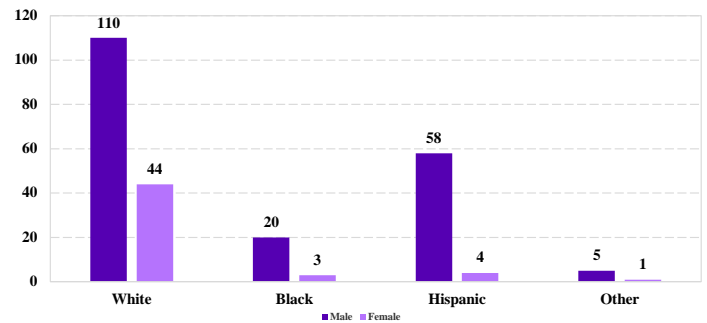
Cases with indeterminable sentence terms are excluded from the calculation of the Mean Sentence or Median Sentence category. Sentences greater than 470 months and probation were included in the sentence average computations as 470 months and zero months, respectively. Cases in the Total Receiving Imprisonment, Total Receiving Probation, and Fine Only categories total 100 percent of all cases. Cases missing information required for a specific analysis were excluded from that analysis. Descriptions of variables used in this analysis are provided in Appendix A.

SOURCE: U.S. Sentencing Commission, 2016 - 2020 Datafiles, USSCFY16 - USSCFY20.

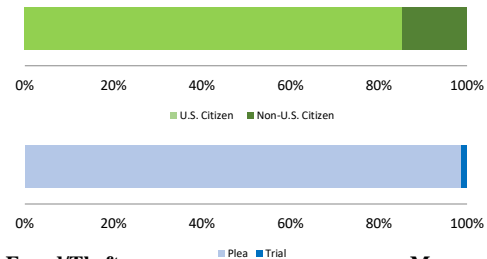
Number of Federal Offenders Over Time



Race and Gender



Citizenship, Guilty Pleas, and Trials



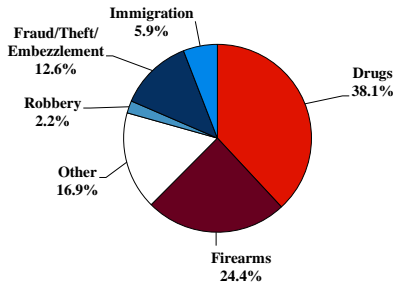
District at a Glance

Northern District of California

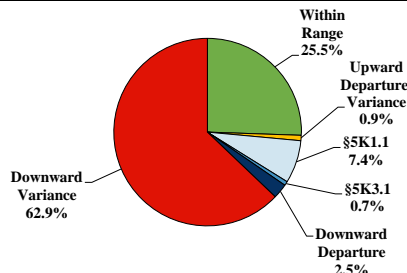
Fiscal Year 2020



Type of Crime



Sentence Imposed Relative to the Guideline Range



SENTENCING INFORMATION BY TYPE OF CRIME

	TOTAL	Immigration	Drug Trafficking	Firearms	Fraud/Theft /Embezzle	Robbery	Child Porn	Money Laundering	All Other
Total	557	33	211	136	70	12	23	6	66
Mean Sentence (months)	34	15	27	28	19	73	63	61	75
Median Sentence (months)	18	13	8	25	12	60	54	22	20

IMPRISONMENT

Total Receiving Imprisonment	489	29	201	123	42	12	22	5	55
Prison Only	464	29	189	115	41	12	21	5	52
Up to 12 Months	142	11	91	17	6	1	0	2	14
13 to 60 Months	232	18	63	87	29	7	11	1	16
61 to 120 Months	69	0	31	11	6	3	8	1	9
Over 120 Months	21	0	4	0	0	1	2	1	13
Prison and Alternatives	25	0	12	8	1	0	1	0	3

PROBATION

Total Receiving Probation	67	4	10	13	28	0	1	1	10
Probation Only	50	3	9	9	19	0	1	1	8
Probation and Alternatives	17	1	1	4	9	0	0	0	2

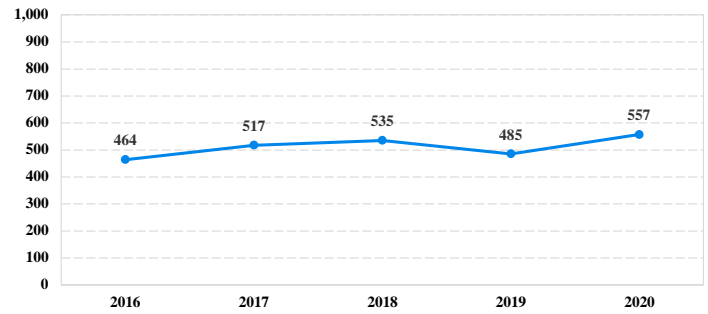
FINE ONLY

Total	1	0	0	0	0	0	0	0	1
--------------	----------	----------	----------	----------	----------	----------	----------	----------	----------

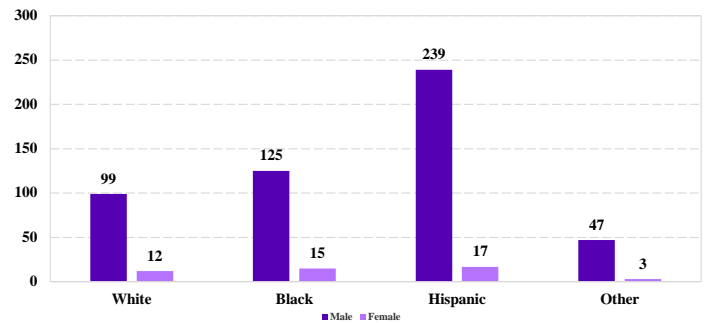
Cases with indeterminable sentence terms are excluded from the calculation of the Mean Sentence or Median Sentence category. Sentences greater than 470 months and probation were included in the sentence average computations as 470 months and zero months, respectively. Cases in the Total Receiving Imprisonment, Total Receiving Probation, and Fine Only categories total 100 percent of all cases. Cases missing information required for a specific analysis were excluded from that analysis. Descriptions of variables used in this analysis are provided in Appendix A.

SOURCE: U.S. Sentencing Commission, 2016 - 2020 Datafiles, USSCFY16 - USSCFY20.

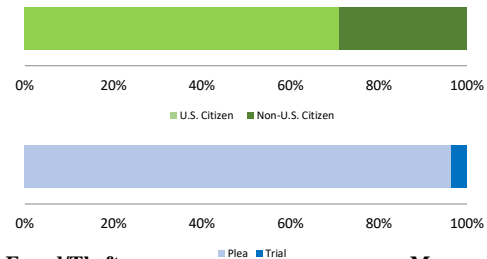
Number of Federal Offenders Over Time



Race and Gender



Citizenship, Guilty Pleas, and Trials



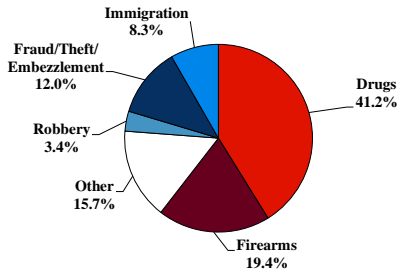
District at a Glance

Eastern District of California

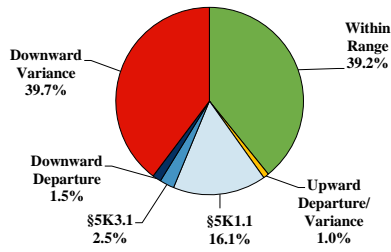
Fiscal Year 2020



Type of Crime



Sentence Imposed Relative to the Guideline Range



SENTENCING INFORMATION BY TYPE OF CRIME

	TOTAL	Immigration	Drug Trafficking	Firearms	Fraud/Theft /Embezzle	Robbery	Child Porn	Money Laundering	All Other
Total	408	34	163	79	49	14	8	8	53
Mean Sentence (months)	54	26	70	43	29	94	133	26	43
Median Sentence (months)	36	23	46	37	15	60	120	18	12

IMPRISONMENT

	TOTAL	Immigration	Drug Trafficking	Firearms	Fraud/Theft /Embezzle	Robbery	Child Porn	Money Laundering	All Other
Total Receiving Imprisonment	357	32	148	73	42	14	8	7	33
Prison Only	347	32	144	73	38	13	8	7	32
Up to 12 Months	52	8	18	9	11	0	0	0	6
13 to 60 Months	184	23	63	44	24	9	0	6	15
61 to 120 Months	72	1	39	19	2	2	5	1	3
Over 120 Months	39	0	24	1	1	2	3	0	8
Prison and Alternatives	10	0	4	0	4	1	0	0	1

PROBATION

	TOTAL	Immigration	Drug Trafficking	Firearms	Fraud/Theft /Embezzle	Robbery	Child Porn	Money Laundering	All Other
Total Receiving Probation	45	2	13	6	6	0	0	1	17
Probation Only	42	0	13	6	6	0	0	1	16
Probation and Alternatives	3	2	0	0	0	0	0	0	1

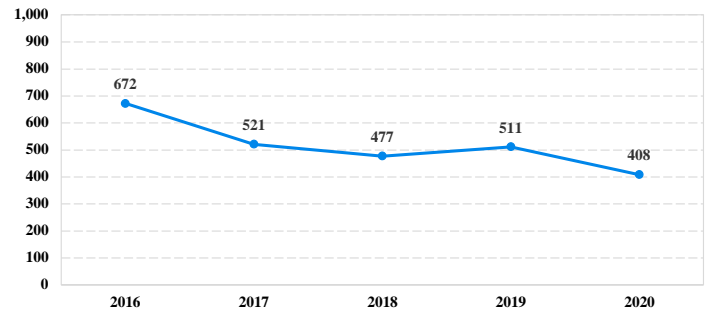
FINE ONLY

	TOTAL	Immigration	Drug Trafficking	Firearms	Fraud/Theft /Embezzle	Robbery	Child Porn	Money Laundering	All Other
Total	6	0	2	0	1	0	0	0	3

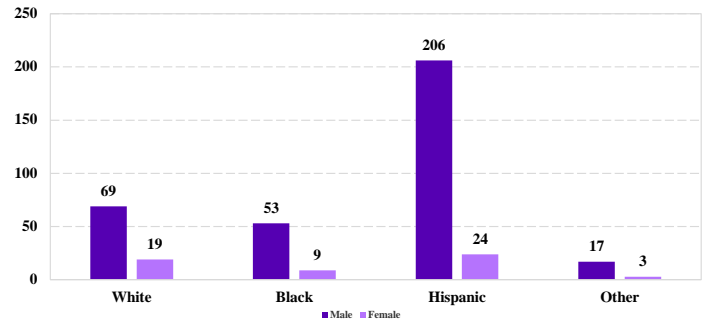
Cases with indeterminable sentence terms are excluded from the calculation of the Mean Sentence or Median Sentence category. Sentences greater than 470 months and probation were included in the sentence average computations as 470 months and zero months, respectively. Cases in the Total Receiving Imprisonment, Total Receiving Probation, and Fine Only categories total 100 percent of all cases. Cases missing information required for a specific analysis were excluded from that analysis. Descriptions of variables used in this analysis are provided in Appendix A.

SOURCE: U.S. Sentencing Commission, 2016 - 2020 Datafiles, USSCFY16 - USSCFY20.

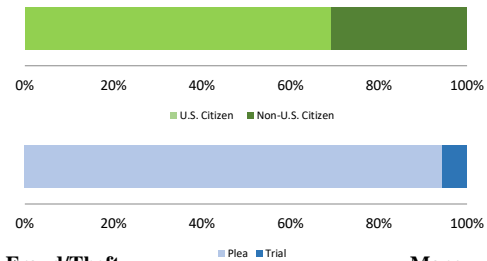
Number of Federal Offenders Over Time



Race and Gender



Citizenship, Guilty Pleas, and Trials



Legend: U.S. Citizen (Green), Non-U.S. Citizen (Dark Green), Plea (Light Blue), Trial (Dark Blue)

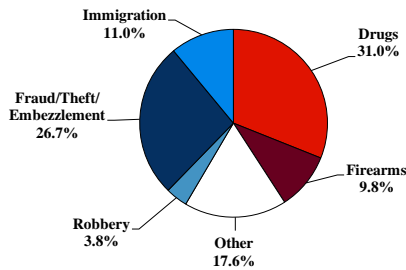
District at a Glance

Central District of California

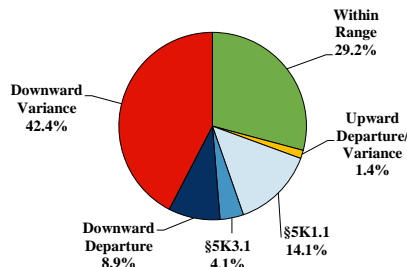
Fiscal Year 2020



Type of Crime



Sentence Imposed Relative to the Guideline Range



SENTENCING INFORMATION BY TYPE OF CRIME

	TOTAL	Immigration	Drug Trafficking	Firearms	Fraud/Theft /Embezzle	Robbery	Child Porn	Money Laundering	All Other
Total	918	101	275	90	245	35	20	20	132
Mean Sentence (months)	44	19	75	25	22	69	57	65	37
Median Sentence (months)	27	18	60	24	12	57	47	41	11

IMPRISONMENT

Total Receiving Imprisonment	762	89	260	81	180	34	20	16	82
Prison Only	720	87	253	76	160	34	20	16	74
Up to 12 Months	103	27	6	14	39	1	1	1	14
13 to 60 Months	410	58	112	60	103	16	12	7	42
61 to 120 Months	146	2	97	2	14	14	6	4	7
Over 120 Months	61	0	38	0	4	3	1	4	11
Prison and Alternatives	42	2	7	5	20	0	0	0	8

PROBATION

Total Receiving Probation	146	12	15	9	65	1	0	4	40
Probation Only	99	10	12	4	40	0	0	2	31
Probation and Alternatives	47	2	3	5	25	1	0	2	9

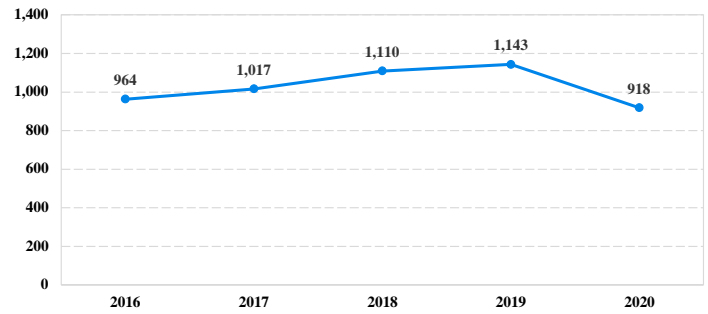
FINE ONLY

Total	10	0	0	0	0	0	0	0	10
--------------	-----------	----------	----------	----------	----------	----------	----------	----------	-----------

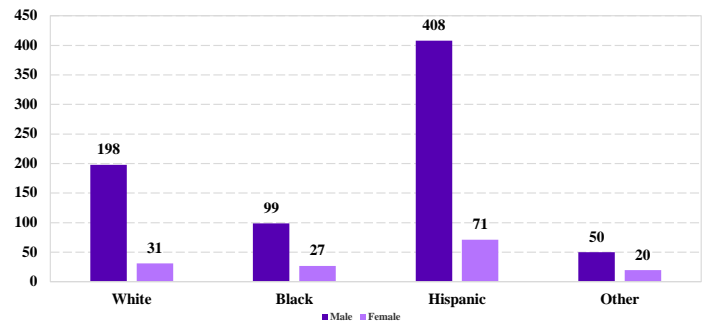
Cases with indeterminable sentence terms are excluded from the calculation of the Mean Sentence or Median Sentence category. Sentences greater than 470 months and probation were included in the sentence average computations as 470 months and zero months, respectively. Cases in the Total Receiving Imprisonment, Total Receiving Probation, and Fine Only categories total 100 percent of all cases. Cases missing information required for a specific analysis were excluded from that analysis. Descriptions of variables used in this analysis are provided in Appendix A.

SOURCE: U.S. Sentencing Commission, 2016 - 2020 Datafiles, USSCFY16 - USSCFY20.

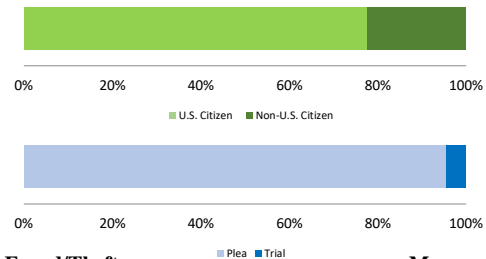
Number of Federal Offenders Over Time



Race and Gender



Citizenship, Guilty Pleas, and Trials



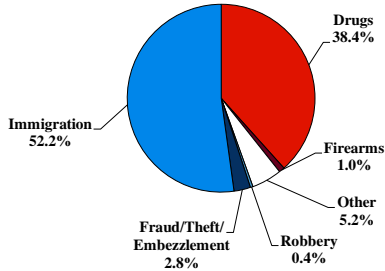
District at a Glance

Southern District of California

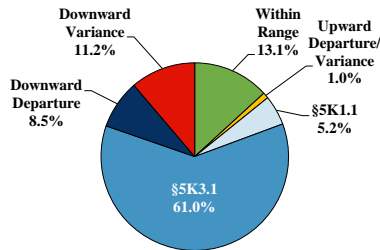
Fiscal Year 2020



Type of Crime



Sentence Imposed Relative to the Guideline Range



SENTENCING INFORMATION BY TYPE OF CRIME

	TOTAL	Immigration	Drug Trafficking	Firearms	Fraud/Theft /Embezzle	Robbery	Child Porn	Money Laundering	All Other
Total	3,499	1,827	1,323	34	99	15	23	64	114
Mean Sentence (months)	21	8	38	33	8	79	57	22	15
Median Sentence (months)	12	6	30	25	6	36	60	11	3

IMPRISONMENT

Total Receiving Imprisonment	3,293	1,696	1,304	33	69	14	22	57	98
Prison Only	3,132	1,632	1,229	32	62	14	22	52	89
Up to 12 Months	1,386	1,166	87	9	34	1	0	23	66
13 to 60 Months	1,500	462	930	16	27	10	14	24	17
61 to 120 Months	220	4	196	7	1	1	7	2	2
Over 120 Months	26	0	16	0	0	2	1	3	4
Prison and Alternatives	161	64	75	1	7	0	0	5	9

PROBATION

Total Receiving Probation	206	131	19	1	30	1	1	7	16
Probation Only	179	122	12	1	24	1	1	4	14
Probation and Alternatives	27	9	7	0	6	0	0	3	2

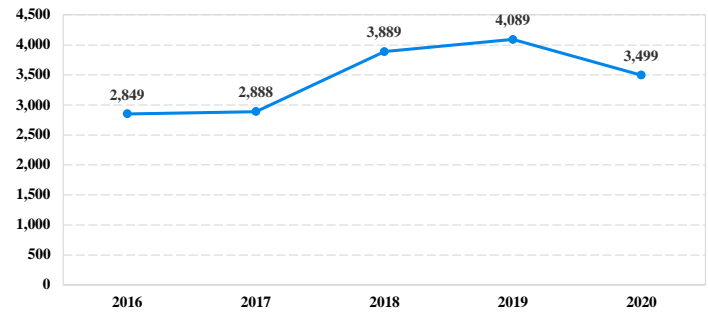
FINE ONLY

Total	0	0	0	0	0	0	0	0	0
--------------	----------	----------	----------	----------	----------	----------	----------	----------	----------

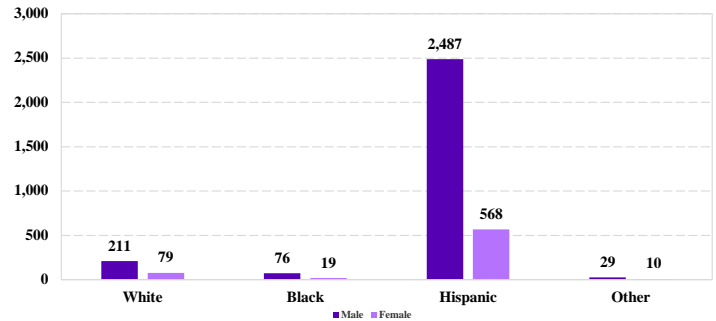
Cases with indeterminable sentence terms are excluded from the calculation of the Mean Sentence or Median Sentence category. Sentences greater than 470 months and probation were included in the sentence average computations as 470 months and zero months, respectively. Cases in the Total Receiving Imprisonment, Total Receiving Probation, and Fine Only categories total 100 percent of all cases. Cases missing information required for a specific analysis were excluded from that analysis. Descriptions of variables used in this analysis are provided in Appendix A.

SOURCE: U.S. Sentencing Commission, 2016 - 2020 Datafiles, USSCFY16 - USSCFY20.

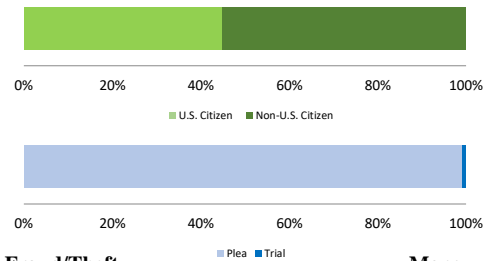
Number of Federal Offenders Over Time



Race and Gender



Citizenship, Guilty Pleas, and Trials



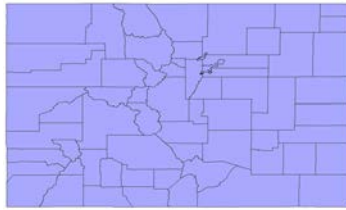
Legend: U.S. Citizen (Green), Non-U.S. Citizen (Dark Green)

Legend: Plea (Blue), Trial (Dark Blue)

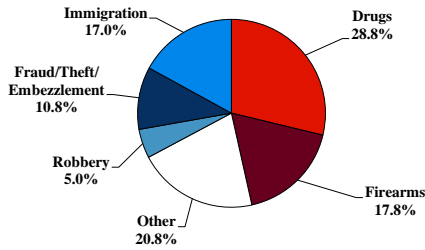
District at a Glance

District of Colorado

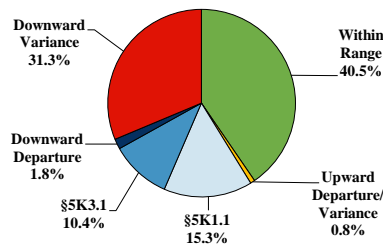
Fiscal Year 2020



Type of Crime



Sentence Imposed Relative to the Guideline Range



SENTENCING INFORMATION BY TYPE OF CRIME

	TOTAL	Immigration	Drug Trafficking	Firearms	Fraud/Theft/Embezzle	Robbery	Child Porn	Money Laundering	All Other
TOTAL	400	68	114	71	43	20	4	8	72
Mean Sentence (months)	49	18	72	47	24	110	119	47	37
Median Sentence (months)	30	12	56	44	12	90	120	50	14

IMPRISONMENT

Total Receiving Imprisonment	362	65	111	67	36	20	4	7	52
Prison Only	353	65	106	67	34	20	4	7	50
Up to 12 Months	66	30	8	2	12	1	0	1	12
13 to 60 Months	185	33	44	54	19	4	1	2	28
61 to 120 Months	66	2	33	10	2	9	2	4	4
Over 120 Months	36	0	21	1	1	6	1	0	6
Prison and Alternatives	9	0	5	0	2	0	0	0	2

PROBATION

Total Receiving Probation	37	3	3	4	7	0	0	1	19
Probation Only	30	2	1	2	6	0	0	1	18
Probation and Alternatives	7	1	2	2	1	0	0	0	1

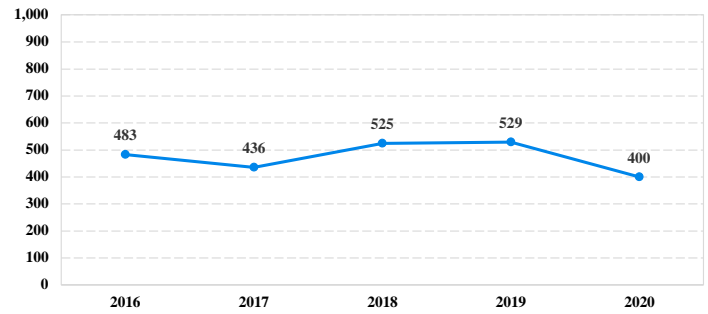
FINE ONLY

FINE ONLY	1	0	0	0	0	0	0	0	1
------------------	----------	----------	----------	----------	----------	----------	----------	----------	----------

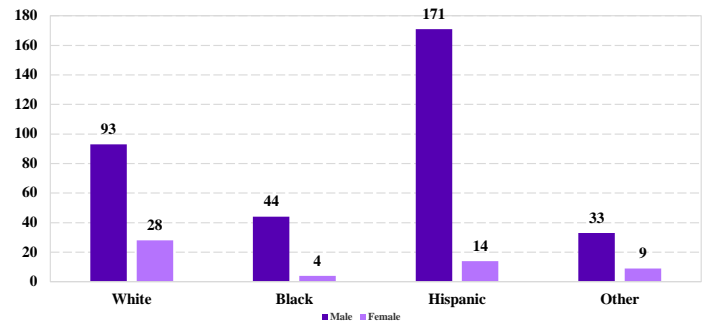
Cases with indeterminable sentence terms are excluded from the calculation of the Mean Sentence or Median Sentence category. Sentences greater than 470 months and probation were included in the sentence average computations as 470 months and zero months, respectively. Cases in the Total Receiving Imprisonment, Total Receiving Probation, and Fine Only categories total 100 percent of all cases. Cases missing information required for a specific analysis were excluded from that analysis. Descriptions of variables used in this analysis are provided in Appendix A.

SOURCE: U.S. Sentencing Commission, 2016 - 2020 Datafiles, USSCFY16 - USSCFY20.

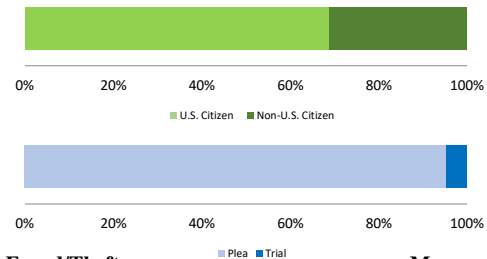
Number of Federal Offenders Over Time



Race and Gender



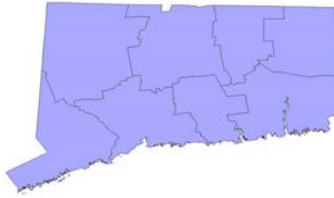
Citizenship, Guilty Pleas, and Trials



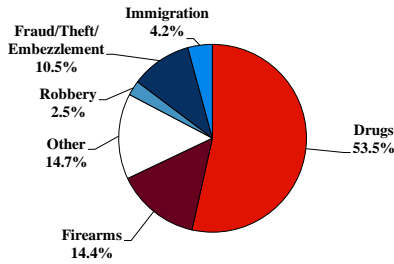
District at a Glance

District of Connecticut

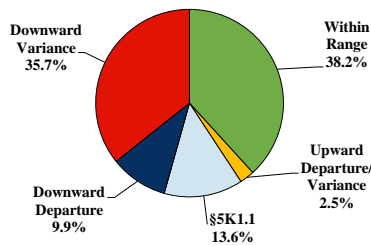
Fiscal Year 2020



Type of Crime



Sentence Imposed Relative to the Guideline Range



SENTENCING INFORMATION BY TYPE OF CRIME

	TOTAL	Immigration	Drug Trafficking	Firearms	Fraud/Theft /Embezzle	Robbery	Child Porn	Money Laundering	All Other
TOTAL	353	15	188	51	37	9	7	4	42
Mean Sentence (months)	47	12	45	32	18	92	82	36	100
Median Sentence (months)	30	9	37	27	12	66	80	18	65

IMPRISONMENT

Total Receiving Imprisonment	325	13	175	51	29	9	7	3	38
Prison Only	300	13	165	42	25	9	6	3	37
Up to 12 Months	53	7	26	5	6	1	0	0	8
13 to 60 Months	163	6	92	33	18	2	2	2	8
61 to 120 Months	57	0	38	4	1	4	3	1	6
Over 120 Months	27	0	9	0	0	2	1	0	15
Prison and Alternatives	25	0	10	9	4	0	1	0	1

PROBATION

Total Receiving Probation	28	2	13	0	8	0	0	1	4
Probation Only	18	2	6	0	6	0	0	1	3
Probation and Alternatives	10	0	7	0	2	0	0	0	1

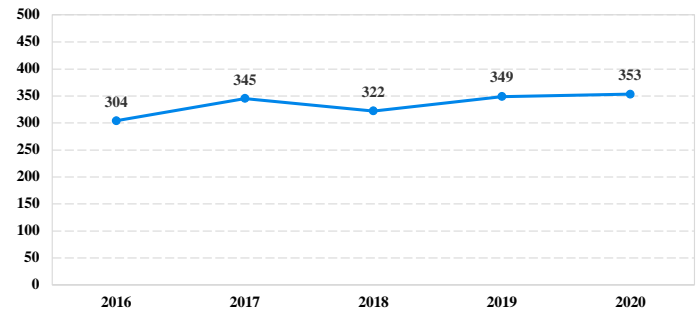
FINE ONLY

FINE ONLY	0	0	0	0	0	0	0	0	0
------------------	----------	----------	----------	----------	----------	----------	----------	----------	----------

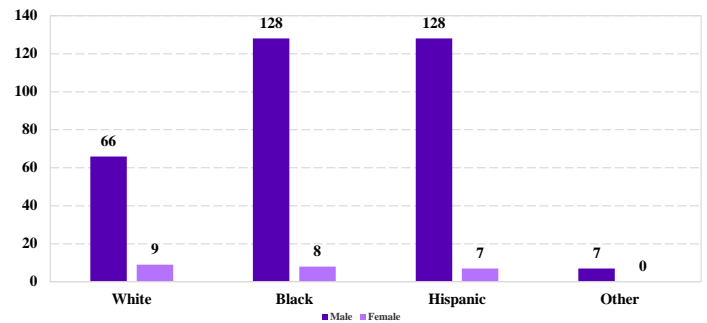
Cases with indeterminable sentence terms are excluded from the calculation of the Mean Sentence or Median Sentence category. Sentences greater than 470 months and probation were included in the sentence average computations as 470 months and zero months, respectively. Cases in the Total Receiving Imprisonment, Total Receiving Probation, and Fine Only categories total 100 percent of all cases. Cases missing information required for a specific analysis were excluded from that analysis. Descriptions of variables used in this analysis are provided in Appendix A.

SOURCE: U.S. Sentencing Commission, 2016 - 2020 Datafiles, USSCFY16 - USSCFY20.

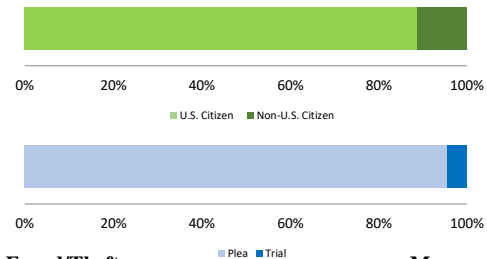
Number of Federal Offenders Over Time



Race and Gender



Citizenship, Guilty Pleas, and Trials



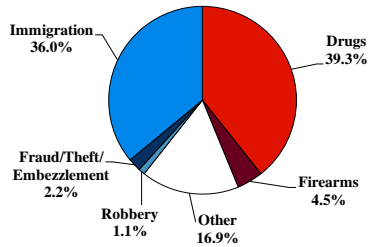
District at a Glance

District of Delaware

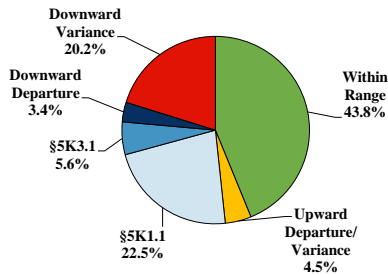
Fiscal Year 2020



Type of Crime



Sentence Imposed Relative to the Guideline Range



SENTENCING INFORMATION BY TYPE OF CRIME

	TOTAL	Immigration	Drug Trafficking	Firearms	Fraud/Theft /Embezzle	Robbery	Child Porn	Money Laundering	All Other
Total	89	32	35	4	2	1	1	0	14
Mean Sentence (months)	34	4	63	53	--	--	--	--	16
Median Sentence (months)	12	3	51	50	--	--	--	--	15

IMPRISONMENT

Total Receiving Imprisonment	83	31	35	3	2	1	1	0	10
Prison Only	79	31	33	3	1	1	1	0	9
Up to 12 Months	36	28	6	0	0	0	0	0	2
13 to 60 Months	27	3	13	2	1	1	0	0	7
61 to 120 Months	13	0	12	1	0	0	0	0	0
Over 120 Months	3	0	2	0	0	0	1	0	0
Prison and Alternatives	4	0	2	0	1	0	0	0	1

PROBATION

Total Receiving Probation	6	1	0	1	0	0	0	0	4
Probation Only	4	1	0	1	0	0	0	0	2
Probation and Alternatives	2	0	0	0	0	0	0	0	2

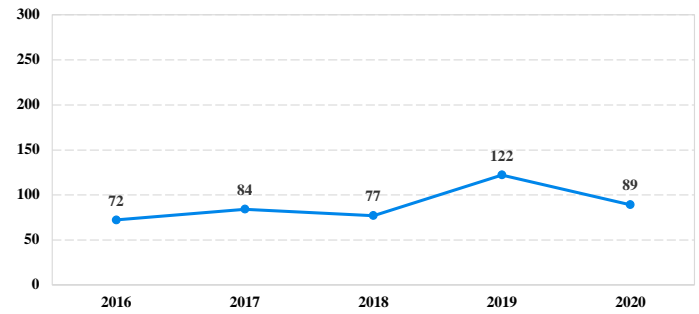
FINE ONLY

Total	0	0	0	0	0	0	0	0	0
--------------	----------	----------	----------	----------	----------	----------	----------	----------	----------

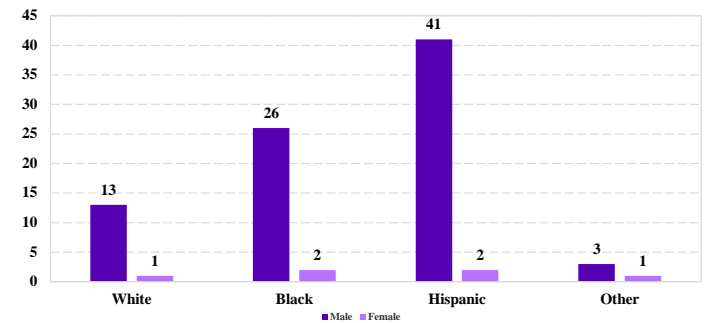
Cases with indeterminable sentence terms are excluded from the calculation of the Mean Sentence or Median Sentence category. Sentences greater than 470 months and probation were included in the sentence average computations as 470 months and zero months, respectively. Cases in the Total Receiving Imprisonment, Total Receiving Probation, and Fine Only categories total 100 percent of all cases. Cases missing information required for a specific analysis were excluded from that analysis. Descriptions of variables used in this analysis are provided in Appendix A.

SOURCE: U.S. Sentencing Commission, 2016 - 2020 Datafiles, USSCFY16 - USSCFY20.

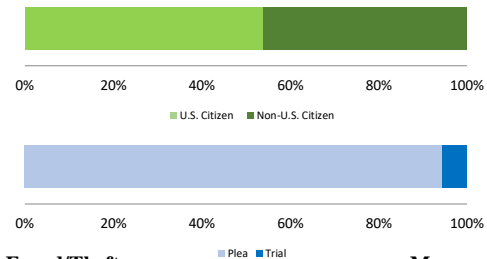
Number of Federal Offenders Over Time



Race and Gender



Citizenship, Guilty Pleas, and Trials



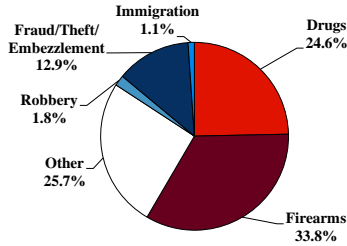
District at a Glance

District of Columbia

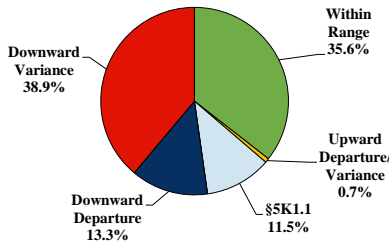
Fiscal Year 2020



Type of Crime



Sentence Imposed Relative to the Guideline Range



SENTENCING INFORMATION BY TYPE OF CRIME

	TOTAL	Immigration	Drug Trafficking	Firearms	Fraud/Theft /Embezzle	Robbery	Child Porn	Money Laundering	All Other
Total	272	3	66	92	35	5	10	4	57
Mean Sentence (months)	37	0	56	34	12	59	88	58	23
Median Sentence (months)	22	0	39	27	8	46	66	47	10

IMPRISONMENT

Total Receiving Imprisonment	243	3	59	90	22	4	10	4	51
Prison Only	230	3	58	83	19	4	10	4	49
Up to 12 Months	52	3	11	9	4	0	0	0	25
13 to 60 Months	134	0	25	65	14	2	5	3	20
61 to 120 Months	30	0	14	8	1	2	3	1	1
Over 120 Months	14	0	8	1	0	0	2	0	3
Prison and Alternatives	13	0	1	7	3	0	0	0	2

PROBATION

Total Receiving Probation	29	0	7	2	13	1	0	0	6
Probation Only	19	0	4	2	10	0	0	0	3
Probation and Alternatives	10	0	3	0	3	1	0	0	3

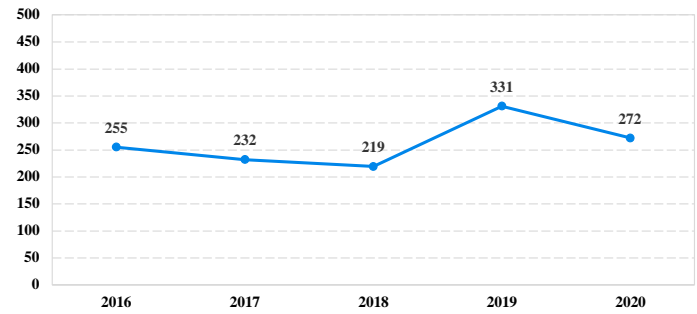
FINE ONLY

Total	0	0	0	0	0	0	0	0	0
--------------	----------	----------	----------	----------	----------	----------	----------	----------	----------

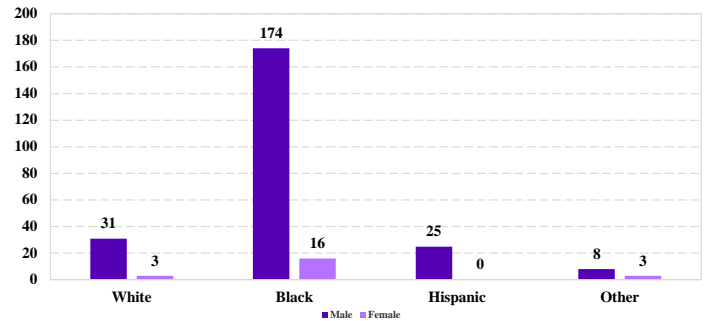
Cases with indeterminable sentence terms are excluded from the calculation of the Mean Sentence or Median Sentence category. Sentences greater than 470 months and probation were included in the sentence average computations as 470 months and zero months, respectively. Cases in the Total Receiving Imprisonment, Total Receiving Probation, and Fine Only categories total 100 percent of all cases. Cases missing information required for a specific analysis were excluded from that analysis. Descriptions of variables used in this analysis are provided in Appendix A.

SOURCE: U.S. Sentencing Commission, 2016 - 2020 Datafiles, USSCFY16 - USSCFY20.

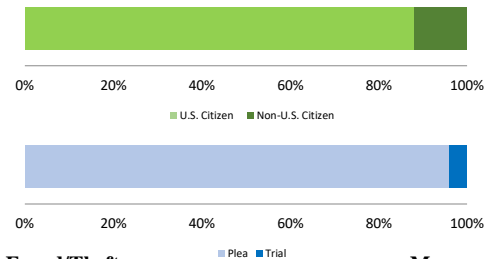
Number of Federal Offenders Over Time



Race and Gender



Citizenship, Guilty Pleas, and Trials



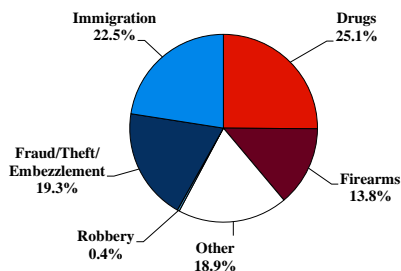
District at a Glance

Northern District of Florida

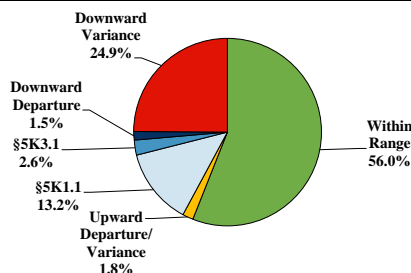
Fiscal Year 2020



Type of Crime



Sentence Imposed Relative to the Guideline Range



SENTENCING INFORMATION BY TYPE OF CRIME

	TOTAL	Immigration	Drug Trafficking	Firearms	Fraud/Theft /Embezzle	Robbery	Child Porn	Money Laundering	All Other
	275	62	64	38	53	1	11	3	43
Mean Sentence (months)	49	8	81	73	15	--	149	103	54
Median Sentence (months)	24	2	62	60	6	--	120	90	12

IMPRISONMENT

Total Receiving Imprisonment	232	62	63	37	23	1	11	3	32
Prison Only	229	62	63	37	22	1	11	3	30
Up to 12 Months	70	51	7	1	3	0	0	0	8
13 to 60 Months	85	11	24	18	18	0	1	1	12
61 to 120 Months	45	0	20	12	1	1	6	1	4
Over 120 Months	29	0	12	6	0	0	4	1	6
Prison and Alternatives	3	0	0	0	1	0	0	0	2

PROBATION

Total Receiving Probation	43	0	1	1	30	0	0	0	11
Probation Only	34	0	1	1	22	0	0	0	10
Probation and Alternatives	9	0	0	0	8	0	0	0	1

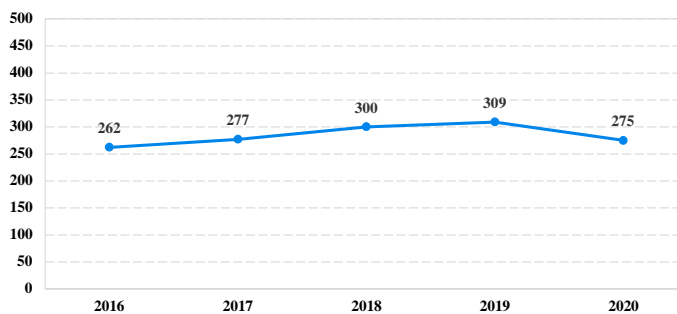
FINE ONLY

Total Receiving Fine Only	0	0	0	0	0	0	0	0	0
----------------------------------	----------	----------	----------	----------	----------	----------	----------	----------	----------

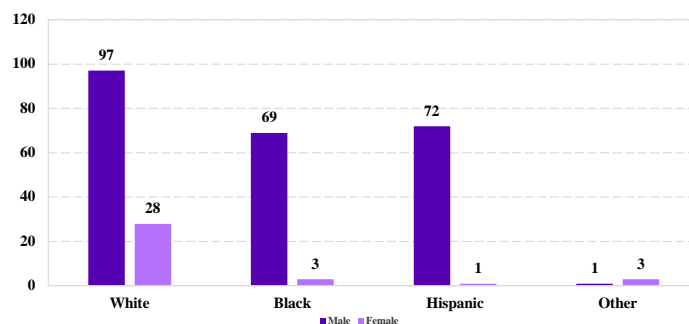
Cases with indeterminable sentence terms are excluded from the calculation of the Mean Sentence or Median Sentence category. Sentences greater than 470 months and probation were included in the sentence average computations as 470 months and zero months, respectively. Cases in the Total Receiving Imprisonment, Total Receiving Probation, and Fine Only categories total 100 percent of all cases. Cases missing information required for a specific analysis were excluded from that analysis. Descriptions of variables used in this analysis are provided in Appendix A.

SOURCE: U.S. Sentencing Commission, 2016 - 2020 Datafiles, USSCFY16 - USSCFY20.

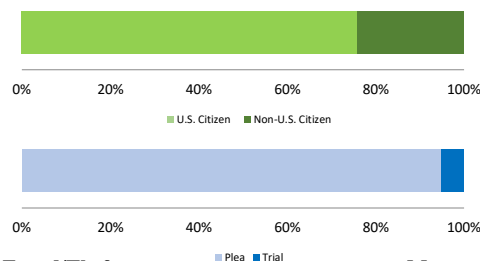
Number of Federal Offenders Over Time



Race and Gender



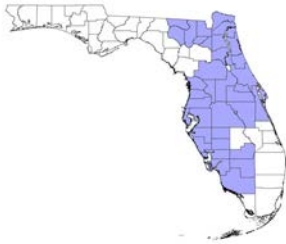
Citizenship, Guilty Pleas, and Trials



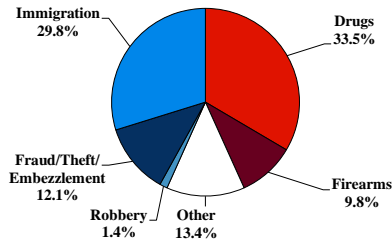
District at a Glance

Middle District of Florida

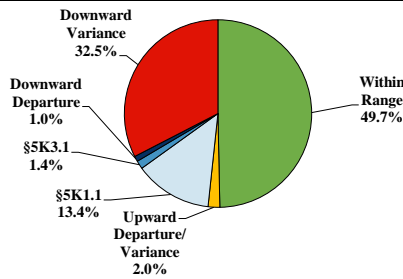
Fiscal Year 2020



Type of Crime



Sentence Imposed Relative to the Guideline Range



SENTENCING INFORMATION BY TYPE OF CRIME

	TOTAL	Immigration	Drug Trafficking	Firearms	Fraud/Theft /Embezzle	Robbery	Child Porn	Money Laundering	All Other
Total	1,222	364	409	120	148	17	32	16	116
Mean Sentence (months)	60	5	96	74	21	118	130	55	112
Median Sentence (months)	24	0	87	57	11	96	108	25	35

IMPRISONMENT

Total Receiving Imprisonment	1,045	279	403	113	91	16	32	13	98
Prison Only	1,033	279	402	110	85	16	32	13	96
Up to 12 Months	275	223	11	9	18	0	0	1	13
13 to 60 Months	359	55	129	55	55	6	9	10	40
61 to 120 Months	209	1	154	22	9	3	12	0	8
Over 120 Months	190	0	108	24	3	7	11	2	35
Prison and Alternatives	12	0	1	3	6	0	0	0	2

PROBATION

Total Receiving Probation	177	85	6	7	57	1	0	3	18
Probation Only	131	85	2	0	35	1	0	0	8
Probation and Alternatives	46	0	4	7	22	0	0	3	10

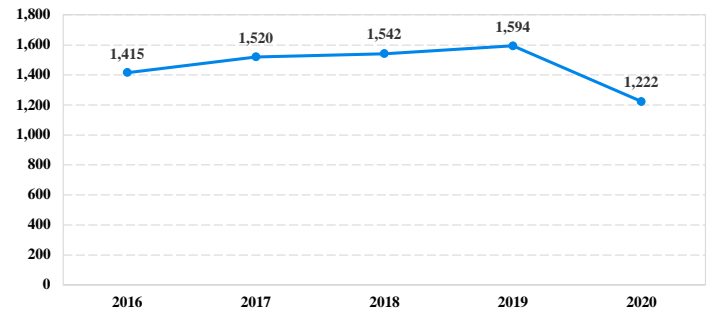
FINE ONLY

Total	0	0	0	0	0	0	0	0	0
--------------	----------	----------	----------	----------	----------	----------	----------	----------	----------

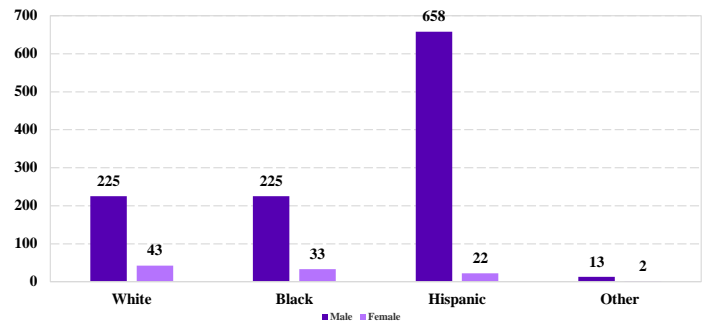
Cases with indeterminable sentence terms are excluded from the calculation of the Mean Sentence or Median Sentence category. Sentences greater than 470 months and probation were included in the sentence average computations as 470 months and zero months, respectively. Cases in the Total Receiving Imprisonment, Total Receiving Probation, and Fine Only categories total 100 percent of all cases. Cases missing information required for a specific analysis were excluded from that analysis. Descriptions of variables used in this analysis are provided in Appendix A.

SOURCE: U.S. Sentencing Commission, 2016 - 2020 Datafiles, USSCFY16 - USSCFY20.

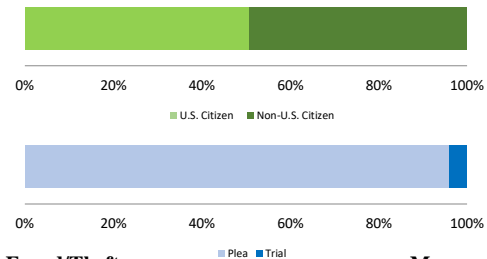
Number of Federal Offenders Over Time



Race and Gender



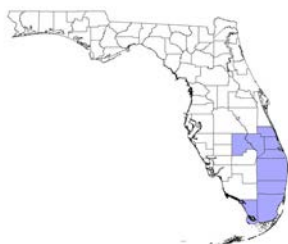
Citizenship, Guilty Pleas, and Trials



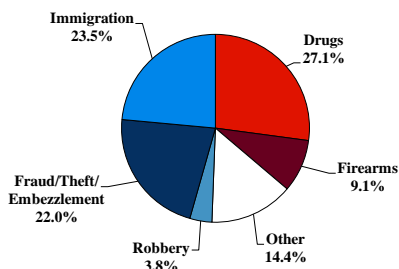
District at a Glance

Southern District of Florida

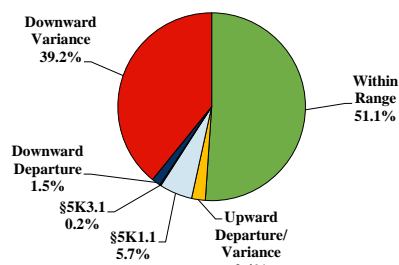
Fiscal Year 2020



Type of Crime



Sentence Imposed Relative to the Guideline Range



SENTENCING INFORMATION BY TYPE OF CRIME

	TOTAL	Immigration	Drug Trafficking	Firearms	Fraud/Theft /Embezzle	Robbery	Child Porn	Money Laundering	All Other
Total	1,326	312	359	121	292	51	19	50	122
Mean Sentence (months)	46	6	73	66	33	89	68	41	63
Median Sentence (months)	24	2	60	46	24	65	60	34	18

IMPRISONMENT

	TOTAL	Immigration	Drug Trafficking	Firearms	Fraud/Theft /Embezzle	Robbery	Child Porn	Money Laundering	All Other
Total Receiving Imprisonment	1,234	300	352	112	246	51	19	45	109
Prison Only	1,191	293	343	108	233	47	19	41	107
Up to 12 Months	338	240	22	8	23	0	1	9	35
13 to 60 Months	538	51	159	56	172	22	11	22	45
61 to 120 Months	201	1	104	28	33	14	6	6	9
Over 120 Months	114	1	58	16	5	11	1	4	18
Prison and Alternatives	43	7	9	4	13	4	0	4	2

PROBATION

	TOTAL	Immigration	Drug Trafficking	Firearms	Fraud/Theft /Embezzle	Robbery	Child Porn	Money Laundering	All Other
Total Receiving Probation	92	12	7	9	46	0	0	5	13
Probation Only	43	6	3	3	24	0	0	2	5
Probation and Alternatives	49	6	4	6	22	0	0	3	8

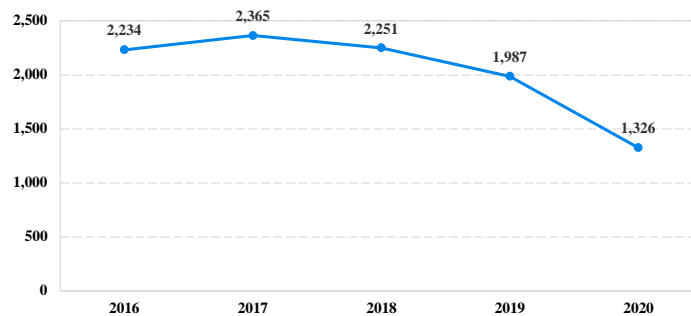
FINE ONLY

	TOTAL	Immigration	Drug Trafficking	Firearms	Fraud/Theft /Embezzle	Robbery	Child Porn	Money Laundering	All Other
Total	0	0	0	0	0	0	0	0	0

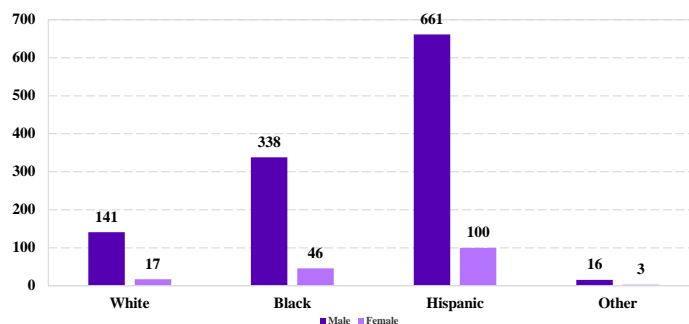
Cases with indeterminable sentence terms are excluded from the calculation of the Mean Sentence or Median Sentence category. Sentences greater than 470 months and probation were included in the sentence average computations as 470 months and zero months, respectively. Cases in the Total Receiving Imprisonment, Total Receiving Probation, and Fine Only categories total 100 percent of all cases. Cases missing information required for a specific analysis were excluded from that analysis. Descriptions of variables used in this analysis are provided in Appendix A.

SOURCE: U.S. Sentencing Commission, 2016 - 2020 Datafiles, USSCFY16 - USSCFY20.

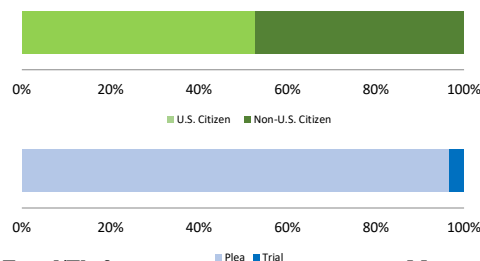
Number of Federal Offenders Over Time



Race and Gender



Citizenship, Guilty Pleas, and Trials



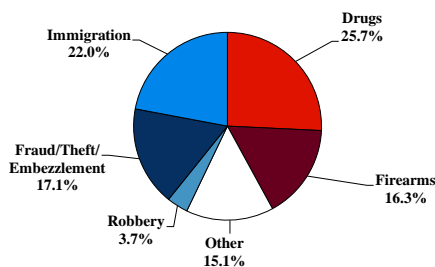
District at a Glance

Northern District of Georgia

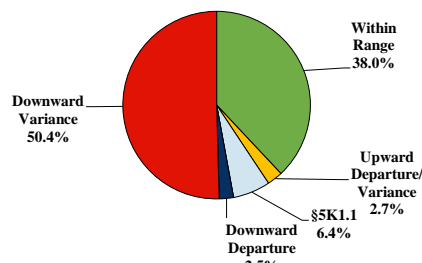
Fiscal Year 2020



Type of Crime



Sentence Imposed Relative to the Guideline Range



SENTENCING INFORMATION BY TYPE OF CRIME

	TOTAL	Immigration	Drug Trafficking	Firearms	Fraud/Theft /Embezzle	Robbery	Child Porn	Money Laundering	All Other
TOTAL	490	108	126	80	84	18	6	11	57
Mean Sentence (months)	62	7	109	59	30	139	54	33	92
Median Sentence (months)	30	4	97	47	20	129	42	30	18

IMPRISONMENT

Total Receiving Imprisonment	453	106	126	74	73	18	6	9	41
Prison Only	438	106	126	73	65	15	6	9	38
Up to 12 Months	112	85	0	10	9	1	0	2	5
13 to 60 Months	169	21	32	39	48	4	5	6	14
61 to 120 Months	84	0	53	17	6	2	1	1	4
Over 120 Months	73	0	41	7	2	8	0	0	15
Prison and Alternatives	15	0	0	1	8	3	0	0	3

PROBATION

Total Receiving Probation	36	2	0	6	10	0	0	2	16
Probation Only	21	1	0	4	5	0	0	0	11
Probation and Alternatives	15	1	0	2	5	0	0	2	5

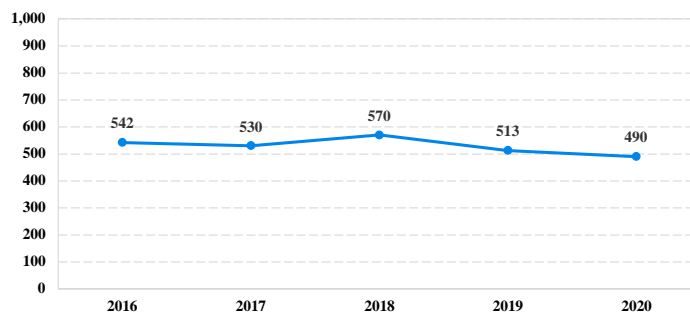
FINE ONLY

FINE ONLY	1	0	0	0	1	0	0	0	0
------------------	----------	----------	----------	----------	----------	----------	----------	----------	----------

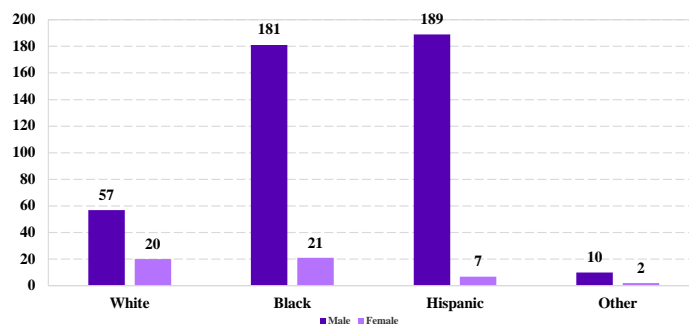
Cases with indeterminable sentence terms are excluded from the calculation of the Mean Sentence or Median Sentence category. Sentences greater than 470 months and probation were included in the sentence average computations as 470 months and zero months, respectively. Cases in the Total Receiving Imprisonment, Total Receiving Probation, and Fine Only categories total 100 percent of all cases. Cases missing information required for a specific analysis were excluded from that analysis. Descriptions of variables used in this analysis are provided in Appendix A.

SOURCE: U.S. Sentencing Commission, 2016 - 2020 Datafiles, USSCFY16 - USSCFY20.

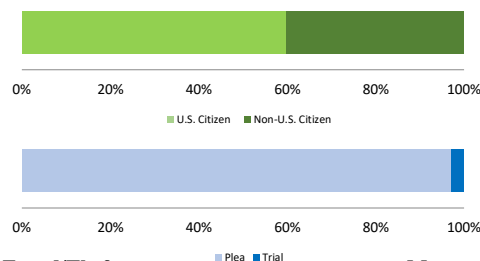
Number of Federal Offenders Over Time



Race and Gender



Citizenship, Guilty Pleas, and Trials



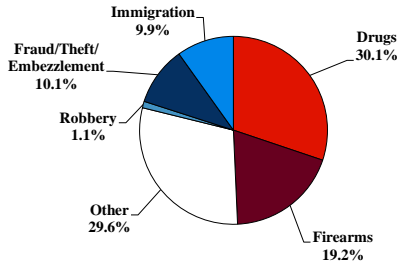
District at a Glance

Middle District of Georgia

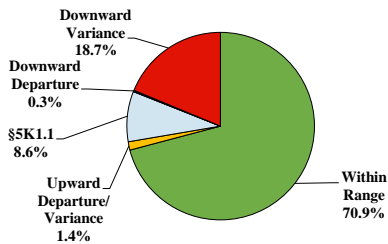
Fiscal Year 2020



Type of Crime



Sentence Imposed Relative to the Guideline Range



SENTENCING INFORMATION BY TYPE OF CRIME

	TOTAL	Immigration	Drug Trafficking	Firearms	Fraud/Theft /Embezzle	Robbery	Child Porn	Money Laundering	All Other
	355	35	100	68	36	4	5	0	107
Mean Sentence (months)	51	7	100	68	18	105	101	--	15
Median Sentence (months)	24	3	84	60	6	83	120	--	0

IMPRISONMENT

Total Receiving Imprisonment	257	35	95	65	21	4	5	0	32
Prison Only	256	35	95	65	21	4	5	0	31
Up to 12 Months	53	28	3	4	9	0	0	0	9
13 to 60 Months	101	7	32	32	10	2	2	0	16
61 to 120 Months	57	0	28	23	2	0	1	0	3
Over 120 Months	45	0	32	6	0	2	2	0	3
Prison and Alternatives	1	0	0	0	0	0	0	0	1

PROBATION

Total Receiving Probation	58	0	5	3	10	0	0	0	40
Probation Only	50	0	4	2	9	0	0	0	35
Probation and Alternatives	8	0	1	1	1	0	0	0	5

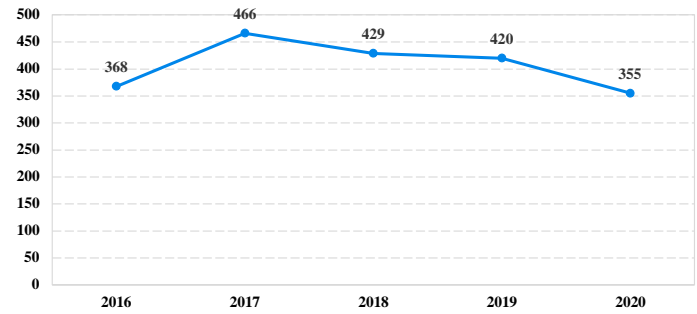
FINE ONLY

FINE ONLY	40	0	0	0	5	0	0	0	35
------------------	-----------	----------	----------	----------	----------	----------	----------	----------	-----------

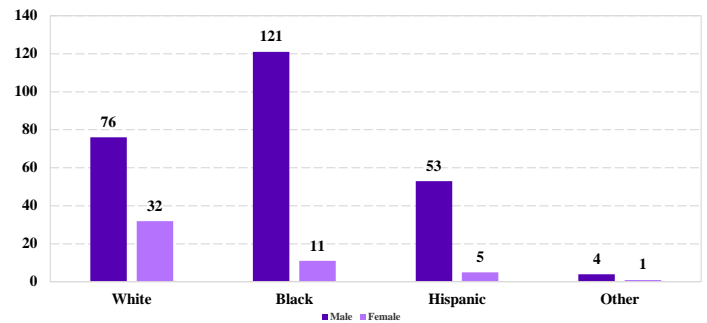
Cases with indeterminable sentence terms are excluded from the calculation of the Mean Sentence or Median Sentence category. Sentences greater than 470 months and probation were included in the sentence average computations as 470 months and zero months, respectively. Cases in the Total Receiving Imprisonment, Total Receiving Probation, and Fine Only categories total 100 percent of all cases. Cases missing information required for a specific analysis were excluded from that analysis. Descriptions of variables used in this analysis are provided in Appendix A.

SOURCE: U.S. Sentencing Commission, 2016 - 2020 Datafiles, USSCFY16 - USSCFY20.

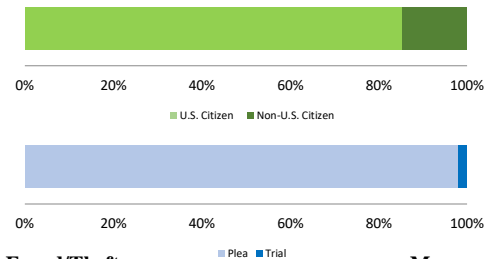
Number of Federal Offenders Over Time



Race and Gender



Citizenship, Guilty Pleas, and Trials



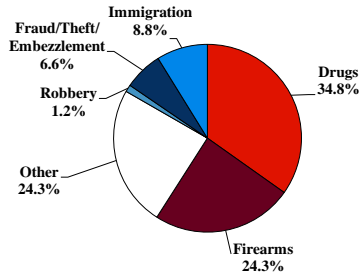
District at a Glance

Southern District of Georgia

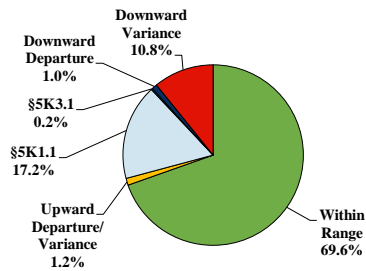
Fiscal Year 2020



Type of Crime



Sentence Imposed Relative to the Guideline Range



SENTENCING INFORMATION BY TYPE OF CRIME

	TOTAL	Immigration	Drug Trafficking	Firearms	Fraud/Theft /Embezzle	Robbery	Child Porn	Money Laundering	All Other
Total	408	36	139	99	27	5	9	5	88
Mean Sentence (months)	61	4	89	61	27	152	92	73	41
Median Sentence (months)	42	3	78	57	12	106	78	30	2

IMPRISONMENT

Total Receiving Imprisonment	365	36	135	98	16	5	9	4	62
Prison Only	360	36	132	98	15	5	9	4	61
Up to 12 Months	76	34	6	2	1	0	0	0	33
13 to 60 Months	134	2	44	59	12	1	3	2	11
61 to 120 Months	89	0	41	33	1	2	4	1	7
Over 120 Months	61	0	41	4	1	2	2	1	10
Prison and Alternatives	5	0	3	0	1	0	0	0	1

PROBATION

Total Receiving Probation	40	0	4	1	11	0	0	1	23
Probation Only	34	0	4	1	10	0	0	1	18
Probation and Alternatives	6	0	0	0	1	0	0	0	5

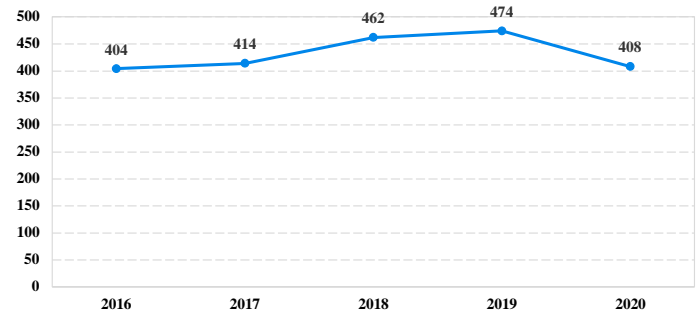
FINE ONLY

Total	3	0	0	0	0	0	0	0	3
--------------	----------	----------	----------	----------	----------	----------	----------	----------	----------

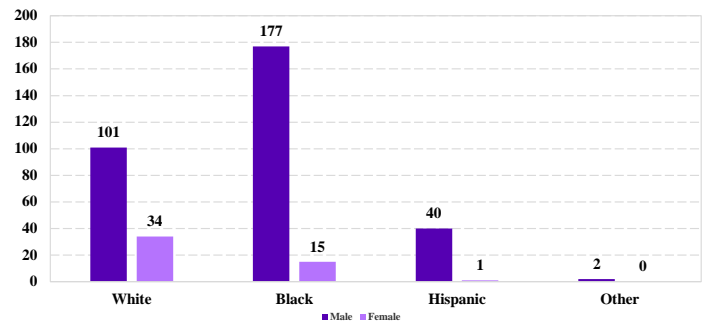
Cases with indeterminable sentence terms are excluded from the calculation of the Mean Sentence or Median Sentence category. Sentences greater than 470 months and probation were included in the sentence average computations as 470 months and zero months, respectively. Cases in the Total Receiving Imprisonment, Total Receiving Probation, and Fine Only categories total 100 percent of all cases. Cases missing information required for a specific analysis were excluded from that analysis. Descriptions of variables used in this analysis are provided in Appendix A.

SOURCE: U.S. Sentencing Commission, 2016 - 2020 Datafiles, USSCFY16 - USSCFY20.

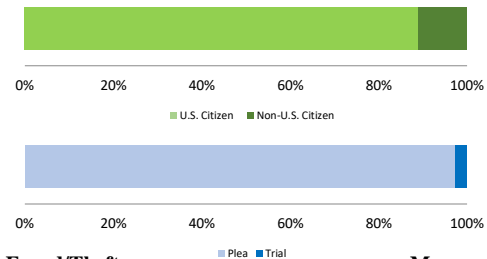
Number of Federal Offenders Over Time



Race and Gender



Citizenship, Guilty Pleas, and Trials



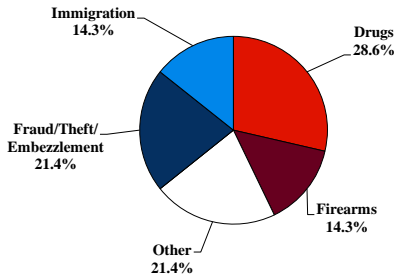
District at a Glance

District of Guam

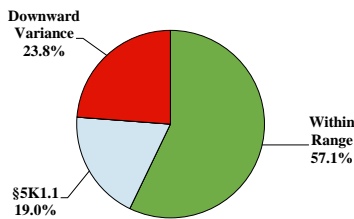
Fiscal Year 2020



Type of Crime



Sentence Imposed Relative to the Guideline Range



SENTENCING INFORMATION BY TYPE OF CRIME

	TOTAL	Immigration	Drug Trafficking	Firearms	Fraud/Theft /Embezzle	Robbery	Child Porn	Money Laundering	All Other
	42	6	12	6	9	0	0	3	6
Mean Sentence (months)	31	1	74	12	1	--	--	49	28
Median Sentence (months)	10	0	48	10	0	--	--	63	11

IMPRISONMENT

Total Receiving Imprisonment	32	6	12	6	1	0	0	2	5
Prison Only	32	6	12	6	1	0	0	2	5
Up to 12 Months	13	6	1	4	0	0	0	0	2
13 to 60 Months	13	0	8	2	1	0	0	0	2
61 to 120 Months	5	0	2	0	0	0	0	2	1
Over 120 Months	1	0	1	0	0	0	0	0	0
Prison and Alternatives	0	0	0	0	0	0	0	0	0

PROBATION

Total Receiving Probation	10	0	0	0	8	0	0	1	1
Probation Only	9	0	0	0	8	0	0	0	1
Probation and Alternatives	1	0	0	0	0	0	0	1	0

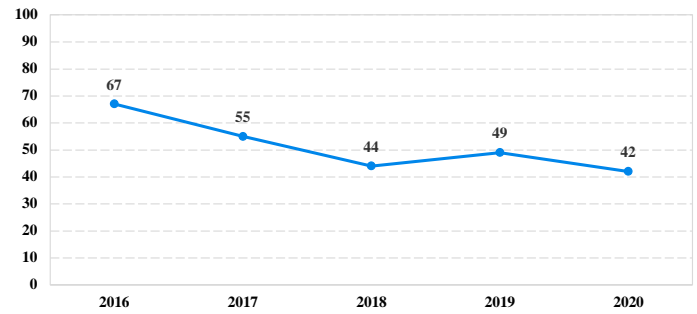
FINE ONLY

FINE ONLY	0	0	0	0	0	0	0	0	0
------------------	----------	----------	----------	----------	----------	----------	----------	----------	----------

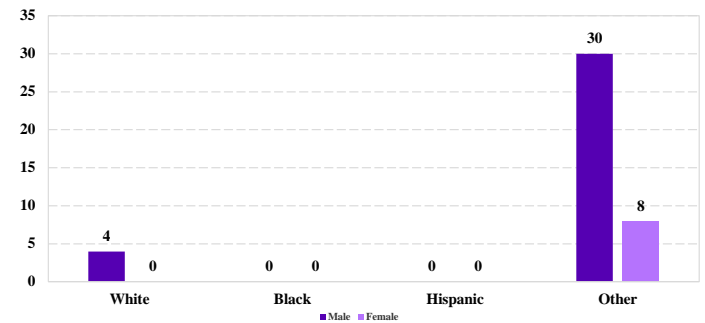
Cases with indeterminable sentence terms are excluded from the calculation of the Mean Sentence or Median Sentence category. Sentences greater than 470 months and probation were included in the sentence average computations as 470 months and zero months, respectively. Cases in the Total Receiving Imprisonment, Total Receiving Probation, and Fine Only categories total 100 percent of all cases. Cases missing information required for a specific analysis were excluded from that analysis. Descriptions of variables used in this analysis are provided in Appendix A.

SOURCE: U.S. Sentencing Commission, 2016 - 2020 Datafiles, USSCFY16 - USSCFY20.

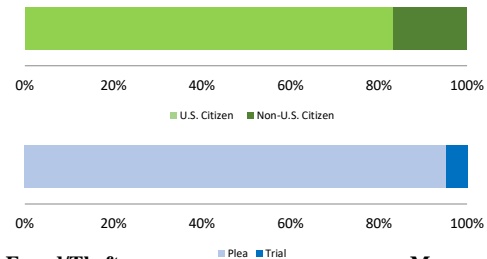
Number of Federal Offenders Over Time



Race and Gender



Citizenship, Guilty Pleas, and Trials



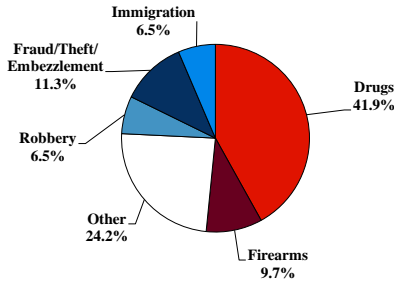
District at a Glance

District of Hawaii

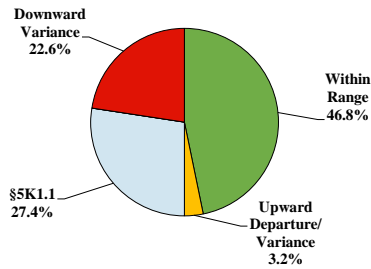
Fiscal Year 2020



Type of Crime



Sentence Imposed Relative to the Guideline Range



SENTENCING INFORMATION BY TYPE OF CRIME

	TOTAL	Immigration	Drug Trafficking	Firearms	Fraud/Theft/Embezzle	Robbery	Child Porn	Money Laundering	All Other
Total	124	8	52	12	14	8	3	3	24
Mean Sentence (months)	63	6	90	30	28	47	66	22	68
Median Sentence (months)	42	5	80	26	21	52	60	30	20

IMPRISONMENT

Total Receiving Imprisonment	113	7	52	11	12	7	3	2	19
Prison Only	103	7	47	10	10	5	3	2	19
Up to 12 Months	17	6	2	2	3	0	0	0	4
13 to 60 Months	48	1	18	7	6	4	2	2	8
61 to 120 Months	25	0	17	1	1	1	1	0	4
Over 120 Months	13	0	10	0	0	0	0	0	3
Prison and Alternatives	10	0	5	1	2	2	0	0	0

PROBATION

Total Receiving Probation	11	1	0	1	2	1	0	1	5
Probation Only	9	0	0	1	2	1	0	1	4
Probation and Alternatives	2	1	0	0	0	0	0	0	1

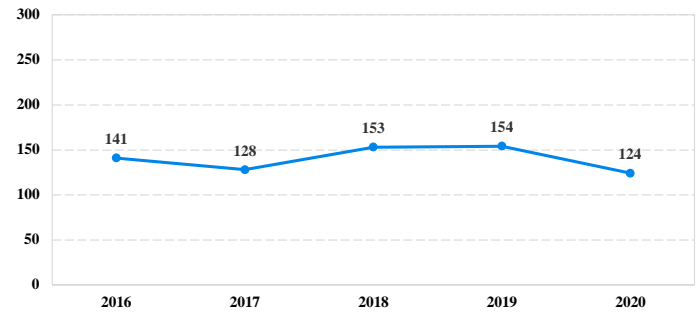
FINE ONLY

Total	0	0	0	0	0	0	0	0	0
--------------	----------	----------	----------	----------	----------	----------	----------	----------	----------

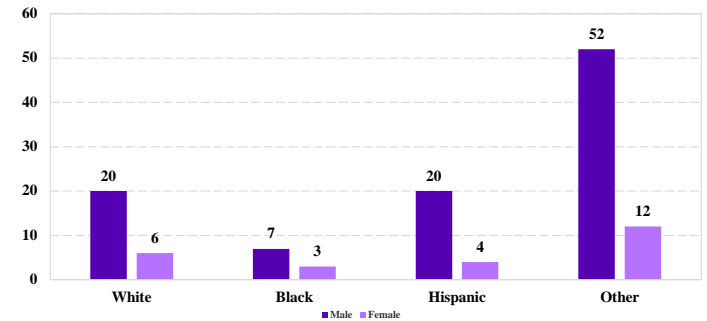
Cases with indeterminable sentence terms are excluded from the calculation of the Mean Sentence or Median Sentence category. Sentences greater than 470 months and probation were included in the sentence average computations as 470 months and zero months, respectively. Cases in the Total Receiving Imprisonment, Total Receiving Probation, and Fine Only categories total 100 percent of all cases. Cases missing information required for a specific analysis were excluded from that analysis. Descriptions of variables used in this analysis are provided in Appendix A.

SOURCE: U.S. Sentencing Commission, 2016 - 2020 Datafiles, USSCFY16 - USSCFY20.

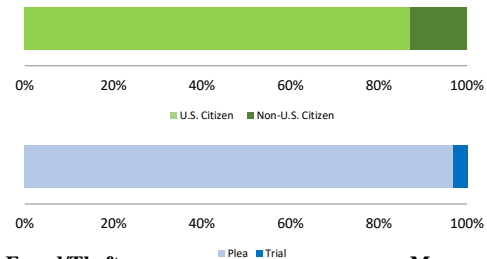
Number of Federal Offenders Over Time



Race and Gender



Citizenship, Guilty Pleas, and Trials



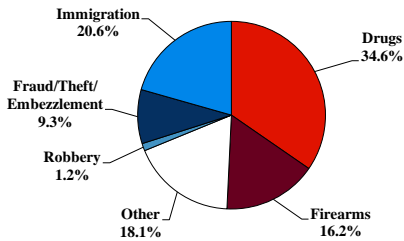
District at a Glance

District of Idaho

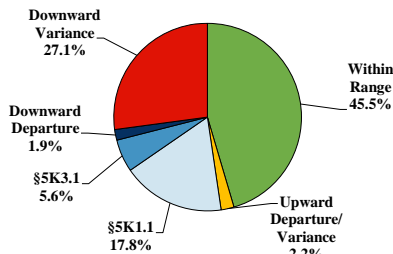
Fiscal Year 2020



Type of Crime



Sentence Imposed Relative to the Guideline Range



SENTENCING INFORMATION BY TYPE OF CRIME

	TOTAL	Immigration	Drug Trafficking	Firearms	Fraud/Theft /Embezzle	Robbery	Child Porn	Money Laundering	All Other
Total	321	66	110	52	30	4	13	0	46
Mean Sentence (months)	47	4	80	27	18	54	91	--	55
Median Sentence (months)	28	0	63	24	10	39	70	--	32

IMPRISONMENT

Total Receiving Imprisonment	287	66	97	48	18	3	13	0	42
Prison Only	285	66	97	47	17	3	13	0	42
Up to 12 Months	79	60	3	7	4	0	0	0	5
13 to 60 Months	125	6	38	36	12	2	3	0	28
61 to 120 Months	48	0	32	4	1	0	8	0	3
Over 120 Months	33	0	24	0	0	1	2	0	6
Prison and Alternatives	2	0	0	1	1	0	0	0	0

PROBATION

Total Receiving Probation	34	0	13	4	12	1	0	0	4
Probation Only	22	0	7	3	8	0	0	0	4
Probation and Alternatives	12	0	6	1	4	1	0	0	0

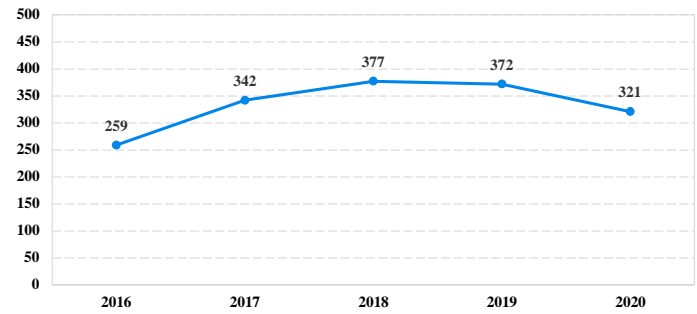
FINE ONLY

Total	0	0	0	0	0	0	0	0	0
--------------	----------	----------	----------	----------	----------	----------	----------	----------	----------

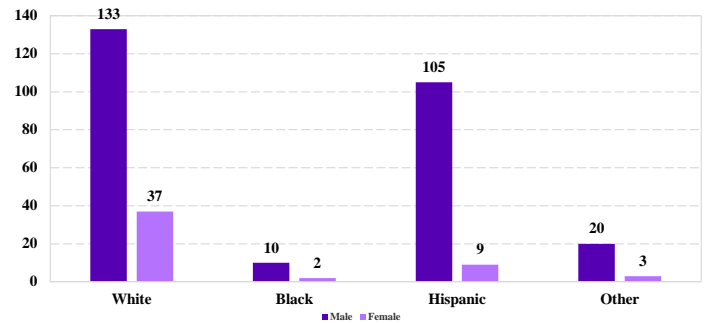
Cases with indeterminable sentence terms are excluded from the calculation of the Mean Sentence or Median Sentence category. Sentences greater than 470 months and probation were included in the sentence average computations as 470 months and zero months, respectively. Cases in the Total Receiving Imprisonment, Total Receiving Probation, and Fine Only categories total 100 percent of all cases. Cases missing information required for a specific analysis were excluded from that analysis. Descriptions of variables used in this analysis are provided in Appendix A.

SOURCE: U.S. Sentencing Commission, 2016 - 2020 Datafiles, USSCFY16 - USSCFY20.

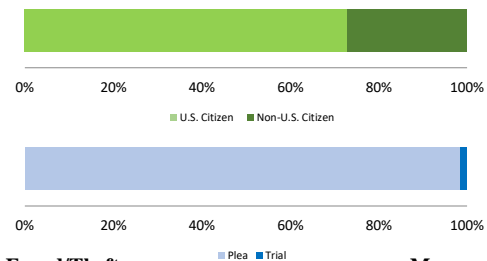
Number of Federal Offenders Over Time



Race and Gender



Citizenship, Guilty Pleas, and Trials



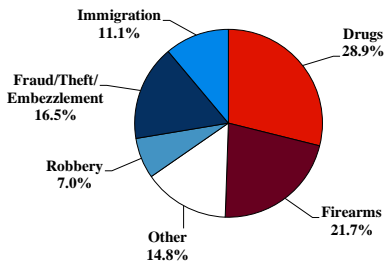
District at a Glance

Northern District of Illinois

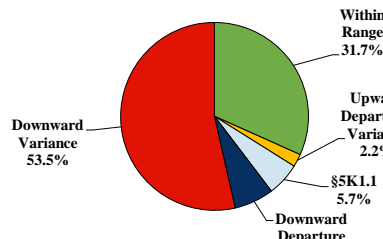
Fiscal Year 2020



Type of Crime



Sentence Imposed Relative to the Guideline Range



SENTENCING INFORMATION BY TYPE OF CRIME

	TOTAL	Immigration	Drug Trafficking	Firearms	Fraud/Theft /Embezzle	Robbery	Child Porn	Money Laundering	All Other
Total	540	60	154	117	89	38	10	6	66
Mean Sentence (months)	46	17	58	47	18	75	121	31	50
Median Sentence (months)	30	14	43	41	7	72	148	36	15

IMPRISONMENT

Total Receiving Imprisonment	484	60	151	111	62	37	10	5	48
Prison Only	476	60	148	110	59	37	10	5	47
Up to 12 Months	69	25	8	5	20	2	0	0	9
13 to 60 Months	275	34	92	74	34	13	2	5	21
61 to 120 Months	84	1	29	27	3	15	2	0	7
Over 120 Months	48	0	19	4	2	7	6	0	10
Prison and Alternatives	8	0	3	1	3	0	0	0	1

PROBATION

Total Receiving Probation	56	0	3	6	27	1	0	1	18
Probation Only	43	0	3	4	23	0	0	1	12
Probation and Alternatives	13	0	0	2	4	1	0	0	6

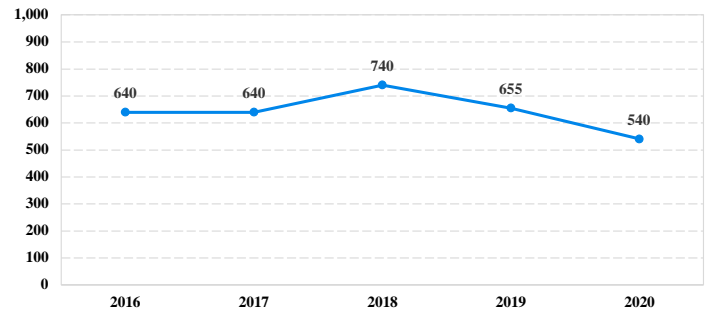
FINE ONLY

Total	0	0	0	0	0	0	0	0	0
--------------	----------	----------	----------	----------	----------	----------	----------	----------	----------

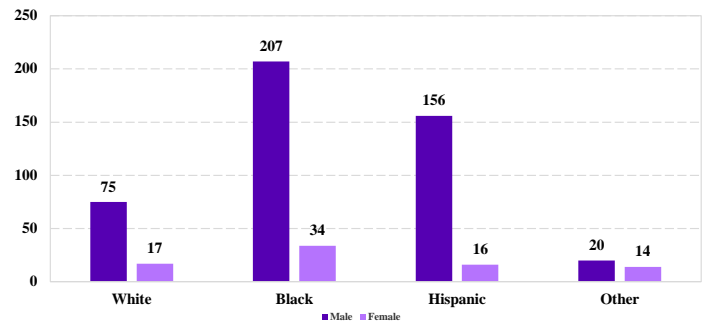
Cases with indeterminable sentence terms are excluded from the calculation of the Mean Sentence or Median Sentence category. Sentences greater than 470 months and probation were included in the sentence average computations as 470 months and zero months, respectively. Cases in the Total Receiving Imprisonment, Total Receiving Probation, and Fine Only categories total 100 percent of all cases. Cases missing information required for a specific analysis were excluded from that analysis. Descriptions of variables used in this analysis are provided in Appendix A.

SOURCE: U.S. Sentencing Commission, 2016 - 2020 Datafiles, USSCFY16 - USSCFY20.

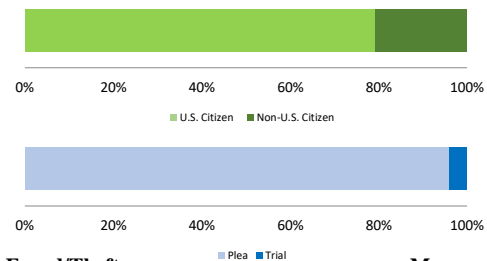
Number of Federal Offenders Over Time



Race and Gender



Citizenship, Guilty Pleas, and Trials



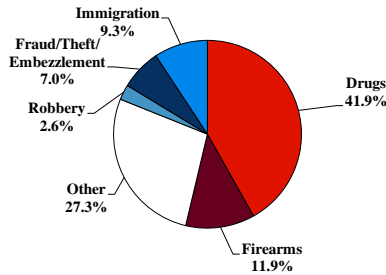
District at a Glance

Central District of Illinois

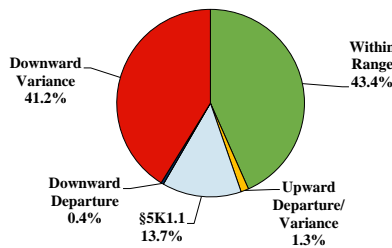
Fiscal Year 2020



Type of Crime



Sentence Imposed Relative to the Guideline Range



SENTENCING INFORMATION BY TYPE OF CRIME

	TOTAL	Immigration	Drug Trafficking	Firearms	Fraud/Theft/Embezzle	Robbery	Child Porn	Money Laundering	All Other
TOTAL	227	21	95	27	16	6	18	1	43
Mean Sentence (months)	100	12	118	63	16	153	114	--	146
Median Sentence (months)	72	7	120	48	6	139	97	--	60

IMPRISONMENT

Total Receiving Imprisonment	215	21	94	27	10	6	18	1	38
Prison Only	206	21	90	26	9	6	18	1	35
Up to 12 Months	22	13	2	0	2	0	0	0	5
13 to 60 Months	61	8	19	15	6	1	3	0	9
61 to 120 Months	51	0	26	9	1	2	11	0	2
Over 120 Months	72	0	43	2	0	3	4	1	19
Prison and Alternatives	9	0	4	1	1	0	0	0	3

PROBATION

Total Receiving Probation	11	0	1	0	6	0	0	0	4
Probation Only	6	0	0	0	3	0	0	0	3
Probation and Alternatives	5	0	1	0	3	0	0	0	1

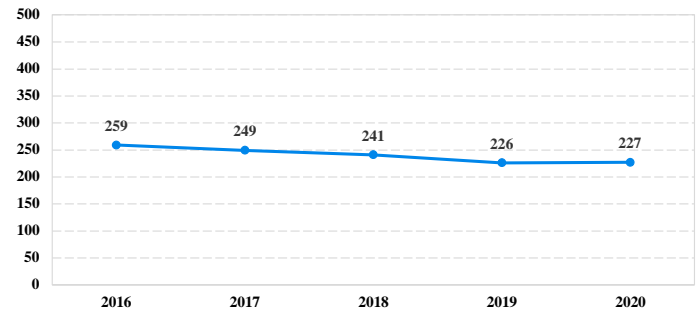
FINE ONLY

FINE ONLY	1	0	0	0	0	0	0	0	1
------------------	----------	----------	----------	----------	----------	----------	----------	----------	----------

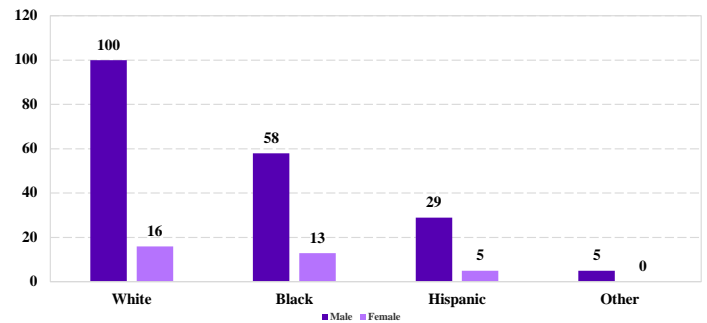
Cases with indeterminable sentence terms are excluded from the calculation of the Mean Sentence or Median Sentence category. Sentences greater than 470 months and probation were included in the sentence average computations as 470 months and zero months, respectively. Cases in the Total Receiving Imprisonment, Total Receiving Probation, and Fine Only categories total 100 percent of all cases. Cases missing information required for a specific analysis were excluded from that analysis. Descriptions of variables used in this analysis are provided in Appendix A.

SOURCE: U.S. Sentencing Commission, 2016 - 2020 Datafiles, USSCFY16 - USSCFY20.

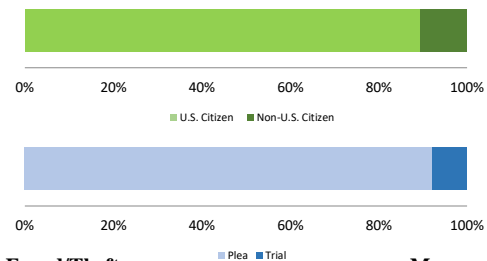
Number of Federal Offenders Over Time



Race and Gender



Citizenship, Guilty Pleas, and Trials



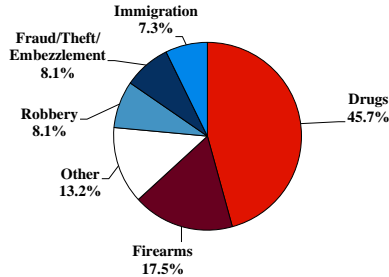
District at a Glance

Southern District of Illinois

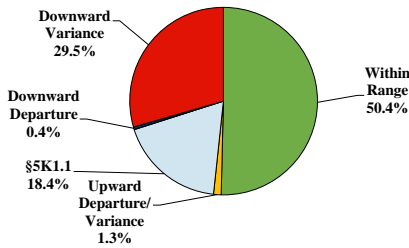
Fiscal Year 2020



Type of Crime



Sentence Imposed Relative to the Guideline Range



SENTENCING INFORMATION BY TYPE OF CRIME

	TOTAL	Immigration	Drug Trafficking	Firearms	Fraud/Theft /Embezzle	Robbery	Child Porn	Money Laundering	All Other
Total	234	17	107	41	19	19	7	3	21
Mean Sentence (months)	81	5	117	40	24	98	79	120	68
Median Sentence (months)	60	4	120	36	0	105	60	160	18

IMPRISONMENT

Total Receiving Imprisonment	218	17	106	37	14	18	7	2	17
Prison Only	216	17	106	35	14	18	7	2	17
Up to 12 Months	34	16	3	5	6	1	0	0	3
13 to 60 Months	70	1	27	22	5	2	4	0	9
61 to 120 Months	47	0	25	7	1	11	2	0	1
Over 120 Months	65	0	51	1	2	4	1	2	4
Prison and Alternatives	2	0	0	2	0	0	0	0	0

PROBATION

Total Receiving Probation	16	0	1	4	5	1	0	1	4
Probation Only	14	0	1	2	5	1	0	1	4
Probation and Alternatives	2	0	0	2	0	0	0	0	0

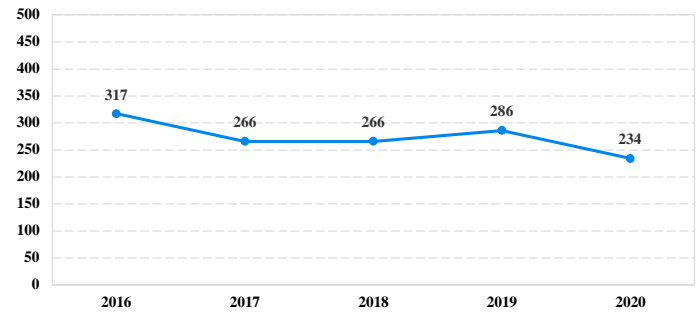
FINE ONLY

Total	0	0	0	0	0	0	0	0	0
--------------	----------	----------	----------	----------	----------	----------	----------	----------	----------

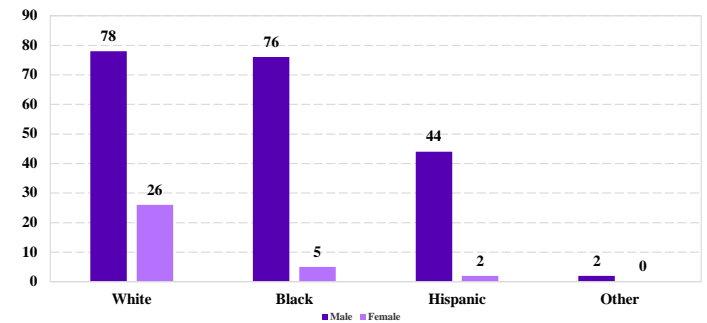
Cases with indeterminable sentence terms are excluded from the calculation of the Mean Sentence or Median Sentence category. Sentences greater than 470 months and probation were included in the sentence average computations as 470 months and zero months, respectively. Cases in the Total Receiving Imprisonment, Total Receiving Probation, and Fine Only categories total 100 percent of all cases. Cases missing information required for a specific analysis were excluded from that analysis. Descriptions of variables used in this analysis are provided in Appendix A.

SOURCE: U.S. Sentencing Commission, 2016 - 2020 Datafiles, USSCFY16 - USSCFY20.

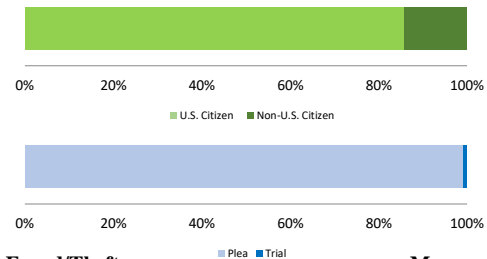
Number of Federal Offenders Over Time



Race and Gender



Citizenship, Guilty Pleas, and Trials



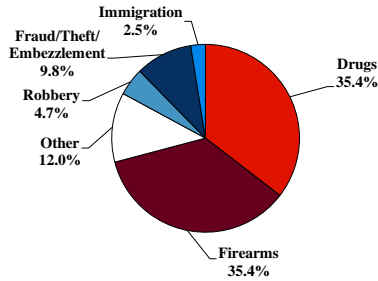
District at a Glance

Northern District of Indiana

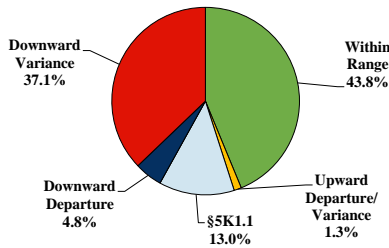
Fiscal Year 2020



Type of Crime



Sentence Imposed Relative to the Guideline Range



SENTENCING INFORMATION BY TYPE OF CRIME

	TOTAL	Immigration	Drug Trafficking	Firearms	Fraud/Theft/Embezzle	Robbery	Child Porn	Money Laundering	All Other
Total	316	8	111	112	31	15	3	1	35
Mean Sentence (months)	72	19	92	45	27	99	75	--	140
Median Sentence (months)	51	15	72	41	12	87	78	--	120

IMPRISONMENT

Total Receiving Imprisonment	291	8	109	106	20	13	3	0	32
Prison Only	280	8	107	99	18	13	3	0	32
Up to 12 Months	29	3	11	7	3	1	0	0	4
13 to 60 Months	131	5	35	70	10	3	0	0	8
61 to 120 Months	72	0	38	18	3	6	3	0	4
Over 120 Months	48	0	23	4	2	3	0	0	16
Prison and Alternatives	11	0	2	7	2	0	0	0	0

PROBATION

Total Receiving Probation	25	0	2	6	11	2	0	1	3
Probation Only	14	0	2	4	6	0	0	0	2
Probation and Alternatives	11	0	0	2	5	2	0	1	1

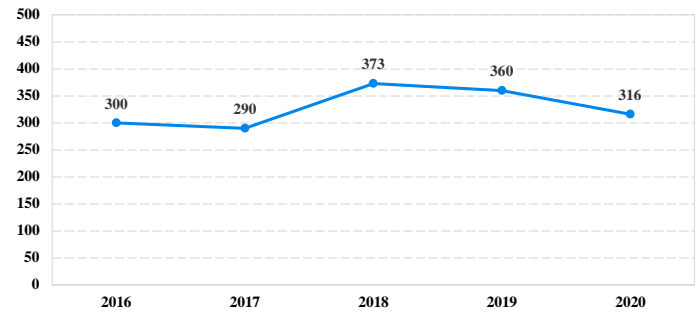
FINE ONLY

Total	0	0	0	0	0	0	0	0	0
--------------	----------	----------	----------	----------	----------	----------	----------	----------	----------

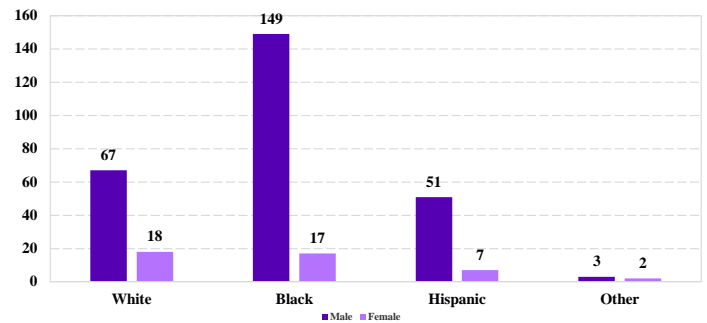
Cases with indeterminable sentence terms are excluded from the calculation of the Mean Sentence or Median Sentence category. Sentences greater than 470 months and probation were included in the sentence average computations as 470 months and zero months, respectively. Cases in the Total Receiving Imprisonment, Total Receiving Probation, and Fine Only categories total 100 percent of all cases. Cases missing information required for a specific analysis were excluded from that analysis. Descriptions of variables used in this analysis are provided in Appendix A.

SOURCE: U.S. Sentencing Commission, 2016 - 2020 Datafiles, USSCFY16 - USSCFY20.

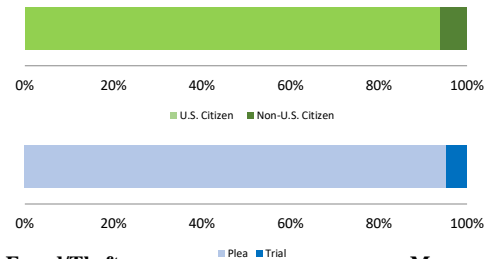
Number of Federal Offenders Over Time



Race and Gender



Citizenship, Guilty Pleas, and Trials



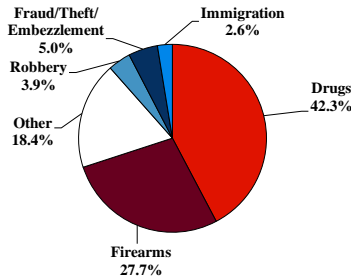
District at a Glance

Southern District of Indiana

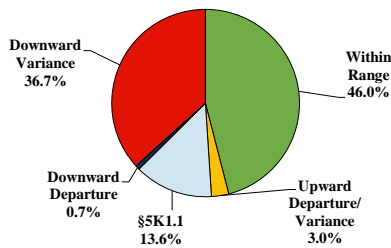
Fiscal Year 2020



Type of Crime



Sentence Imposed Relative to the Guideline Range



SENTENCING INFORMATION BY TYPE OF CRIME

	TOTAL	Immigration	Drug Trafficking	Firearms	Fraud/Theft /Embezzle	Robbery	Child Porn	Money Laundering	All Other
Total	537	14	227	149	27	21	29	11	59
Mean Sentence (months)	98	12	118	50	26	150	120	188	145
Median Sentence (months)	68	7	120	37	24	166	97	110	30

IMPRISONMENT

	TOTAL	Immigration	Drug Trafficking	Firearms	Fraud/Theft /Embezzle	Robbery	Child Porn	Money Laundering	All Other
Total Receiving Imprisonment	518	14	224	140	21	21	29	11	58
Prison Only	509	14	222	136	21	20	29	11	56
Up to 12 Months	29	9	9	8	1	0	0	0	2
13 to 60 Months	196	5	44	88	19	2	5	4	29
61 to 120 Months	137	0	81	31	0	5	15	2	3
Over 120 Months	147	0	88	9	1	13	9	5	22
Prison and Alternatives	9	0	2	4	0	1	0	0	2

PROBATION

	TOTAL	Immigration	Drug Trafficking	Firearms	Fraud/Theft /Embezzle	Robbery	Child Porn	Money Laundering	All Other
Total Receiving Probation	19	0	3	9	6	0	0	0	1
Probation Only	13	0	1	6	5	0	0	0	1
Probation and Alternatives	6	0	2	3	1	0	0	0	0

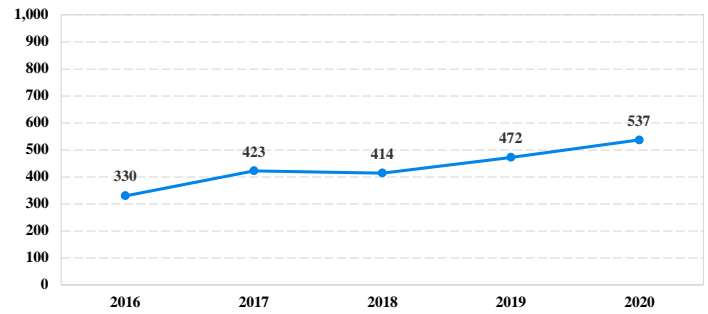
FINE ONLY

Total	0	0	0	0	0	0	0	0	0
--------------	----------	----------	----------	----------	----------	----------	----------	----------	----------

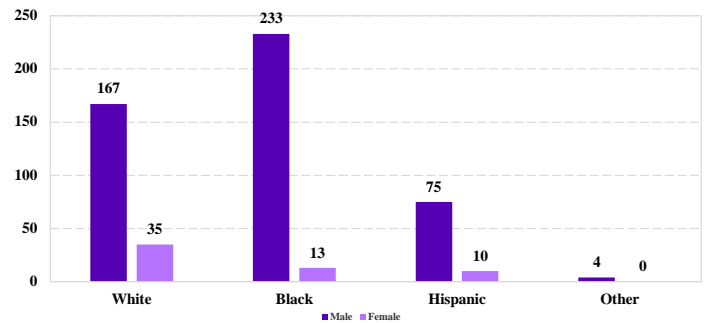
Cases with indeterminable sentence terms are excluded from the calculation of the Mean Sentence or Median Sentence category. Sentences greater than 470 months and probation were included in the sentence average computations as 470 months and zero months, respectively. Cases in the Total Receiving Imprisonment, Total Receiving Probation, and Fine Only categories total 100 percent of all cases. Cases missing information required for a specific analysis were excluded from that analysis. Descriptions of variables used in this analysis are provided in Appendix A.

SOURCE: U.S. Sentencing Commission, 2016 - 2020 Datafiles, USSCFY16 - USSCFY20.

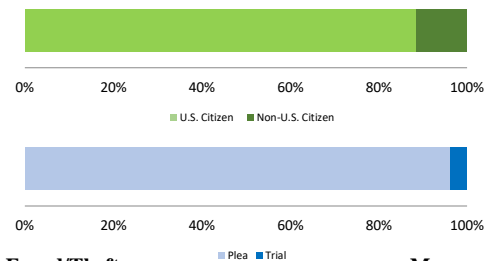
Number of Federal Offenders Over Time



Race and Gender



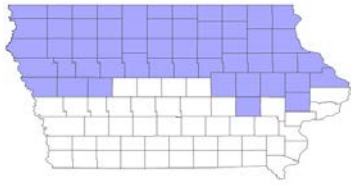
Citizenship, Guilty Pleas, and Trials



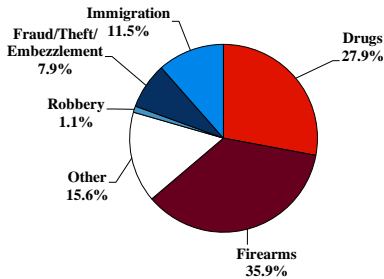
District at a Glance

Northern District of Iowa

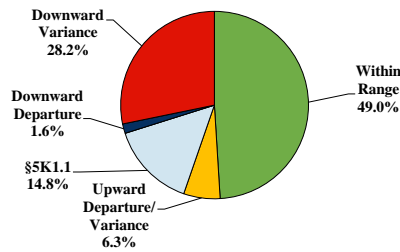
Fiscal Year 2020



Type of Crime



Sentence Imposed Relative to the Guideline Range



SENTENCING INFORMATION BY TYPE OF CRIME

	TOTAL	Immigration	Drug Trafficking	Firearms	Fraud/Theft /Embezzle	Robbery	Child Porn	Money Laundering	All Other
Total	365	42	99	131	29	4	13	1	46
Mean Sentence (months)	66	7	117	49	13	124	82	--	88
Median Sentence (months)	41	5	120	37	6	128	78	--	32

IMPRISONMENT

Total Receiving Imprisonment	354	42	98	128	25	4	13	1	43
Prison Only	345	42	98	128	23	4	13	1	36
Up to 12 Months	62	33	1	10	12	0	0	0	6
13 to 60 Months	137	9	21	78	9	1	5	1	13
61 to 120 Months	79	0	29	36	2	1	6	0	5
Over 120 Months	67	0	47	4	0	2	2	0	12
Prison and Alternatives	9	0	0	0	2	0	0	0	7

PROBATION

Total Receiving Probation	11	0	1	3	4	0	0	0	3
Probation Only	8	0	0	2	4	0	0	0	2
Probation and Alternatives	3	0	1	1	0	0	0	0	1

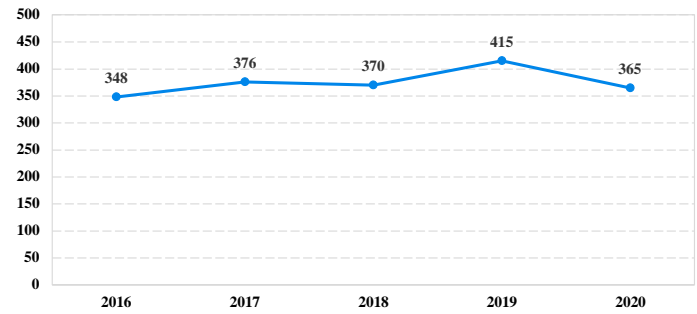
FINE ONLY

Total	0	0	0	0	0	0	0	0	0
--------------	----------	----------	----------	----------	----------	----------	----------	----------	----------

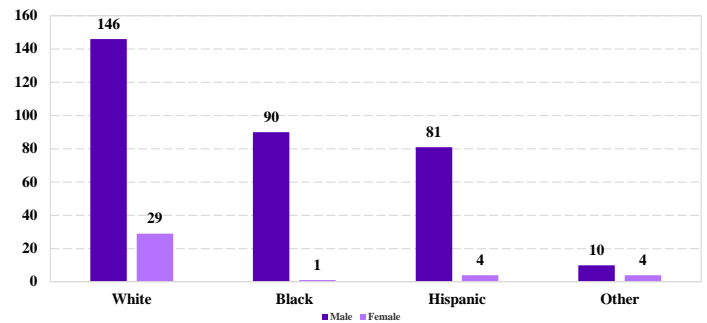
Cases with indeterminable sentence terms are excluded from the calculation of the Mean Sentence or Median Sentence category. Sentences greater than 470 months and probation were included in the sentence average computations as 470 months and zero months, respectively. Cases in the Total Receiving Imprisonment, Total Receiving Probation, and Fine Only categories total 100 percent of all cases. Cases missing information required for a specific analysis were excluded from that analysis. Descriptions of variables used in this analysis are provided in Appendix A.

SOURCE: U.S. Sentencing Commission, 2016 - 2020 Datafiles, USSCFY16 - USSCFY20.

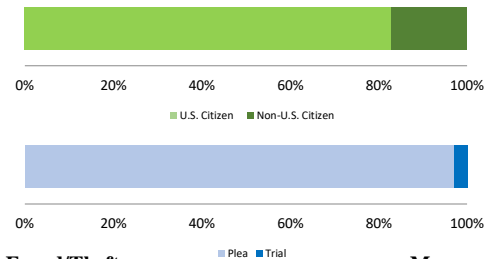
Number of Federal Offenders Over Time



Race and Gender



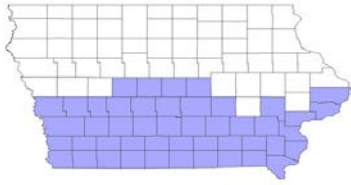
Citizenship, Guilty Pleas, and Trials



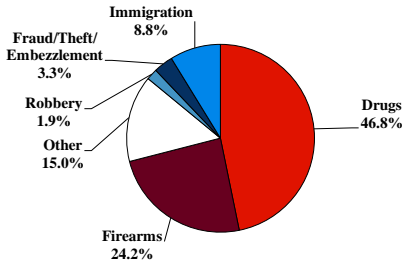
District at a Glance

Southern District of Iowa

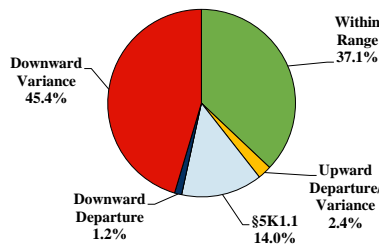
Fiscal Year 2020



Type of Crime



Sentence Imposed Relative to the Guideline Range



SENTENCING INFORMATION BY TYPE OF CRIME

	TOTAL	Immigration	Drug Trafficking	Firearms	Fraud/Theft /Embezzle	Robbery	Child Porn	Money Laundering	All Other
Total	421	37	197	102	14	8	24	2	37
Mean Sentence (months)	88	10	116	62	20	87	131	--	88
Median Sentence (months)	71	7	120	55	15	95	121	--	18

IMPRISONMENT

Total Receiving Imprisonment	407	37	192	100	12	8	24	2	32
Prison Only	399	37	189	98	11	8	24	2	30
Up to 12 Months	49	26	6	6	4	0	0	0	7
13 to 60 Months	126	11	41	49	6	3	1	2	13
61 to 120 Months	118	0	62	37	1	4	11	0	3
Over 120 Months	106	0	80	6	0	1	12	0	7
Prison and Alternatives	8	0	3	2	1	0	0	0	2

PROBATION

Total Receiving Probation	14	0	5	2	2	0	0	0	5
Probation Only	14	0	5	2	2	0	0	0	5
Probation and Alternatives	0	0	0	0	0	0	0	0	0

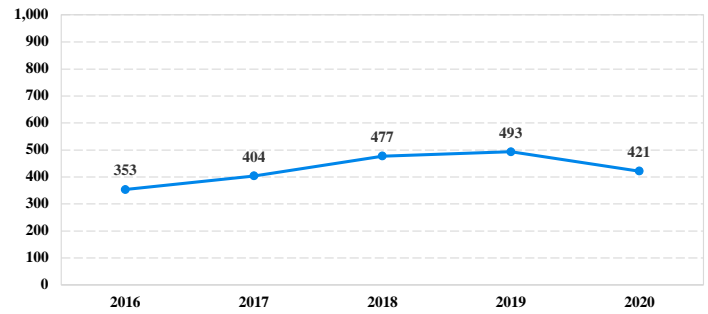
FINE ONLY

Total	0	0	0	0	0	0	0	0	0
--------------	----------	----------	----------	----------	----------	----------	----------	----------	----------

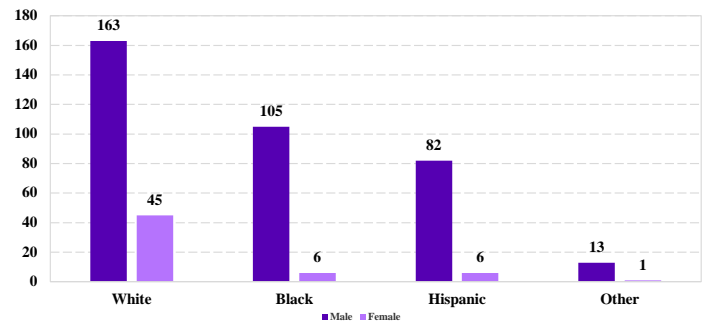
Cases with indeterminable sentence terms are excluded from the calculation of the Mean Sentence or Median Sentence category. Sentences greater than 470 months and probation were included in the sentence average computations as 470 months and zero months, respectively. Cases in the Total Receiving Imprisonment, Total Receiving Probation, and Fine Only categories total 100 percent of all cases. Cases missing information required for a specific analysis were excluded from that analysis. Descriptions of variables used in this analysis are provided in Appendix A.

SOURCE: U.S. Sentencing Commission, 2016 - 2020 Datafiles, USSCFY16 - USSCFY20.

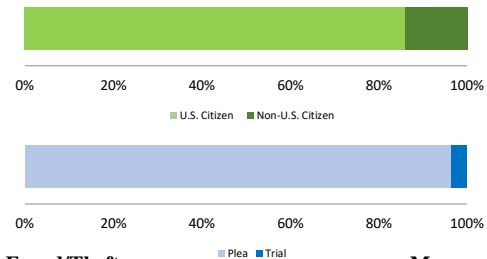
Number of Federal Offenders Over Time



Race and Gender



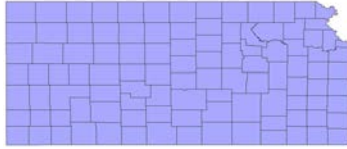
Citizenship, Guilty Pleas, and Trials



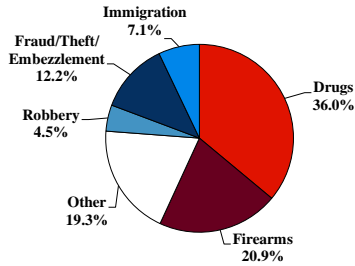
District at a Glance

District of Kansas

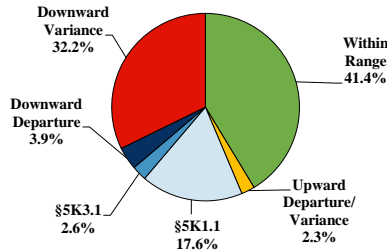
Fiscal Year 2020



Type of Crime



Sentence Imposed Relative to the Guideline Range



SENTENCING INFORMATION BY TYPE OF CRIME

	TOTAL	Immigration	Drug Trafficking	Firearms	Fraud/Theft/Embezzle	Robbery	Child Porn	Money Laundering	All Other
Total	311	22	106	65	38	14	12	3	51
Mean Sentence (months)	56	13	96	38	12	75	146	222	14
Median Sentence (months)	36	9	78	36	3	72	104	216	7

IMPRISONMENT

Total Receiving Imprisonment	276	22	105	61	24	14	12	3	35
Prison Only	270	22	105	59	23	13	12	3	33
Up to 12 Months	37	14	2	2	5	0	0	0	14
13 to 60 Months	138	8	36	51	18	4	3	0	18
61 to 120 Months	58	0	38	6	0	8	6	0	0
Over 120 Months	37	0	29	0	0	1	3	3	1
Prison and Alternatives	6	0	0	2	1	1	0	0	2

PROBATION

Total Receiving Probation	30	0	1	4	13	0	0	0	12
Probation Only	28	0	1	4	12	0	0	0	11
Probation and Alternatives	2	0	0	0	1	0	0	0	1

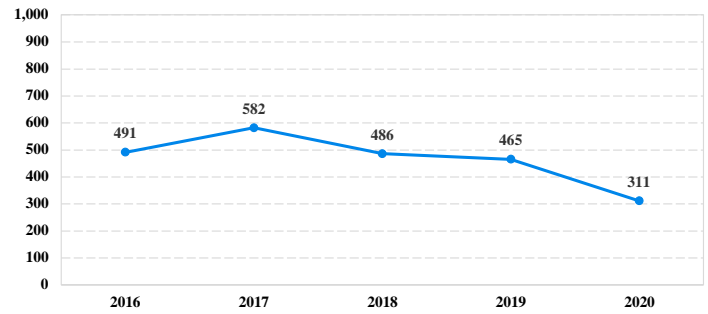
FINE ONLY

Total	5	0	0	0	1	0	0	0	4
--------------	----------	----------	----------	----------	----------	----------	----------	----------	----------

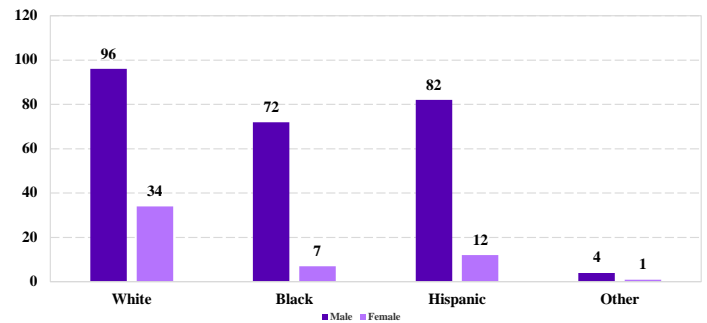
Cases with indeterminable sentence terms are excluded from the calculation of the Mean Sentence or Median Sentence category. Sentences greater than 470 months and probation were included in the sentence average computations as 470 months and zero months, respectively. Cases in the Total Receiving Imprisonment, Total Receiving Probation, and Fine Only categories total 100 percent of all cases. Cases missing information required for a specific analysis were excluded from that analysis. Descriptions of variables used in this analysis are provided in Appendix A.

SOURCE: U.S. Sentencing Commission, 2016 - 2020 Datafiles, USSCFY16 - USSCFY20.

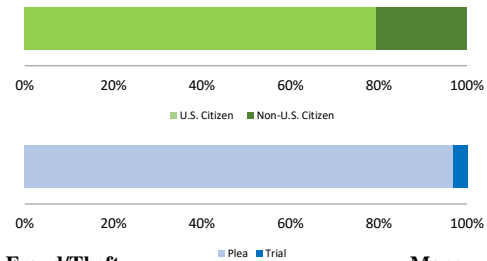
Number of Federal Offenders Over Time



Race and Gender



Citizenship, Guilty Pleas, and Trials



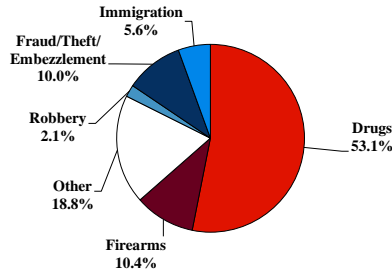
District at a Glance

Eastern District of Kentucky

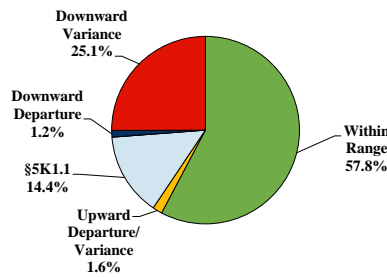
Fiscal Year 2020



Type of Crime



Sentence Imposed Relative to the Guideline Range



SENTENCING INFORMATION BY TYPE OF CRIME

	TOTAL	Immigration	Drug Trafficking	Firearms	Fraud/Theft /Embezzle	Robbery	Child Porn	Money Laundering	All Other
TOTAL	431	24	227	45	43	9	13	16	54
Mean Sentence (months)	90	12	104	84	20	128	149	90	104
Median Sentence (months)	70	6	90	72	13	120	132	90	33

IMPRISONMENT

Total Receiving Imprisonment	402	24	221	44	30	9	13	16	45
Prison Only	387	24	219	42	24	9	13	16	40
Up to 12 Months	31	16	5	2	3	0	0	1	4
13 to 60 Months	128	8	64	15	19	2	0	4	16
61 to 120 Months	113	0	73	17	2	3	6	9	3
Over 120 Months	115	0	77	8	0	4	7	2	17
Prison and Alternatives	15	0	2	2	6	0	0	0	5

PROBATION

Total Receiving Probation	29	0	6	1	13	0	0	0	9
Probation Only	19	0	6	0	7	0	0	0	6
Probation and Alternatives	10	0	0	1	6	0	0	0	3

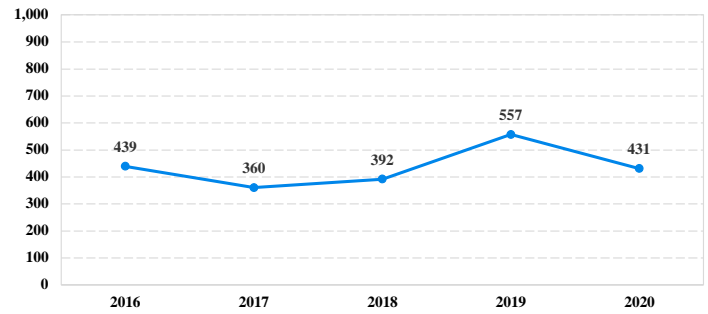
FINE ONLY

FINE ONLY	0	0	0	0	0	0	0	0	0
------------------	----------	----------	----------	----------	----------	----------	----------	----------	----------

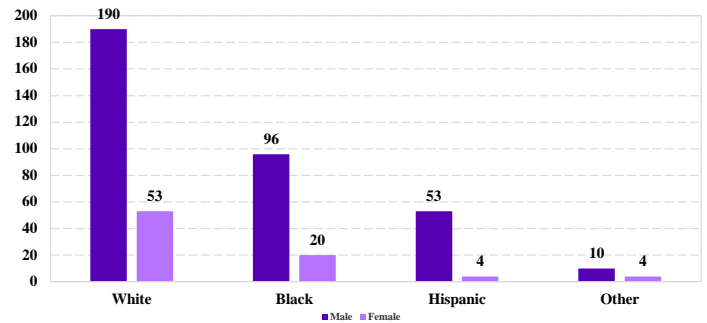
Cases with indeterminable sentence terms are excluded from the calculation of the Mean Sentence or Median Sentence category. Sentences greater than 470 months and probation were included in the sentence average computations as 470 months and zero months, respectively. Cases in the Total Receiving Imprisonment, Total Receiving Probation, and Fine Only categories total 100 percent of all cases. Cases missing information required for a specific analysis were excluded from that analysis. Descriptions of variables used in this analysis are provided in Appendix A.

SOURCE: U.S. Sentencing Commission, 2016 - 2020 Datafiles, USSCFY16 - USSCFY20.

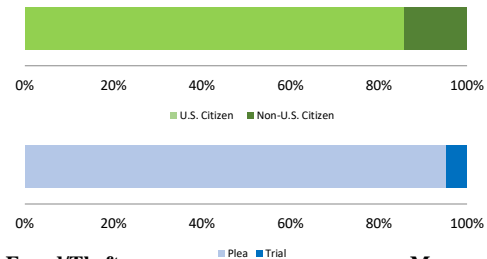
Number of Federal Offenders Over Time



Race and Gender



Citizenship, Guilty Pleas, and Trials



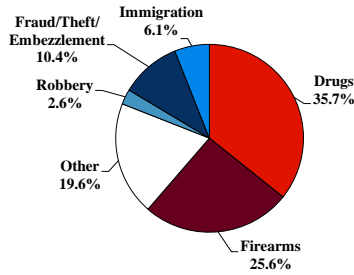
District at a Glance

Western District of Kentucky

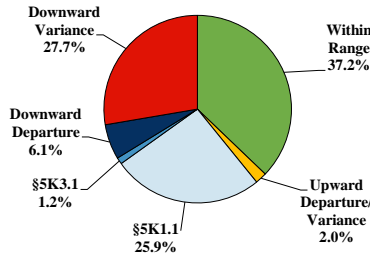
Fiscal Year 2020



Type of Crime



Sentence Imposed Relative to the Guideline Range



SENTENCING INFORMATION BY TYPE OF CRIME

	TOTAL	Immigration	Drug Trafficking	Firearms	Fraud/Theft/Embezzle	Robbery	Child Porn	Money Laundering	All Other
Total	347	21	121	89	36	9	9	5	57
Mean Sentence (months)	65	10	97	52	12	82	111	36	59
Median Sentence (months)	40	4	97	40	0	87	120	37	2

IMPRISONMENT

Total Receiving Imprisonment	296	20	119	83	14	9	9	4	38
Prison Only	292	20	119	82	12	9	9	4	37
Up to 12 Months	35	15	4	1	4	0	0	0	11
13 to 60 Months	115	4	32	55	6	3	2	3	10
61 to 120 Months	88	1	49	19	1	5	5	1	7
Over 120 Months	54	0	34	7	1	1	2	0	9
Prison and Alternatives	4	0	0	1	2	0	0	0	1

PROBATION

Total Receiving Probation	36	1	2	6	16	0	0	1	10
Probation Only	29	0	1	6	12	0	0	1	9
Probation and Alternatives	7	1	1	0	4	0	0	0	1

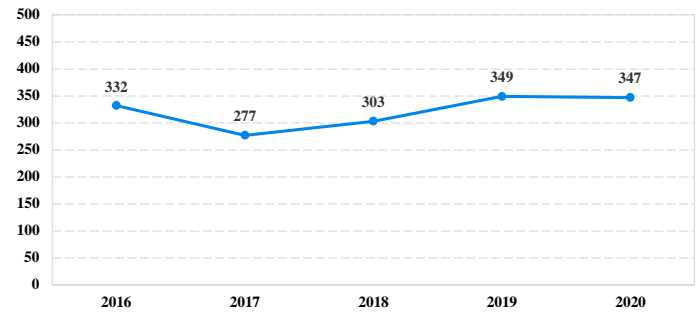
FINE ONLY

Total	15	0	0	0	6	0	0	0	9
--------------	-----------	----------	----------	----------	----------	----------	----------	----------	----------

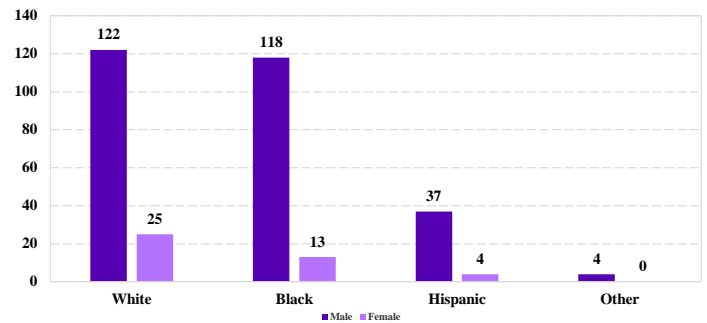
Cases with indeterminable sentence terms are excluded from the calculation of the Mean Sentence or Median Sentence category. Sentences greater than 470 months and probation were included in the sentence average computations as 470 months and zero months, respectively. Cases in the Total Receiving Imprisonment, Total Receiving Probation, and Fine Only categories total 100 percent of all cases. Cases missing information required for a specific analysis were excluded from that analysis. Descriptions of variables used in this analysis are provided in Appendix A.

SOURCE: U.S. Sentencing Commission, 2016 - 2020 Datafiles, USSCFY16 - USSCFY20.

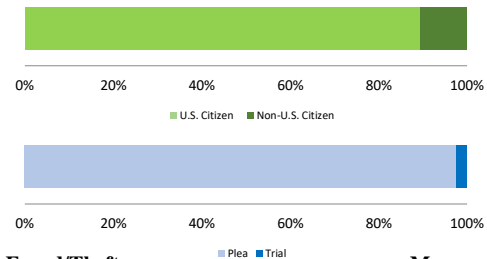
Number of Federal Offenders Over Time



Race and Gender



Citizenship, Guilty Pleas, and Trials



SOURCE: U.S. Sentencing Commission, 2016 - 2020 Datafiles, USSCFY16 - USSCFY20.

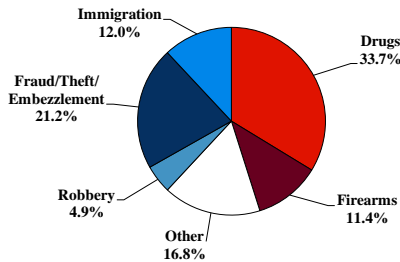
District at a Glance

Eastern District of Louisiana

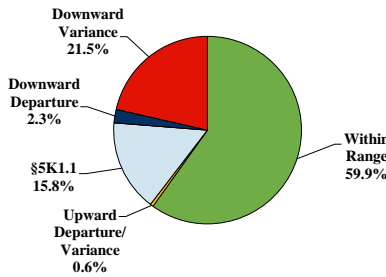
Fiscal Year 2020



Type of Crime



Sentence Imposed Relative to the Guideline Range



SENTENCING INFORMATION BY TYPE OF CRIME

	TOTAL	Immigration	Drug Trafficking	Firearms	Fraud/Theft /Embezzle	Robbery	Child Porn	Money Laundering	All Other
Total	184	22	62	21	39	9	2	0	29
Mean Sentence (months)	43	6	67	64	12	82	--	--	36
Median Sentence (months)	20	4	60	60	1	60	--	--	0

IMPRISONMENT

Total Receiving Imprisonment	145	22	58	20	25	9	2	0	9
Prison Only	141	22	56	20	24	9	2	0	8
Up to 12 Months	34	18	2	0	14	0	0	0	0
13 to 60 Months	62	4	27	11	9	6	1	0	4
61 to 120 Months	32	0	21	7	0	1	1	0	2
Over 120 Months	13	0	6	2	1	2	0	0	2
Prison and Alternatives	4	0	2	0	1	0	0	0	1

PROBATION

Total Receiving Probation	36	0	4	1	14	0	0	0	17
Probation Only	25	0	2	0	9	0	0	0	14
Probation and Alternatives	11	0	2	1	5	0	0	0	3

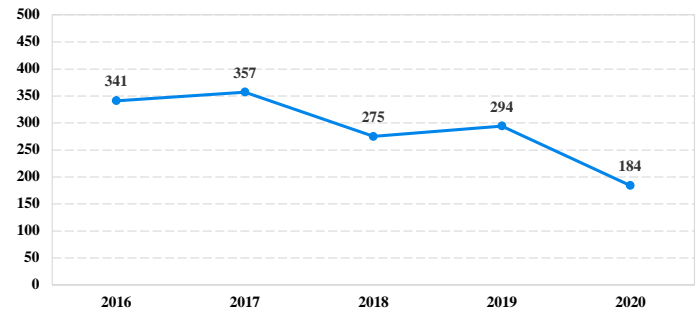
FINE ONLY

Total	3	0	0	0	0	0	0	0	3
--------------	----------	----------	----------	----------	----------	----------	----------	----------	----------

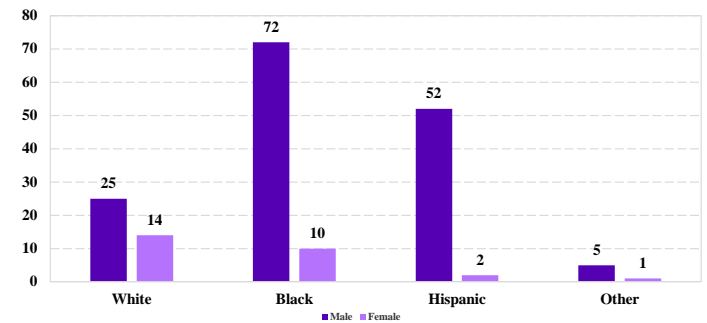
Cases with indeterminable sentence terms are excluded from the calculation of the Mean Sentence or Median Sentence category. Sentences greater than 470 months and probation were included in the sentence average computations as 470 months and zero months, respectively. Cases in the Total Receiving Imprisonment, Total Receiving Probation, and Fine Only categories total 100 percent of all cases. Cases missing information required for a specific analysis were excluded from that analysis. Descriptions of variables used in this analysis are provided in Appendix A.

SOURCE: U.S. Sentencing Commission, 2016 - 2020 Datafiles, USSCFY16 - USSCFY20.

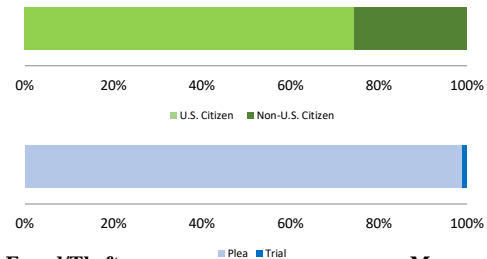
Number of Federal Offenders Over Time



Race and Gender



Citizenship, Guilty Pleas, and Trials



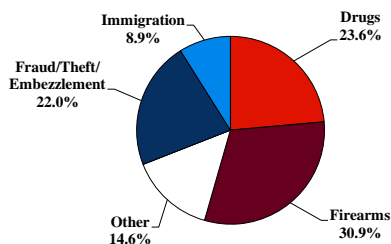
District at a Glance

Middle District of Louisiana

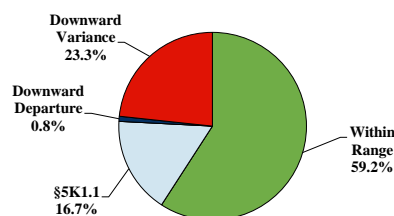
Fiscal Year 2020



Type of Crime



Sentence Imposed Relative to the Guideline Range



SENTENCING INFORMATION BY TYPE OF CRIME

	TOTAL	Immigration	Drug Trafficking	Firearms	Fraud/Theft /Embezzle	Robbery	Child Porn	Money Laundering	All Other
Total	123	11	29	38	27	0	2	3	13
Mean Sentence (months)	47	11	76	50	19	--	--	70	51
Median Sentence (months)	30	7	60	38	6	--	--	57	12

IMPRISONMENT

Total Receiving Imprisonment	108	11	29	37	19	0	2	3	7
Prison Only	108	11	29	37	19	0	2	3	7
Up to 12 Months	22	7	1	5	8	0	0	0	1
13 to 60 Months	51	4	14	19	9	0	1	2	2
61 to 120 Months	23	0	7	11	1	0	1	1	2
Over 120 Months	12	0	7	2	1	0	0	0	2
Prison and Alternatives	0	0	0	0	0	0	0	0	0

PROBATION

Total Receiving Probation	12	0	0	1	7	0	0	0	4
Probation Only	10	0	0	1	6	0	0	0	3
Probation and Alternatives	2	0	0	0	1	0	0	0	1

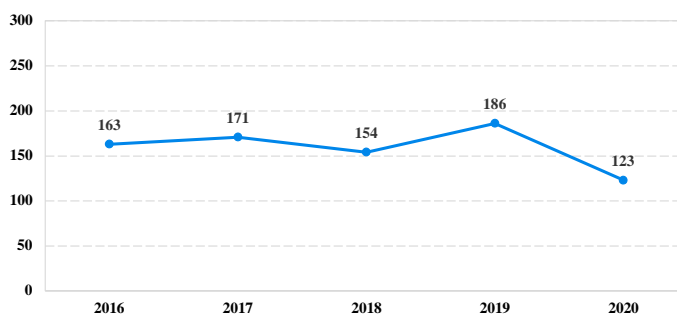
FINE ONLY

Total	3	0	0	0	1	0	0	0	2
--------------	----------	----------	----------	----------	----------	----------	----------	----------	----------

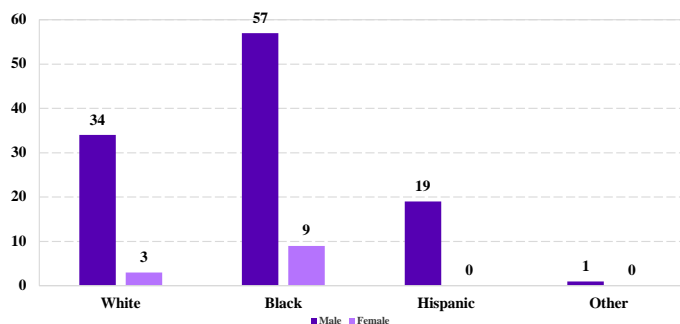
Cases with indeterminable sentence terms are excluded from the calculation of the Mean Sentence or Median Sentence category. Sentences greater than 470 months and probation were included in the sentence average computations as 470 months and zero months, respectively. Cases in the Total Receiving Imprisonment, Total Receiving Probation, and Fine Only categories total 100 percent of all cases. Cases missing information required for a specific analysis were excluded from that analysis. Descriptions of variables used in this analysis are provided in Appendix A.

SOURCE: U.S. Sentencing Commission, 2016 - 2020 Datafiles, USSCFY16 - USSCFY20.

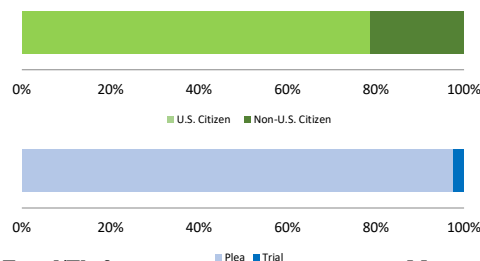
Number of Federal Offenders Over Time



Race and Gender



Citizenship, Guilty Pleas, and Trials



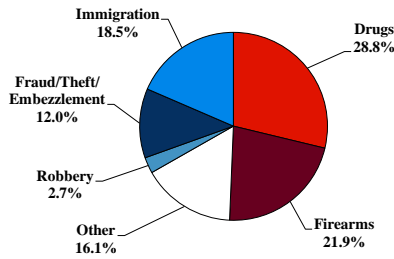
District at a Glance

Western District of Louisiana

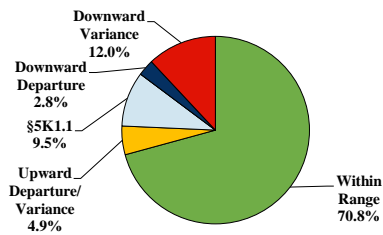
Fiscal Year 2020



Type of Crime



Sentence Imposed Relative to the Guideline Range



SENTENCING INFORMATION BY TYPE OF CRIME

	TOTAL	Immigration	Drug Trafficking	Firearms	Fraud/Theft /Embezzle	Robbery	Child Porn	Money Laundering	All Other
TOTAL	292	54	81	64	35	8	9	1	40
Mean Sentence (months)	63	5	95	57	24	215	79	--	86
Median Sentence (months)	36	3	84	51	6	200	80	--	21

IMPRISONMENT

Total Receiving Imprisonment	263	54	77	62	26	8	9	0	27
Prison Only	263	54	77	62	26	8	9	0	27
Up to 12 Months	70	48	3	5	11	0	0	0	3
13 to 60 Months	93	6	24	36	12	1	2	0	12
61 to 120 Months	58	0	28	18	2	1	7	0	2
Over 120 Months	42	0	22	3	1	6	0	0	10
Prison and Alternatives	0	0	0	0	0	0	0	0	0

PROBATION

Total Receiving Probation	23	0	4	2	4	0	0	1	12
Probation Only	23	0	4	2	4	0	0	1	12
Probation and Alternatives	0	0	0	0	0	0	0	0	0

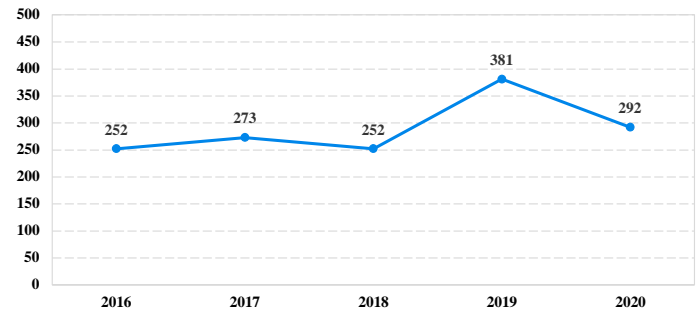
FINE ONLY

FINE ONLY	6	0	0	0	5	0	0	0	1
------------------	----------	----------	----------	----------	----------	----------	----------	----------	----------

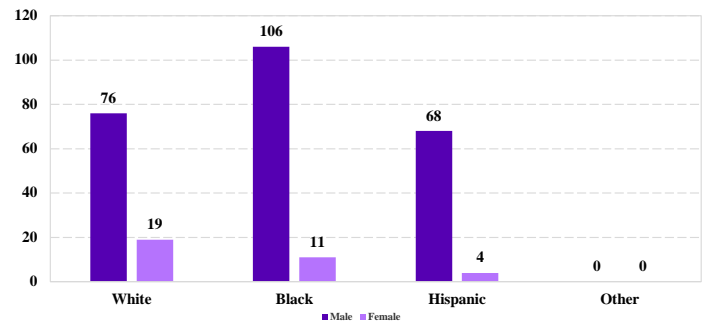
Cases with indeterminable sentence terms are excluded from the calculation of the Mean Sentence or Median Sentence category. Sentences greater than 470 months and probation were included in the sentence average computations as 470 months and zero months, respectively. Cases in the Total Receiving Imprisonment, Total Receiving Probation, and Fine Only categories total 100 percent of all cases. Cases missing information required for a specific analysis were excluded from that analysis. Descriptions of variables used in this analysis are provided in Appendix A.

SOURCE: U.S. Sentencing Commission, 2016 - 2020 Datafiles, USSCFY16 - USSCFY20.

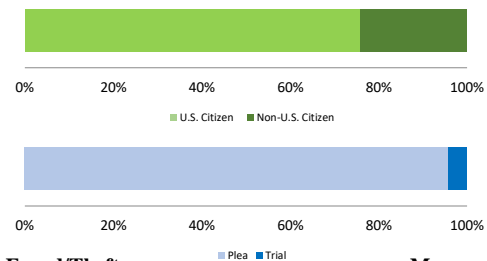
Number of Federal Offenders Over Time



Race and Gender



Citizenship, Guilty Pleas, and Trials



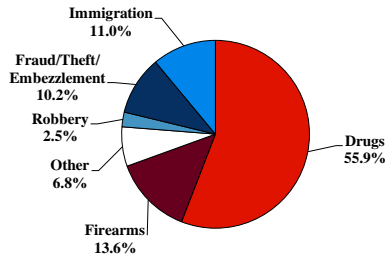
District at a Glance

District of Maine

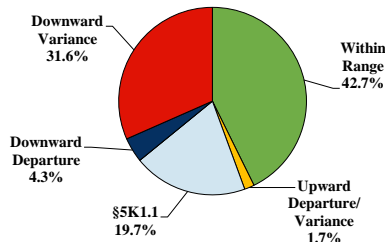
Fiscal Year 2020



Type of Crime



Sentence Imposed Relative to the Guideline Range



SENTENCING INFORMATION BY TYPE OF CRIME

	TOTAL	Immigration	Drug Trafficking	Firearms	Fraud/Theft /Embezzle	Robbery	Child Porn	Money Laundering	All Other
TOTAL	118	13	66	16	12	3	3	0	5
Mean Sentence (months)	34	2	41	38	15	82	61	--	18
Median Sentence (months)	23	2	31	36	12	84	51	--	10

IMPRISONMENT

Total Receiving Imprisonment	105	12	58	15	10	3	3	0	4
Prison Only	103	12	57	15	10	3	3	0	3
Up to 12 Months	29	12	9	3	3	0	0	0	2
13 to 60 Months	52	0	33	9	7	0	2	0	1
61 to 120 Months	18	0	11	3	0	3	1	0	0
Over 120 Months	4	0	4	0	0	0	0	0	0
Prison and Alternatives	2	0	1	0	0	0	0	0	1

PROBATION

Total Receiving Probation	13	1	8	1	2	0	0	0	1
Probation Only	13	1	8	1	2	0	0	0	1
Probation and Alternatives	0	0	0	0	0	0	0	0	0

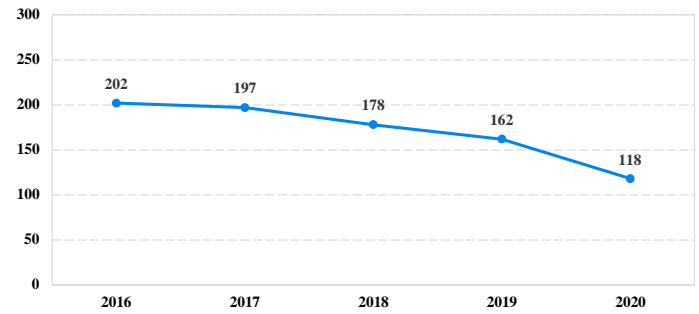
FINE ONLY

FINE ONLY	0	0	0	0	0	0	0	0	0
------------------	----------	----------	----------	----------	----------	----------	----------	----------	----------

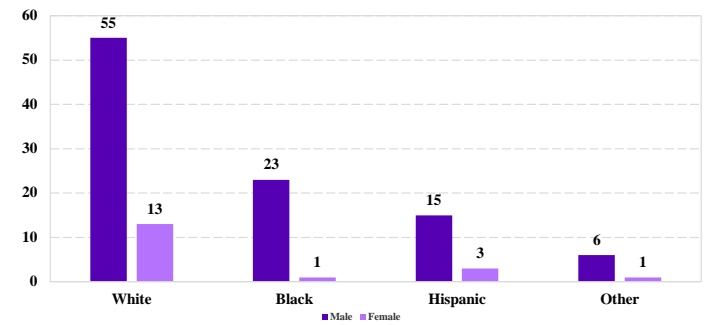
Cases with indeterminable sentence terms are excluded from the calculation of the Mean Sentence or Median Sentence category. Sentences greater than 470 months and probation were included in the sentence average computations as 470 months and zero months, respectively. Cases in the Total Receiving Imprisonment, Total Receiving Probation, and Fine Only categories total 100 percent of all cases. Cases missing information required for a specific analysis were excluded from that analysis. Descriptions of variables used in this analysis are provided in Appendix A.

SOURCE: U.S. Sentencing Commission, 2016 - 2020 Datafiles, USSCFY16 - USSCFY20.

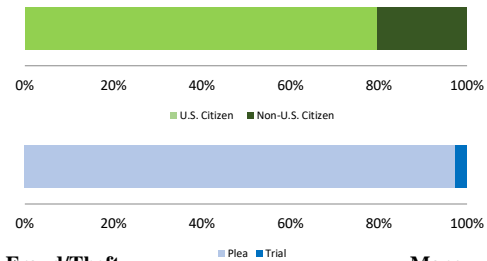
Number of Federal Offenders Over Time



Race and Gender



Citizenship, Guilty Pleas, and Trials



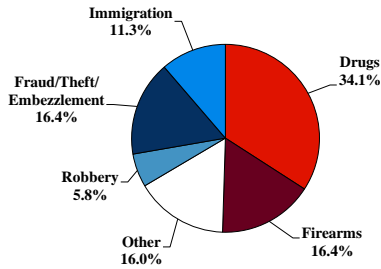
District at a Glance

District of Maryland

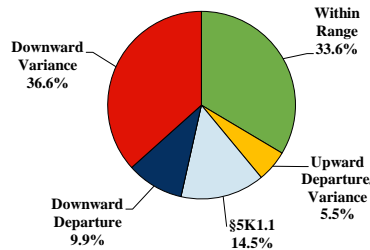
Fiscal Year 2020



Type of Crime



Sentence Imposed Relative to the Guideline Range



SENTENCING INFORMATION BY TYPE OF CRIME

	TOTAL	Immigration	Drug Trafficking	Firearms	Fraud/Theft /Embezzle	Robbery	Child Porn	Money Laundering	All Other
Total	469	53	156	77	77	27	4	3	72
Mean Sentence (months)	65	8	75	52	26	116	118	70	121
Median Sentence (months)	42	7	60	46	12	96	96	25	30

IMPRISONMENT

Total Receiving Imprisonment	436	53	154	75	59	27	4	3	61
Prison Only	410	52	148	70	49	26	4	3	58
Up to 12 Months	75	40	9	3	11	0	0	0	12
13 to 60 Months	181	12	70	43	33	5	1	2	15
61 to 120 Months	89	0	47	21	3	14	2	0	2
Over 120 Months	65	0	22	3	2	7	1	1	29
Prison and Alternatives	26	1	6	5	10	1	0	0	3

PROBATION

Total Receiving Probation	28	0	2	2	16	0	0	0	8
Probation Only	14	0	1	0	6	0	0	0	7
Probation and Alternatives	14	0	1	2	10	0	0	0	1

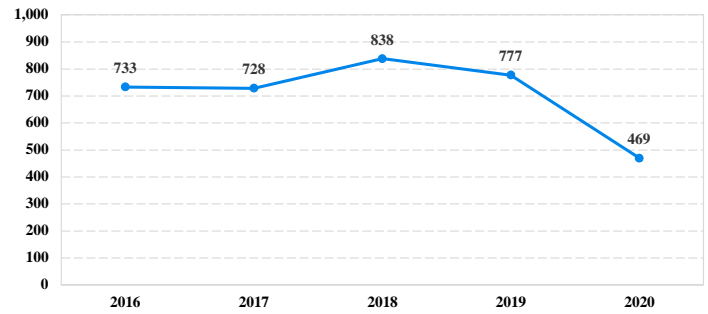
FINE ONLY

Total	5	0	0	0	2	0	0	0	3
--------------	----------	----------	----------	----------	----------	----------	----------	----------	----------

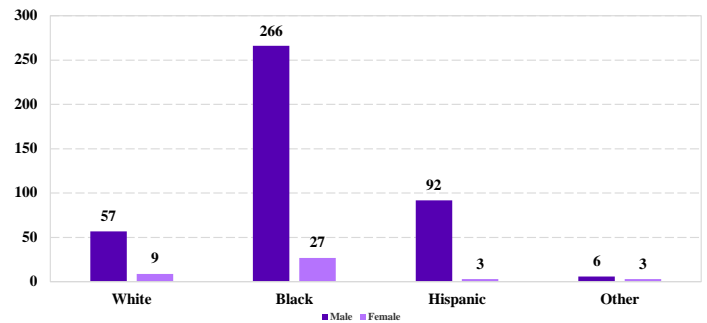
Cases with indeterminable sentence terms are excluded from the calculation of the Mean Sentence or Median Sentence category. Sentences greater than 470 months and probation were included in the sentence average computations as 470 months and zero months, respectively. Cases in the Total Receiving Imprisonment, Total Receiving Probation, and Fine Only categories total 100 percent of all cases. Cases missing information required for a specific analysis were excluded from that analysis. Descriptions of variables used in this analysis are provided in Appendix A.

SOURCE: U.S. Sentencing Commission, 2016 - 2020 Datafiles, USSCFY16 - USSCFY20.

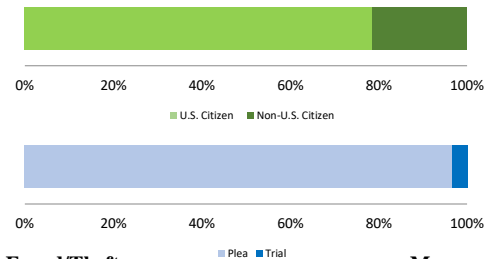
Number of Federal Offenders Over Time



Race and Gender



Citizenship, Guilty Pleas, and Trials



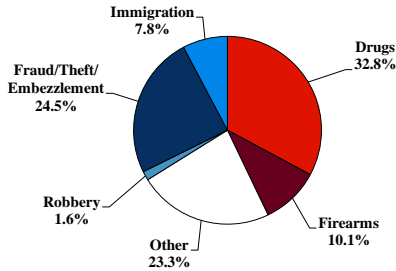
District at a Glance

District of Massachusetts

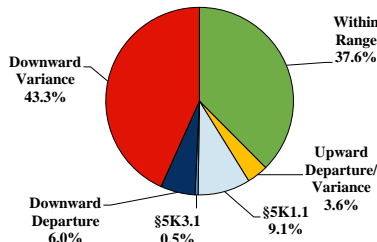
Fiscal Year 2020



Type of Crime



Sentence Imposed Relative to the Guideline Range



SENTENCING INFORMATION BY TYPE OF CRIME

	TOTAL	Immigration	Drug Trafficking	Firearms	Fraud/Theft/Embezzle	Robbery	Child Porn	Money Laundering	All Other
TOTAL	387	30	124	39	95	6	16	21	56
Mean Sentence (months)	36	7	41	42	15	131	82	37	45
Median Sentence (months)	21	6	33	30	12	108	75	20	18

IMPRISONMENT

Total Receiving Imprisonment	363	30	120	39	81	6	16	21	50
Prison Only	322	30	101	31	77	4	15	21	43
Up to 12 Months	97	23	20	2	31	0	0	8	13
13 to 60 Months	178	7	65	25	44	1	6	10	20
61 to 120 Months	26	0	12	2	1	1	6	2	2
Over 120 Months	21	0	4	2	1	2	3	1	8
Prison and Alternatives	41	0	19	8	4	2	1	0	7

PROBATION

Total Receiving Probation	24	0	4	0	14	0	0	0	6
Probation Only	15	0	2	0	10	0	0	0	3
Probation and Alternatives	9	0	2	0	4	0	0	0	3

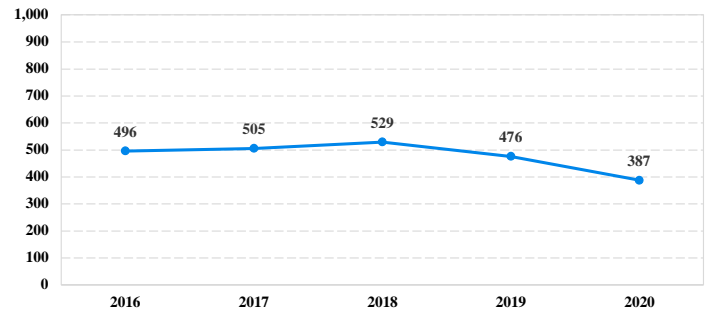
FINE ONLY

FINE ONLY	0	0	0	0	0	0	0	0	0
------------------	----------	----------	----------	----------	----------	----------	----------	----------	----------

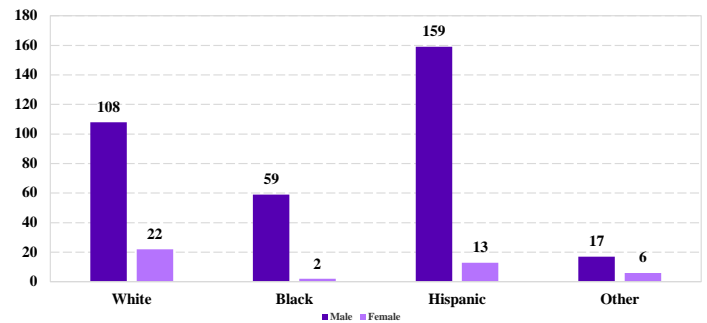
Cases with indeterminable sentence terms are excluded from the calculation of the Mean Sentence or Median Sentence category. Sentences greater than 470 months and probation were included in the sentence average computations as 470 months and zero months, respectively. Cases in the Total Receiving Imprisonment, Total Receiving Probation, and Fine Only categories total 100 percent of all cases. Cases missing information required for a specific analysis were excluded from that analysis. Descriptions of variables used in this analysis are provided in Appendix A.

SOURCE: U.S. Sentencing Commission, 2016 - 2020 Datafiles, USSCFY16 - USSCFY20.

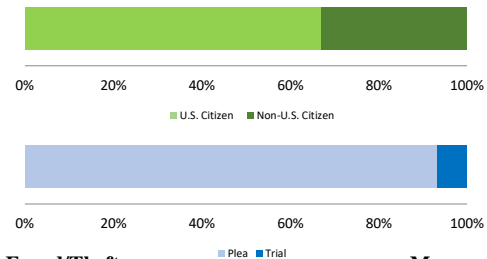
Number of Federal Offenders Over Time



Race and Gender



Citizenship, Guilty Pleas, and Trials



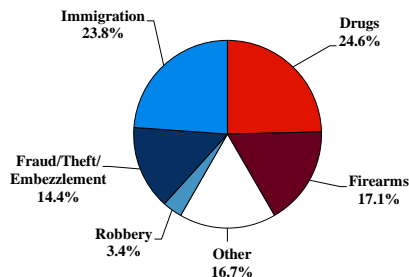
District at a Glance

Eastern District of Michigan

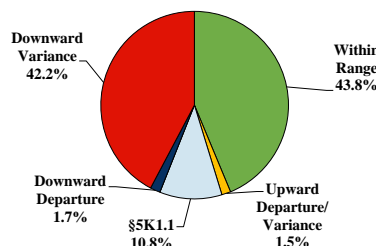
Fiscal Year 2020



Type of Crime



Sentence Imposed Relative to the Guideline Range



SENTENCING INFORMATION BY TYPE OF CRIME

	TOTAL	Immigration	Drug Trafficking	Firearms	Fraud/Theft /Embezzle	Robbery	Child Porn	Money Laundering	All Other
Total	533	127	130	91	77	18	4	14	72
Mean Sentence (months)	56	4	89	39	19	129	156	40	130
Median Sentence (months)	27	3	70	30	12	95	132	19	49

IMPRISONMENT

	TOTAL	Immigration	Drug Trafficking	Firearms	Fraud/Theft /Embezzle	Robbery	Child Porn	Money Laundering	All Other
Total Receiving Imprisonment	497	127	128	85	61	18	4	11	63
Prison Only	488	127	128	82	58	17	4	11	61
Up to 12 Months	164	119	3	10	20	0	0	4	8
13 to 60 Months	171	8	52	52	33	3	0	3	20
61 to 120 Months	85	0	46	18	4	7	2	3	5
Over 120 Months	68	0	27	2	1	7	2	1	28
Prison and Alternatives	9	0	0	3	3	1	0	0	2

PROBATION

	TOTAL	Immigration	Drug Trafficking	Firearms	Fraud/Theft /Embezzle	Robbery	Child Porn	Money Laundering	All Other
Total Receiving Probation	35	0	2	6	15	0	0	3	9
Probation Only	25	0	2	4	10	0	0	3	6
Probation and Alternatives	10	0	0	2	5	0	0	0	3

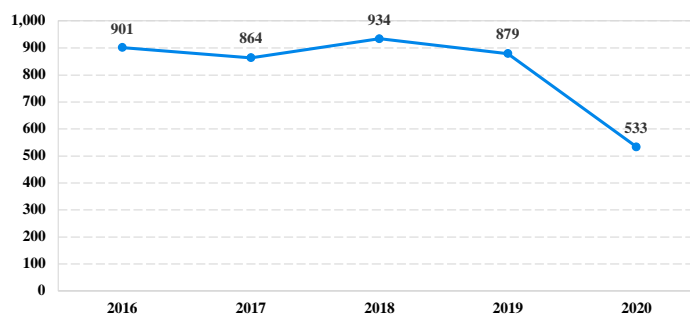
FINE ONLY

	TOTAL	Immigration	Drug Trafficking	Firearms	Fraud/Theft /Embezzle	Robbery	Child Porn	Money Laundering	All Other
Total	1	0	0	0	1	0	0	0	0

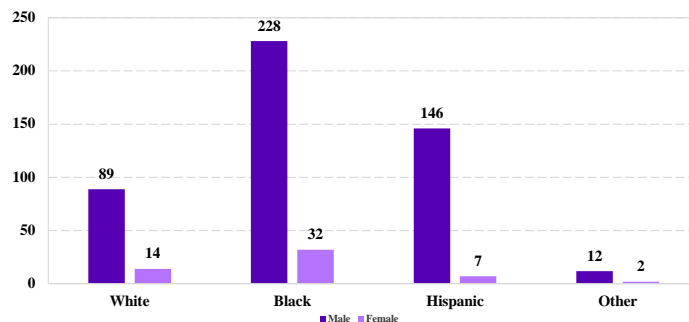
Cases with indeterminable sentence terms are excluded from the calculation of the Mean Sentence or Median Sentence category. Sentences greater than 470 months and probation were included in the sentence average computations as 470 months and zero months, respectively. Cases in the Total Receiving Imprisonment, Total Receiving Probation, and Fine Only categories total 100 percent of all cases. Cases missing information required for a specific analysis were excluded from that analysis. Descriptions of variables used in this analysis are provided in Appendix A.

SOURCE: U.S. Sentencing Commission, 2016 - 2020 Datafiles, USSCFY16 - USSCFY20.

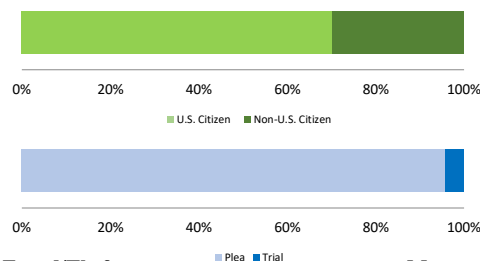
Number of Federal Offenders Over Time



Race and Gender



Citizenship, Guilty Pleas, and Trials



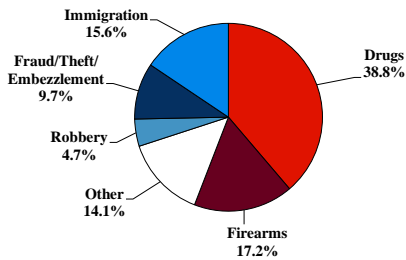
District at a Glance

Western District of Michigan

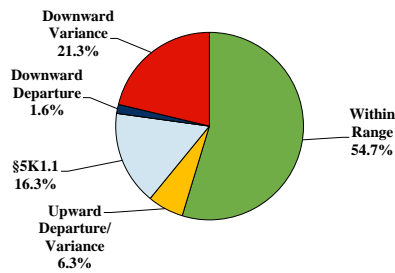
Fiscal Year 2020



Type of Crime



Sentence Imposed Relative to the Guideline Range



SENTENCING INFORMATION BY TYPE OF CRIME

	TOTAL	Immigration	Drug Trafficking	Firearms	Fraud/Theft /Embezzle	Robbery	Child Porn	Money Laundering	All Other
	320	50	124	55	31	15	7	0	38
Mean Sentence (months)	71	7	103	60	17	106	145	--	82
Median Sentence (months)	42	5	78	48	6	78	125	--	24

IMPRISONMENT

Total Receiving Imprisonment	292	49	121	49	16	15	7	0	35
Prison Only	282	49	120	47	13	15	7	0	31
Up to 12 Months	50	38	2	2	2	0	0	0	6
13 to 60 Months	110	11	40	29	8	6	0	0	16
61 to 120 Months	64	0	41	12	3	3	3	0	2
Over 120 Months	58	0	37	4	0	6	4	0	7
Prison and Alternatives	10	0	1	2	3	0	0	0	4

PROBATION

Total Receiving Probation	27	1	3	6	14	0	0	0	3
Probation Only	21	1	2	4	11	0	0	0	3
Probation and Alternatives	6	0	1	2	3	0	0	0	0

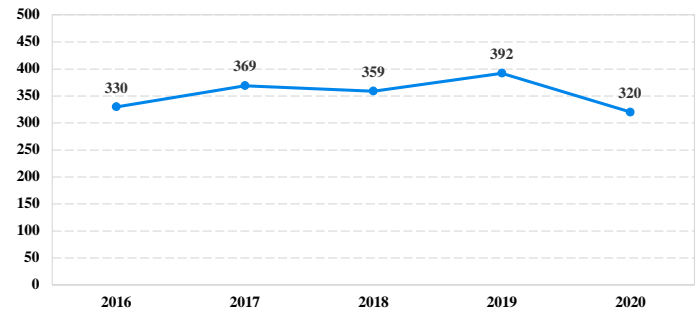
FINE ONLY

FINE ONLY	1	0	0	0	1	0	0	0	0
------------------	----------	----------	----------	----------	----------	----------	----------	----------	----------

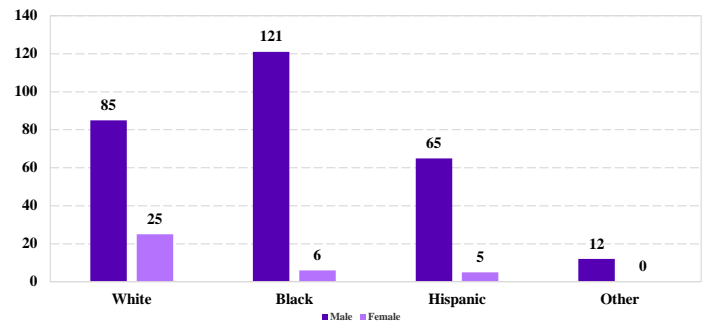
Cases with indeterminable sentence terms are excluded from the calculation of the Mean Sentence or Median Sentence category. Sentences greater than 470 months and probation were included in the sentence average computations as 470 months and zero months, respectively. Cases in the Total Receiving Imprisonment, Total Receiving Probation, and Fine Only categories total 100 percent of all cases. Cases missing information required for a specific analysis were excluded from that analysis. Descriptions of variables used in this analysis are provided in Appendix A.

SOURCE: U.S. Sentencing Commission, 2016 - 2020 Datafiles, USSCFY16 - USSCFY20.

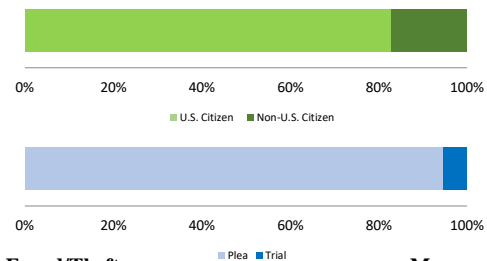
Number of Federal Offenders Over Time



Race and Gender



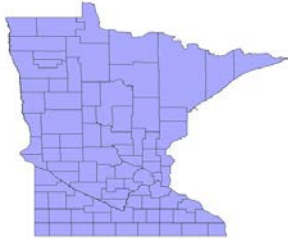
Citizenship, Guilty Pleas, and Trials



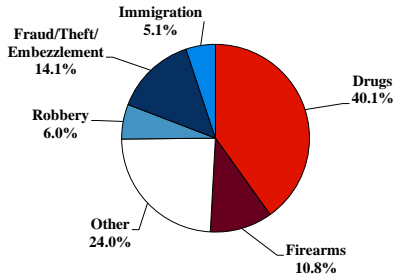
District at a Glance

District of Minnesota

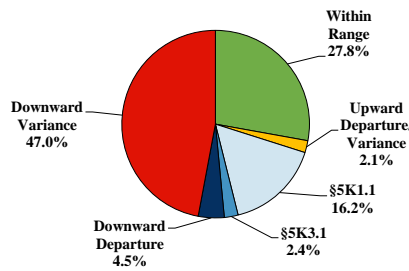
Fiscal Year 2020



Type of Crime



Sentence Imposed Relative to the Guideline Range



SENTENCING INFORMATION BY TYPE OF CRIME

	TOTAL	Immigration	Drug Trafficking	Firearms	Fraud/Theft /Embezzle	Robbery	Child Porn	Money Laundering	All Other
Total	334	17	134	36	47	20	16	23	41
Mean Sentence (months)	85	14	102	101	15	98	125	67	111
Median Sentence (months)	62	10	85	83	6	97	120	46	18

IMPRISONMENT

Total Receiving Imprisonment	302	17	134	34	25	20	16	23	33
Prison Only	291	17	129	34	22	20	16	21	32
Up to 12 Months	25	9	5	1	5	0	0	1	4
13 to 60 Months	99	8	36	8	13	5	1	13	15
61 to 120 Months	87	0	46	15	4	10	10	2	0
Over 120 Months	80	0	42	10	0	5	5	5	13
Prison and Alternatives	11	0	5	0	3	0	0	2	1

PROBATION

Total Receiving Probation	32	0	0	2	22	0	0	0	8
Probation Only	25	0	0	0	19	0	0	0	6
Probation and Alternatives	7	0	0	2	3	0	0	0	2

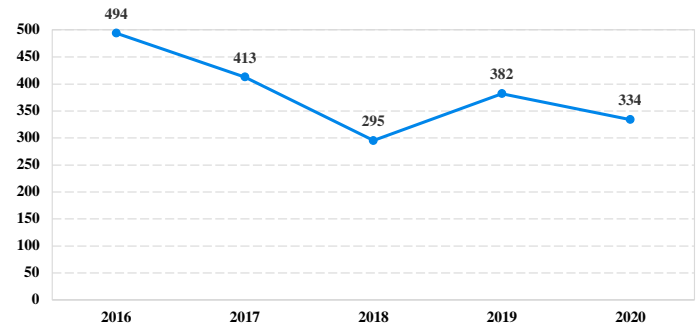
FINE ONLY

Total	0	0	0	0	0	0	0	0	0
--------------	----------	----------	----------	----------	----------	----------	----------	----------	----------

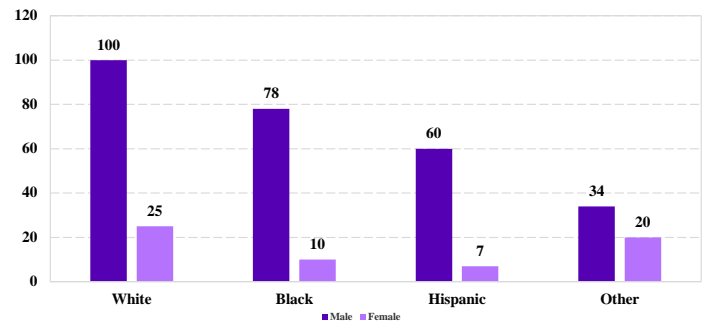
Cases with indeterminable sentence terms are excluded from the calculation of the Mean Sentence or Median Sentence category. Sentences greater than 470 months and probation were included in the sentence average computations as 470 months and zero months, respectively. Cases in the Total Receiving Imprisonment, Total Receiving Probation, and Fine Only categories total 100 percent of all cases. Cases missing information required for a specific analysis were excluded from that analysis. Descriptions of variables used in this analysis are provided in Appendix A.

SOURCE: U.S. Sentencing Commission, 2016 - 2020 Datafiles, USSCFY16 - USSCFY20.

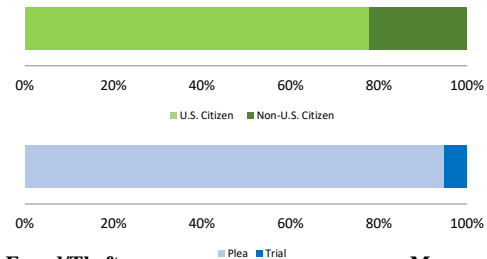
Number of Federal Offenders Over Time



Race and Gender



Citizenship, Guilty Pleas, and Trials



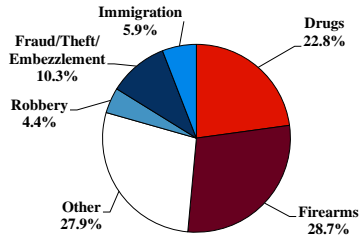
District at a Glance

Northern District of Mississippi

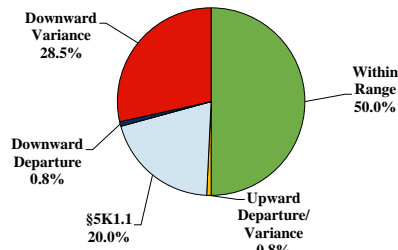
Fiscal Year 2020



Type of Crime



Sentence Imposed Relative to the Guideline Range



SENTENCING INFORMATION BY TYPE OF CRIME

	TOTAL	Immigration	Drug Trafficking	Firearms	Fraud/Theft /Embezzle	Robbery	Child Porn	Money Laundering	All Other
Total	136	8	31	39	14	6	3	4	31
Mean Sentence (months)	50	1	59	40	16	62	91	131	63
Median Sentence (months)	33	0	48	30	14	57	96	102	36

IMPRISONMENT

Total Receiving Imprisonment	119	8	28	33	11	6	3	4	26
Prison Only	116	8	28	32	11	6	3	4	24
Up to 12 Months	15	8	3	2	2	0	0	0	0
13 to 60 Months	64	0	16	23	8	3	1	1	12
61 to 120 Months	29	0	7	6	1	3	2	2	8
Over 120 Months	8	0	2	1	0	0	0	1	4
Prison and Alternatives	3	0	0	1	0	0	0	0	2

PROBATION

Total Receiving Probation	17	0	3	6	3	0	0	0	5
Probation Only	15	0	3	5	3	0	0	0	4
Probation and Alternatives	2	0	0	1	0	0	0	0	1

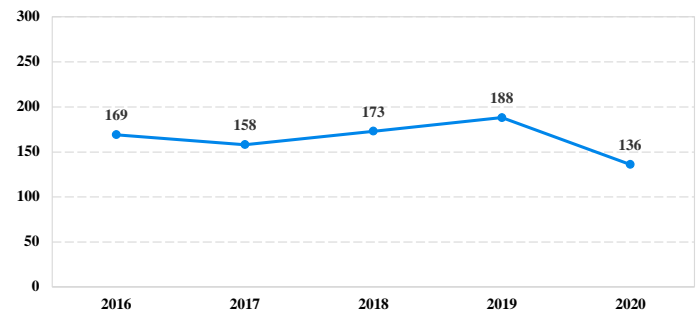
FINE ONLY

Total	0	0	0	0	0	0	0	0	0
--------------	----------	----------	----------	----------	----------	----------	----------	----------	----------

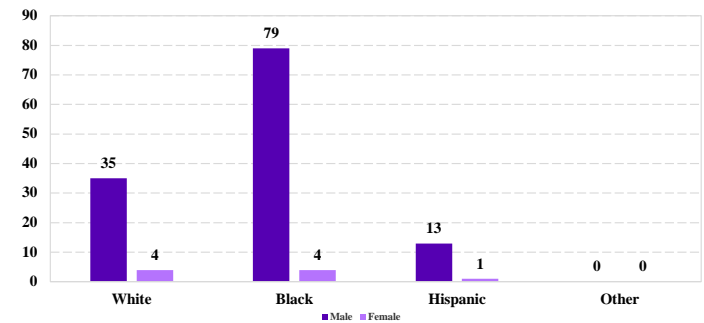
Cases with indeterminable sentence terms are excluded from the calculation of the Mean Sentence or Median Sentence category. Sentences greater than 470 months and probation were included in the sentence average computations as 470 months and zero months, respectively. Cases in the Total Receiving Imprisonment, Total Receiving Probation, and Fine Only categories total 100 percent of all cases. Cases missing information required for a specific analysis were excluded from that analysis. Descriptions of variables used in this analysis are provided in Appendix A.

SOURCE: U.S. Sentencing Commission, 2016 - 2020 Datafiles, USSCFY16 - USSCFY20.

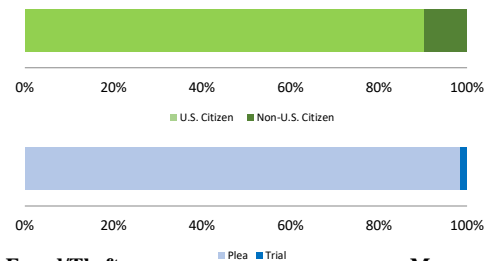
Number of Federal Offenders Over Time



Race and Gender



Citizenship, Guilty Pleas, and Trials



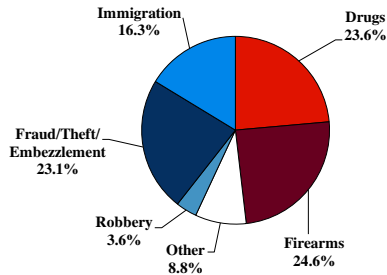
District at a Glance

Southern District of Mississippi

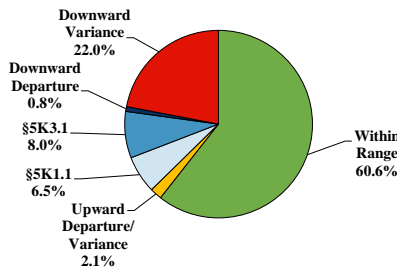
Fiscal Year 2020



Type of Crime



Sentence Imposed Relative to the Guideline Range



SENTENCING INFORMATION BY TYPE OF CRIME

	TOTAL	Immigration	Drug Trafficking	Firearms	Fraud/Theft /Embezzle	Robbery	Child Porn	Money Laundering	All Other
Total	386	63	91	95	89	14	4	0	30
Mean Sentence (months)	53	5	124	46	15	104	157	--	37
Median Sentence (months)	21	4	120	30	3	93	190	--	13

IMPRISONMENT

Total Receiving Imprisonment	360	62	89	91	76	14	4	0	24
Prison Only	352	62	87	90	72	14	4	0	23
Up to 12 Months	122	54	4	7	48	2	0	0	7
13 to 60 Months	124	8	22	62	19	1	1	0	11
61 to 120 Months	52	0	22	18	3	6	0	0	3
Over 120 Months	54	0	39	3	2	5	3	0	2
Prison and Alternatives	8	0	2	1	4	0	0	0	1

PROBATION

Total Receiving Probation	26	1	2	4	13	0	0	0	6
Probation Only	18	0	1	2	10	0	0	0	5
Probation and Alternatives	8	1	1	2	3	0	0	0	1

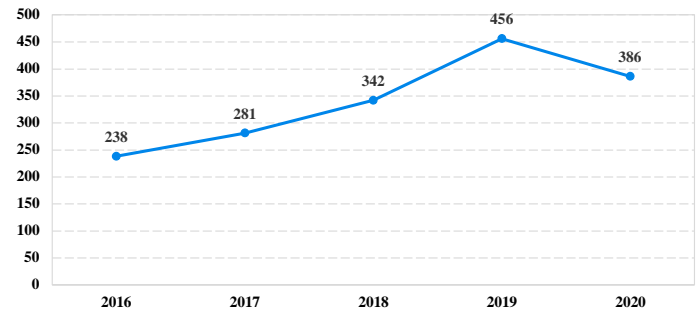
FINE ONLY

Total	0	0	0	0	0	0	0	0	0
--------------	----------	----------	----------	----------	----------	----------	----------	----------	----------

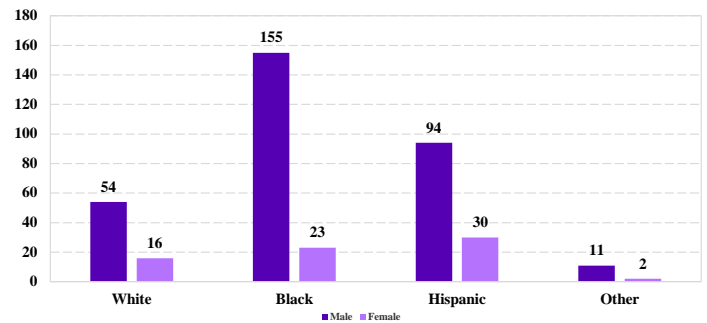
Cases with indeterminable sentence terms are excluded from the calculation of the Mean Sentence or Median Sentence category. Sentences greater than 470 months and probation were included in the sentence average computations as 470 months and zero months, respectively. Cases in the Total Receiving Imprisonment, Total Receiving Probation, and Fine Only categories total 100 percent of all cases. Cases missing information required for a specific analysis were excluded from that analysis. Descriptions of variables used in this analysis are provided in Appendix A.

SOURCE: U.S. Sentencing Commission, 2016 - 2020 Datafiles, USSCFY16 - USSCFY20.

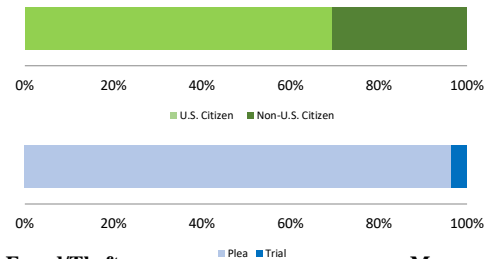
Number of Federal Offenders Over Time



Race and Gender



Citizenship, Guilty Pleas, and Trials



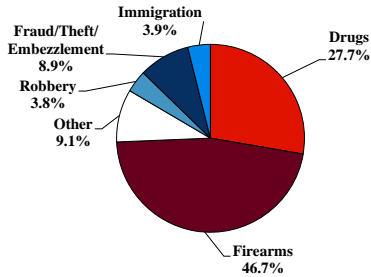
District at a Glance

Eastern District of Missouri

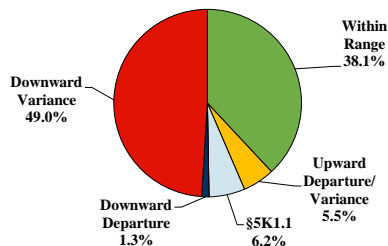
Fiscal Year 2020



Type of Crime



Sentence Imposed Relative to the Guideline Range



SENTENCING INFORMATION BY TYPE OF CRIME

	TOTAL	Immigration	Drug Trafficking	Firearms	Fraud/Theft /Embezzle	Robbery	Child Porn	Money Laundering	All Other
Total	925	36	255	432	82	35	19	7	59
Mean Sentence (months)	48	4	64	41	18	111	78	33	50
Median Sentence (months)	36	4	60	36	12	104	70	18	12

IMPRISONMENT

Total Receiving Imprisonment	854	35	244	412	57	35	19	5	47
Prison Only	832	35	242	400	54	34	19	5	43
Up to 12 Months	104	34	19	29	11	0	0	0	11
13 to 60 Months	500	1	117	304	41	8	7	4	18
61 to 120 Months	176	0	82	59	2	13	12	1	7
Over 120 Months	52	0	24	8	0	13	0	0	7
Prison and Alternatives	22	0	2	12	3	1	0	0	4

PROBATION

Total Receiving Probation	71	1	11	20	25	0	0	2	12
Probation Only	62	1	10	16	21	0	0	2	12
Probation and Alternatives	9	0	1	4	4	0	0	0	0

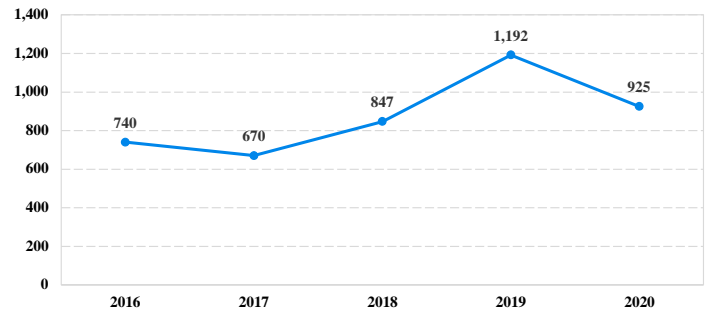
FINE ONLY

Total	0	0	0	0	0	0	0	0	0
--------------	----------	----------	----------	----------	----------	----------	----------	----------	----------

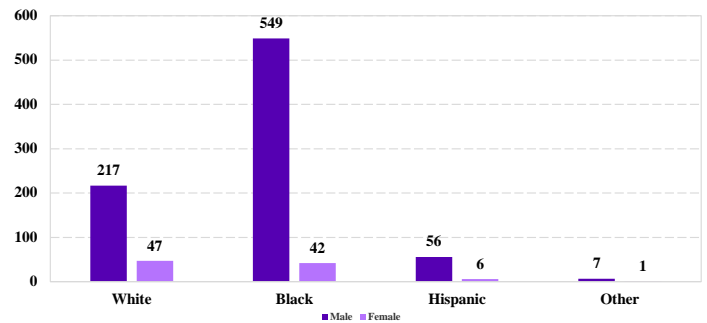
Cases with indeterminable sentence terms are excluded from the calculation of the Mean Sentence or Median Sentence category. Sentences greater than 470 months and probation were included in the sentence average computations as 470 months and zero months, respectively. Cases in the Total Receiving Imprisonment, Total Receiving Probation, and Fine Only categories total 100 percent of all cases. Cases missing information required for a specific analysis were excluded from that analysis. Descriptions of variables used in this analysis are provided in Appendix A.

SOURCE: U.S. Sentencing Commission, 2016 - 2020 Datafiles, USSCFY16 - USSCFY20.

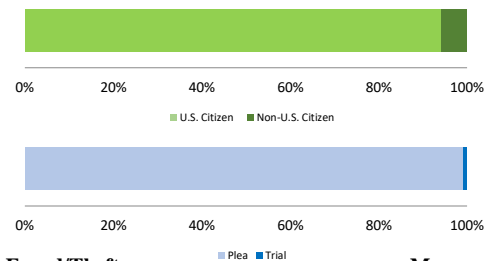
Number of Federal Offenders Over Time



Race and Gender



Citizenship, Guilty Pleas, and Trials



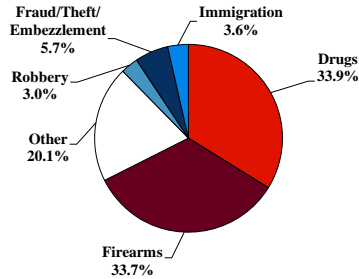
District at a Glance

Western District of Missouri

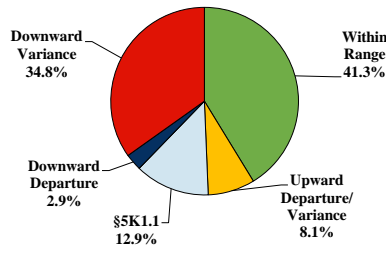
Fiscal Year 2020



Type of Crime



Sentence Imposed Relative to the Guideline Range



SENTENCING INFORMATION BY TYPE OF CRIME

	TOTAL	Immigration	Drug Trafficking	Firearms	Fraud/Theft /Embezzle	Robbery	Child Porn	Money Laundering	All Other
Total	697	25	236	235	40	21	42	28	70
Mean Sentence (months)	83	15	107	59	26	132	113	90	106
Median Sentence (months)	60	14	92	46	8	96	108	84	43

IMPRISONMENT

Total Receiving Imprisonment	641	24	225	220	25	21	42	26	58
Prison Only	636	24	224	219	24	21	42	26	56
Up to 12 Months	29	8	6	4	5	2	0	0	4
13 to 60 Months	265	16	55	139	13	4	6	11	21
61 to 120 Months	202	0	84	61	6	7	25	9	10
Over 120 Months	140	0	79	15	0	8	11	6	21
Prison and Alternatives	5	0	1	1	1	0	0	0	2

PROBATION

Total Receiving Probation	55	1	11	15	15	0	0	2	11
Probation Only	42	1	10	12	11	0	0	1	7
Probation and Alternatives	13	0	1	3	4	0	0	1	4

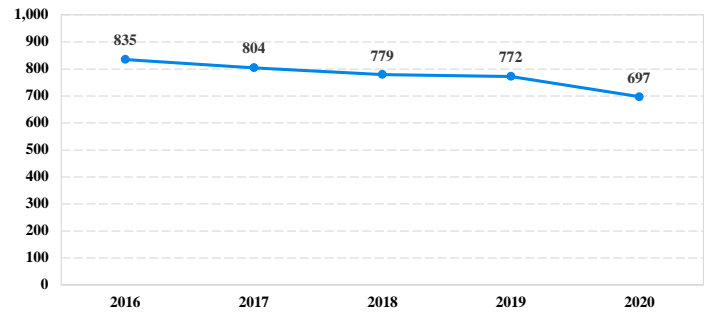
FINE ONLY

Total	1	0	0	0	0	0	0	0	1
--------------	----------	----------	----------	----------	----------	----------	----------	----------	----------

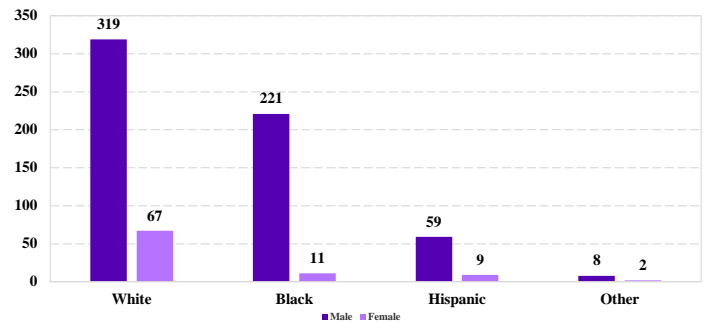
Cases with indeterminable sentence terms are excluded from the calculation of the Mean Sentence or Median Sentence category. Sentences greater than 470 months and probation were included in the sentence average computations as 470 months and zero months, respectively. Cases in the Total Receiving Imprisonment, Total Receiving Probation, and Fine Only categories total 100 percent of all cases. Cases missing information required for a specific analysis were excluded from that analysis. Descriptions of variables used in this analysis are provided in Appendix A.

SOURCE: U.S. Sentencing Commission, 2016 - 2020 Datafiles, USSCFY16 - USSCFY20.

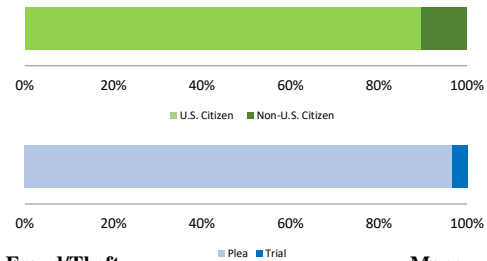
Number of Federal Offenders Over Time



Race and Gender



Citizenship, Guilty Pleas, and Trials



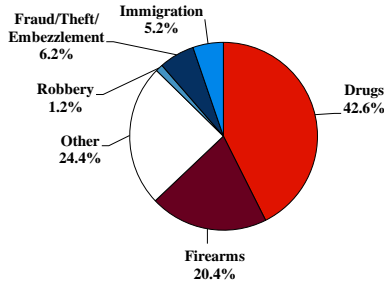
District at a Glance

District of Montana

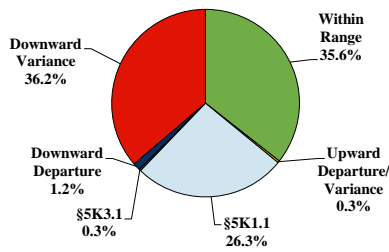
Fiscal Year 2020



Type of Crime



Sentence Imposed Relative to the Guideline Range



SENTENCING INFORMATION BY TYPE OF CRIME

	TOTAL	Immigration	Drug Trafficking	Firearms	Fraud/Theft /Embezzle	Robbery	Child Porn	Money Laundering	All Other
Total	324	17	137	66	20	4	7	5	68
Mean Sentence (months)	55	3	83	35	8	92	94	20	40
Median Sentence (months)	36	1	72	30	6	109	60	12	20

IMPRISONMENT

	TOTAL	Immigration	Drug Trafficking	Firearms	Fraud/Theft /Embezzle	Robbery	Child Porn	Money Laundering	All Other
Total Receiving Imprisonment	297	15	137	63	13	4	7	4	54
Prison Only	293	15	136	61	13	4	7	4	53
Up to 12 Months	51	13	13	6	9	0	0	1	9
13 to 60 Months	143	2	47	44	4	1	5	3	37
61 to 120 Months	60	0	48	10	0	1	0	0	1
Over 120 Months	39	0	28	1	0	2	2	0	6
Prison and Alternatives	4	0	1	2	0	0	0	0	1

PROBATION

	TOTAL	Immigration	Drug Trafficking	Firearms	Fraud/Theft /Embezzle	Robbery	Child Porn	Money Laundering	All Other
Total Receiving Probation	27	2	0	3	7	0	0	1	14
Probation Only	26	2	0	3	6	0	0	1	14
Probation and Alternatives	1	0	0	0	1	0	0	0	0

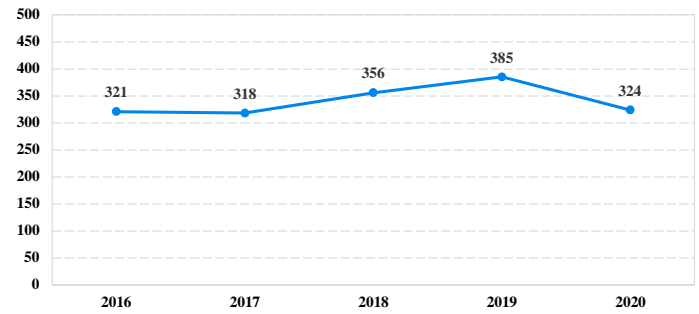
FINE ONLY

	TOTAL	Immigration	Drug Trafficking	Firearms	Fraud/Theft /Embezzle	Robbery	Child Porn	Money Laundering	All Other
Total	0	0	0	0	0	0	0	0	0

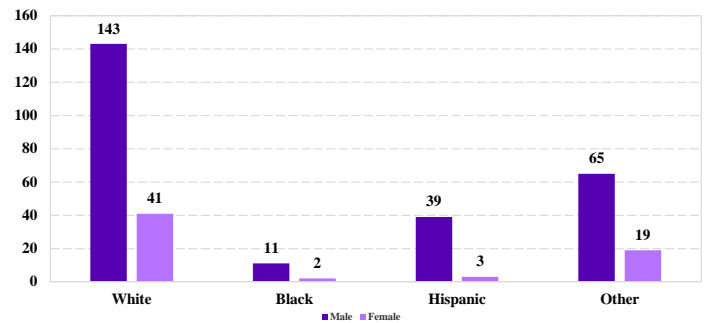
Cases with indeterminable sentence terms are excluded from the calculation of the Mean Sentence or Median Sentence category. Sentences greater than 470 months and probation were included in the sentence average computations as 470 months and zero months, respectively. Cases in the Total Receiving Imprisonment, Total Receiving Probation, and Fine Only categories total 100 percent of all cases. Cases missing information required for a specific analysis were excluded from that analysis. Descriptions of variables used in this analysis are provided in Appendix A.

SOURCE: U.S. Sentencing Commission, 2016 - 2020 Datafiles, USSCFY16 - USSCFY20.

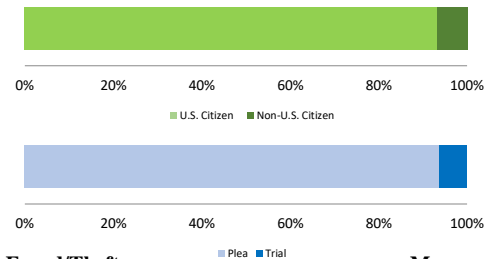
Number of Federal Offenders Over Time



Race and Gender



Citizenship, Guilty Pleas, and Trials



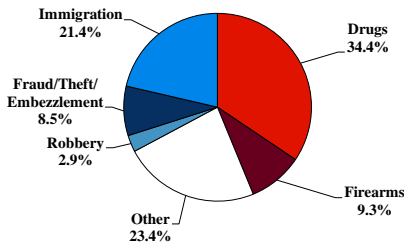
District at a Glance

District of Nebraska

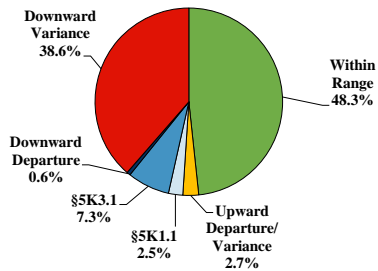
Fiscal Year 2020



Type of Crime



Sentence Imposed Relative to the Guideline Range



SENTENCING INFORMATION BY TYPE OF CRIME

	TOTAL	Immigration	Drug Trafficking	Firearms	Fraud/Theft/Embezzle	Robbery	Child Porn	Money Laundering	All Other
Total	482	103	163	45	41	14	19	6	91
Mean Sentence (months)	60	8	91	36	11	149	120	77	69
Median Sentence (months)	32	4	78	30	5	152	90	42	24

IMPRISONMENT

	TOTAL	Immigration	Drug Trafficking	Firearms	Fraud/Theft/Embezzle	Robbery	Child Porn	Money Laundering	All Other
Total Receiving Imprisonment	444	101	161	41	27	14	19	5	76
Prison Only	432	100	158	39	26	14	19	5	71
Up to 12 Months	119	81	4	2	14	0	0	2	16
13 to 60 Months	154	18	55	29	12	4	4	0	32
61 to 120 Months	92	1	60	8	0	2	10	2	9
Over 120 Months	67	0	39	0	0	8	5	1	14
Prison and Alternatives	12	1	3	2	1	0	0	0	5

PROBATION

	TOTAL	Immigration	Drug Trafficking	Firearms	Fraud/Theft/Embezzle	Robbery	Child Porn	Money Laundering	All Other
Total Receiving Probation	38	2	2	4	14	0	0	1	15
Probation Only	27	1	2	3	9	0	0	1	11
Probation and Alternatives	11	1	0	1	5	0	0	0	4

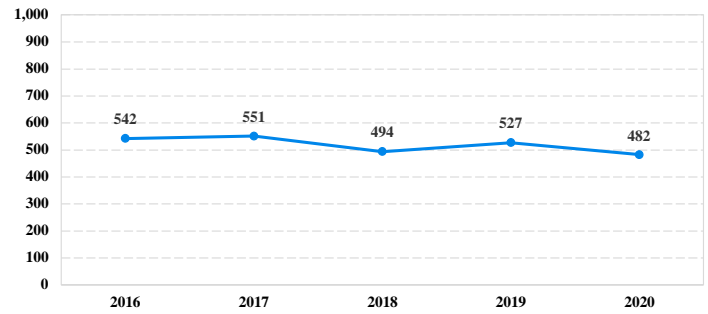
FINE ONLY

TOTAL	0	0	0	0	0	0	0	0	0
-------	---	---	---	---	---	---	---	---	---

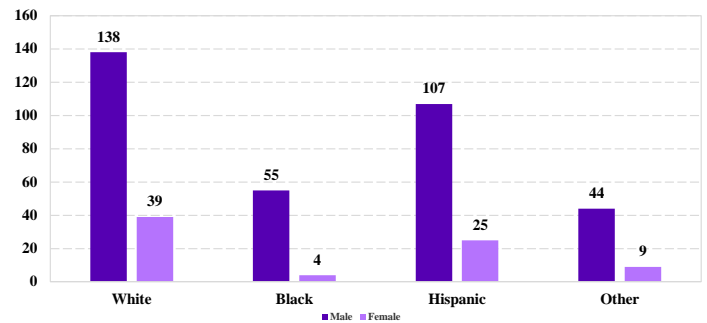
Cases with indeterminable sentence terms are excluded from the calculation of the Mean Sentence or Median Sentence category. Sentences greater than 470 months and probation were included in the sentence average computations as 470 months and zero months, respectively. Cases in the Total Receiving Imprisonment, Total Receiving Probation, and Fine Only categories total 100 percent of all cases. Cases missing information required for a specific analysis were excluded from that analysis. Descriptions of variables used in this analysis are provided in Appendix A.

SOURCE: U.S. Sentencing Commission, 2016 - 2020 Datafiles, USSCFY16 - USSCFY20.

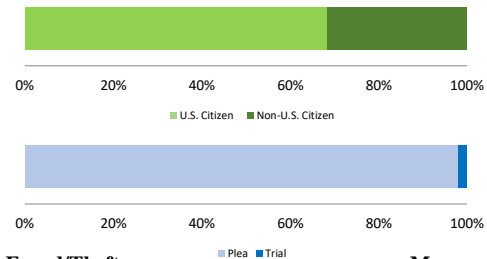
Number of Federal Offenders Over Time



Race and Gender



Citizenship, Guilty Pleas, and Trials



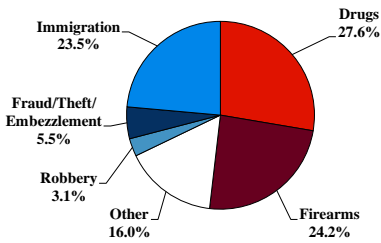
District at a Glance

District of Nevada

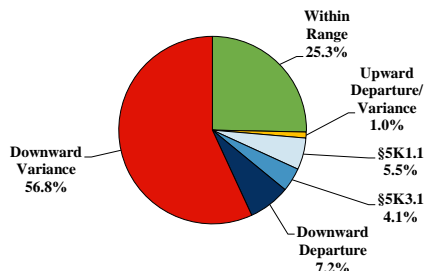
Fiscal Year 2020



Type of Crime



Sentence Imposed Relative to the Guideline Range



SENTENCING INFORMATION BY TYPE OF CRIME

	TOTAL	Immigration	Drug Trafficking	Firearms	Fraud/Theft/Embezzle	Robbery	Child Porn	Money Laundering	All Other
TOTAL	293	69	77	71	16	9	11	4	36
Mean Sentence (months)	40	17	55	25	32	84	103	146	42
Median Sentence (months)	23	12	37	24	15	41	63	169	13

IMPRISONMENT

Total Receiving Imprisonment	262	67	69	67	11	8	11	3	26
Prison Only	239	67	59	58	10	8	10	3	24
Up to 12 Months	55	34	4	9	2	0	0	0	6
13 to 60 Months	134	30	30	45	4	6	4	0	15
61 to 120 Months	34	3	18	4	4	0	3	1	1
Over 120 Months	16	0	7	0	0	2	3	2	2
Prison and Alternatives	23	0	10	9	1	0	1	0	2

PROBATION

Total Receiving Probation	31	2	8	4	5	1	0	1	10
Probation Only	18	2	4	2	4	0	0	0	6
Probation and Alternatives	13	0	4	2	1	1	0	1	4

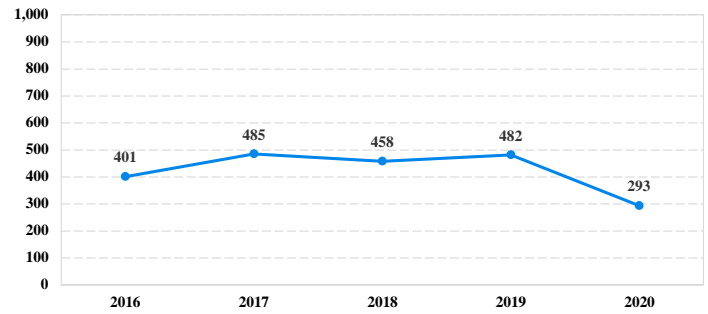
FINE ONLY

FINE ONLY	0	0	0	0	0	0	0	0	0
------------------	----------	----------	----------	----------	----------	----------	----------	----------	----------

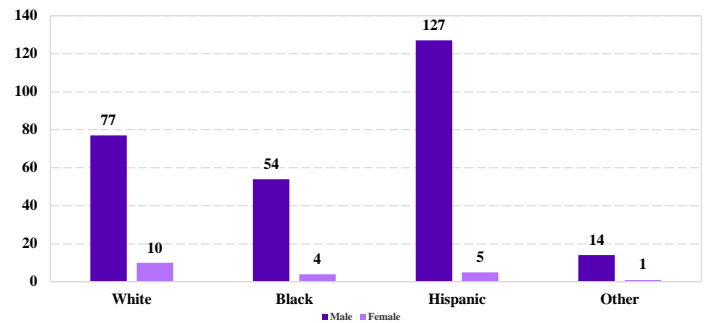
Cases with indeterminable sentence terms are excluded from the calculation of the Mean Sentence or Median Sentence category. Sentences greater than 470 months and probation were included in the sentence average computations as 470 months and zero months, respectively. Cases in the Total Receiving Imprisonment, Total Receiving Probation, and Fine Only categories total 100 percent of all cases. Cases missing information required for a specific analysis were excluded from that analysis. Descriptions of variables used in this analysis are provided in Appendix A.

SOURCE: U.S. Sentencing Commission, 2016 - 2020 Datafiles, USSCFY16 - USSCFY20.

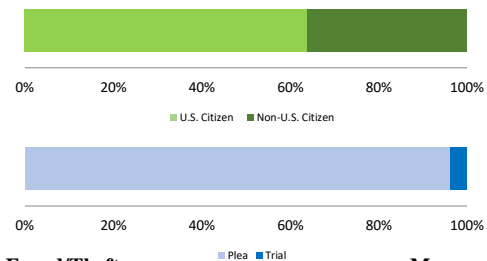
Number of Federal Offenders Over Time



Race and Gender



Citizenship, Guilty Pleas, and Trials



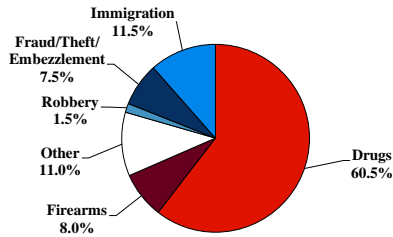
District at a Glance

District of New Hampshire

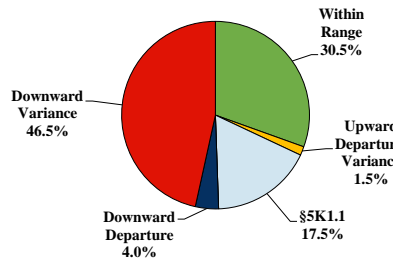
Fiscal Year 2020



Type of Crime



Sentence Imposed Relative to the Guideline Range



SENTENCING INFORMATION BY TYPE OF CRIME

	TOTAL	Immigration	Drug Trafficking	Firearms	Fraud/Theft /Embezzle	Robbery	Child Porn	Money Laundering	All Other
Total	200	23	117	16	15	3	2	2	22
Mean Sentence (months)	35	1	48	22	11	102	--	--	12
Median Sentence (months)	15	0	33	9	5	144	--	--	1

IMPRISONMENT

Total Receiving Imprisonment	181	21	108	14	12	3	2	2	19
Prison Only	173	21	100	14	12	3	2	2	19
Up to 12 Months	70	21	21	7	6	0	0	1	14
13 to 60 Months	65	0	48	5	6	1	1	0	4
61 to 120 Months	30	0	26	2	0	0	1	0	1
Over 120 Months	8	0	5	0	0	2	0	1	0
Prison and Alternatives	8	0	8	0	0	0	0	0	0

PROBATION

Total Receiving Probation	19	2	9	2	3	0	0	0	3
Probation Only	16	1	9	1	2	0	0	0	3
Probation and Alternatives	3	1	0	1	1	0	0	0	0

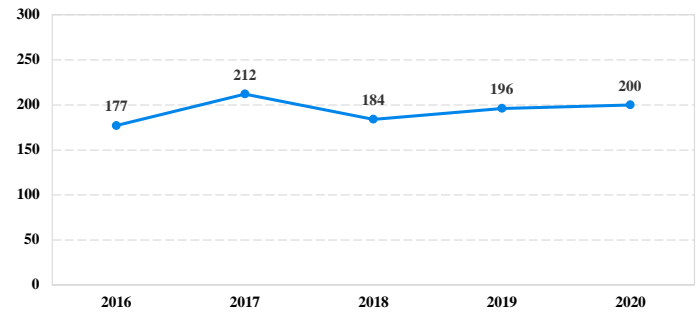
FINE ONLY

Total	0	0	0	0	0	0	0	0	0
--------------	----------	----------	----------	----------	----------	----------	----------	----------	----------

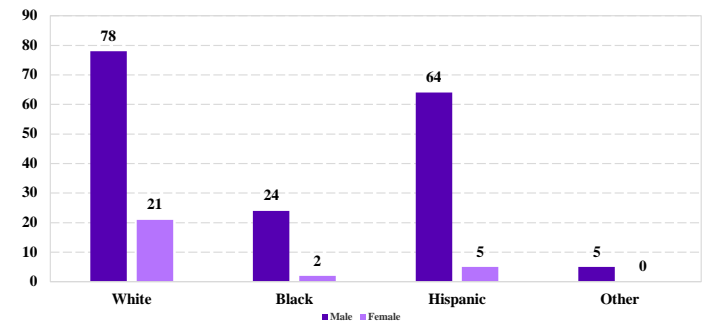
Cases with indeterminable sentence terms are excluded from the calculation of the Mean Sentence or Median Sentence category. Sentences greater than 470 months and probation were included in the sentence average computations as 470 months and zero months, respectively. Cases in the Total Receiving Imprisonment, Total Receiving Probation, and Fine Only categories total 100 percent of all cases. Cases missing information required for a specific analysis were excluded from that analysis. Descriptions of variables used in this analysis are provided in Appendix A.

SOURCE: U.S. Sentencing Commission, 2016 - 2020 Datafiles, USSCFY16 - USSCFY20.

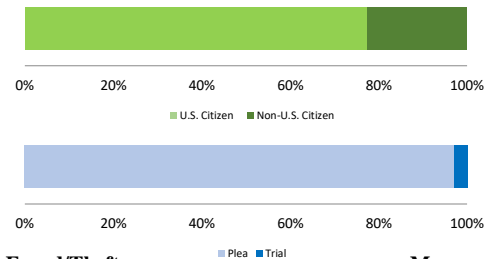
Number of Federal Offenders Over Time



Race and Gender



Citizenship, Guilty Pleas, and Trials



Legend: U.S. Citizen (Green), Non-U.S. Citizen (Dark Green)

Legend: Plea (Blue), Trial (Dark Blue)

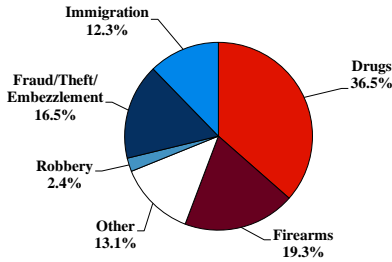
District at a Glance

District of New Jersey

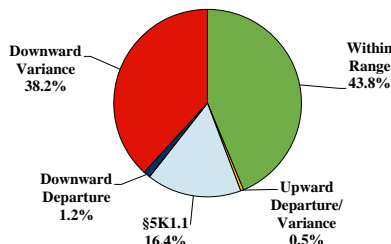
Fiscal Year 2020



Type of Crime



Sentence Imposed Relative to the Guideline Range



SENTENCING INFORMATION BY TYPE OF CRIME

	TOTAL	Immigration	Drug Trafficking	Firearms	Fraud/Theft /Embezzle	Robbery	Child Porn	Money Laundering	All Other
Total	595	73	202	115	98	14	6	10	77
Mean Sentence (months)	40	7	52	55	21	90	116	29	31
Median Sentence (months)	27	6	40	48	12	68	81	23	8

IMPRISONMENT

Total Receiving Imprisonment	509	71	188	115	68	14	6	8	39
Prison Only	488	71	181	111	60	14	6	7	38
Up to 12 Months	101	58	18	4	10	0	0	1	10
13 to 60 Months	257	13	104	66	44	6	1	5	18
61 to 120 Months	104	0	48	36	5	6	3	1	5
Over 120 Months	26	0	11	5	1	2	2	0	5
Prison and Alternatives	21	0	7	4	8	0	0	1	1

PROBATION

Total Receiving Probation	86	2	14	0	30	0	0	2	38
Probation Only	57	2	8	0	20	0	0	0	27
Probation and Alternatives	29	0	6	0	10	0	0	2	11

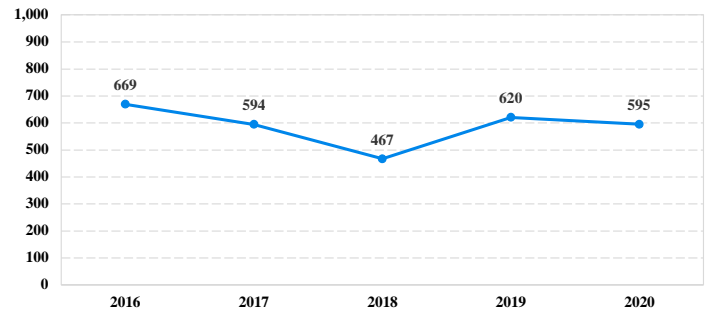
FINE ONLY

Total	0	0	0	0	0	0	0	0	0
--------------	----------	----------	----------	----------	----------	----------	----------	----------	----------

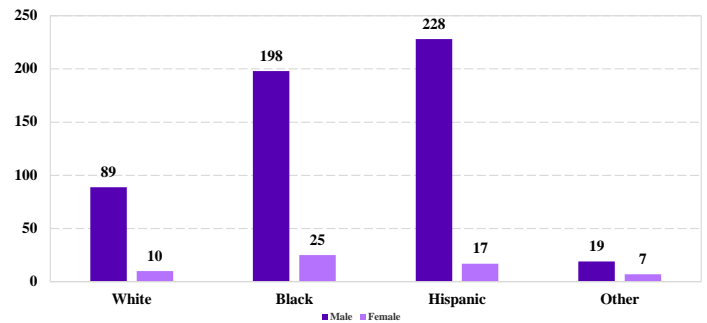
Cases with indeterminable sentence terms are excluded from the calculation of the Mean Sentence or Median Sentence category. Sentences greater than 470 months and probation were included in the sentence average computations as 470 months and zero months, respectively. Cases in the Total Receiving Imprisonment, Total Receiving Probation, and Fine Only categories total 100 percent of all cases. Cases missing information required for a specific analysis were excluded from that analysis. Descriptions of variables used in this analysis are provided in Appendix A.

SOURCE: U.S. Sentencing Commission, 2016 - 2020 Datafiles, USSCFY16 - USSCFY20.

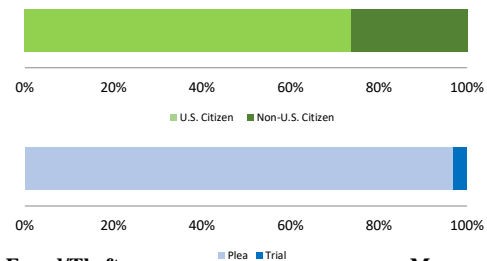
Number of Federal Offenders Over Time



Race and Gender



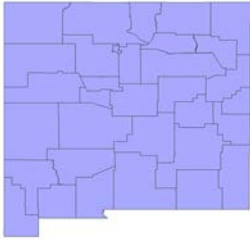
Citizenship, Guilty Pleas, and Trials



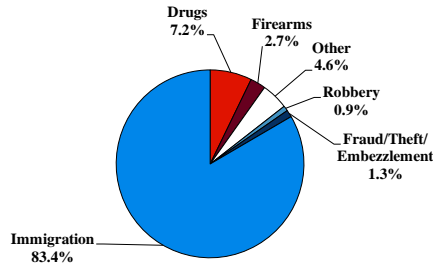
District at a Glance

District of New Mexico

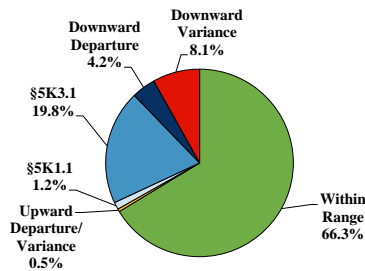
Fiscal Year 2020



Type of Crime



Sentence Imposed Relative to the Guideline Range



SENTENCING INFORMATION BY TYPE OF CRIME

	TOTAL	Immigration	Drug Trafficking	Firearms	Fraud/Theft /Embezzle	Robbery	Child Porn	Money Laundering	All Other
Total	3,192	2,661	228	85	40	28	2	9	139
Mean Sentence (months)	13	4	57	47	10	83	--	86	66
Median Sentence (months)	2	2	41	36	0	59	--	71	27

IMPRISONMENT

	TOTAL	Immigration	Drug Trafficking	Firearms	Fraud/Theft /Embezzle	Robbery	Child Porn	Money Laundering	All Other
Total Receiving Imprisonment	3,160	2,653	227	85	29	28	2	9	127
Prison Only	2,984	2,620	175	56	23	13	2	8	87
Up to 12 Months	2,489	2,399	43	8	17	0	0	2	20
13 to 60 Months	406	220	85	37	6	9	0	2	47
61 to 120 Months	60	1	35	10	0	2	0	2	10
Over 120 Months	29	0	12	1	0	2	2	2	10
Prison and Alternatives	176	33	52	29	6	15	0	1	40

PROBATION

	TOTAL	Immigration	Drug Trafficking	Firearms	Fraud/Theft /Embezzle	Robbery	Child Porn	Money Laundering	All Other
Total Receiving Probation	32	8	1	0	11	0	0	0	12
Probation Only	28	6	0	0	11	0	0	0	11
Probation and Alternatives	4	2	1	0	0	0	0	0	1

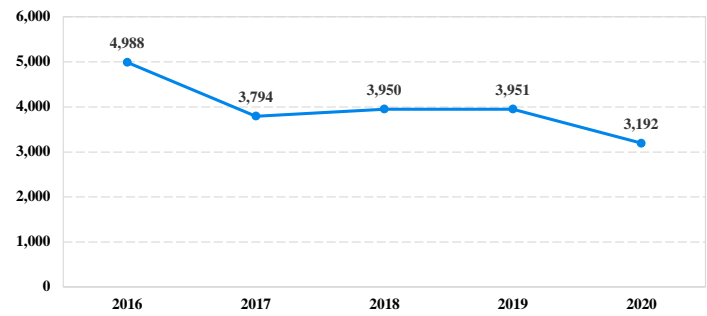
FINE ONLY

TOTAL	0	0	0	0	0	0	0	0	0
-------	---	---	---	---	---	---	---	---	---

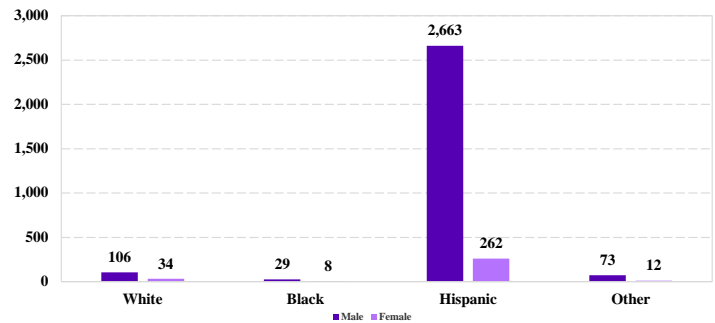
Cases with indeterminable sentence terms are excluded from the calculation of the Mean Sentence or Median Sentence category. Sentences greater than 470 months and probation were included in the sentence average computations as 470 months and zero months, respectively. Cases in the Total Receiving Imprisonment, Total Receiving Probation, and Fine Only categories total 100 percent of all cases. Cases missing information required for a specific analysis were excluded from that analysis. Descriptions of variables used in this analysis are provided in Appendix A.

SOURCE: U.S. Sentencing Commission, 2016 - 2020 Datafiles, USSCFY16 - USSCFY20.

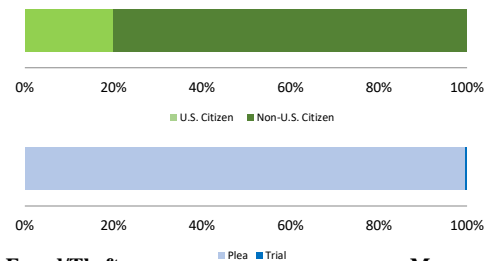
Number of Federal Offenders Over Time



Race and Gender



Citizenship, Guilty Pleas, and Trials



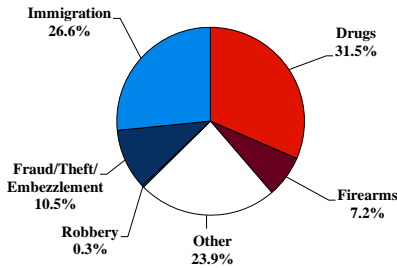
District at a Glance

Northern District of New York

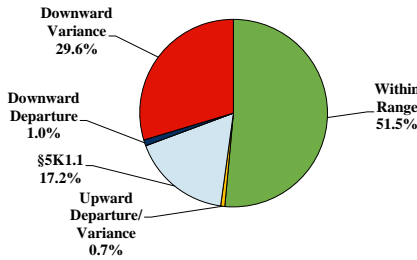
Fiscal Year 2020



Type of Crime



Sentence Imposed Relative to the Guideline Range



SENTENCING INFORMATION BY TYPE OF CRIME

	TOTAL	Immigration	Drug Trafficking	Firearms	Fraud/Theft /Embezzle	Robbery	Child Porn	Money Laundering	All Other
Total	305	81	96	22	32	1	21	6	46
Mean Sentence (months)	50	7	59	35	15	--	119	62	105
Median Sentence (months)	21	2	46	23	1	--	100	60	13

IMPRISONMENT

Total Receiving Imprisonment	272	79	96	17	23	1	21	6	29
Prison Only	269	79	94	16	23	1	21	6	29
Up to 12 Months	95	65	11	3	10	0	0	0	6
13 to 60 Months	95	14	48	9	11	1	3	3	6
61 to 120 Months	47	0	27	3	2	0	10	3	2
Over 120 Months	32	0	8	1	0	0	8	0	15
Prison and Alternatives	3	0	2	1	0	0	0	0	0

PROBATION

Total Receiving Probation	32	2	0	5	9	0	0	0	16
Probation Only	31	2	0	4	9	0	0	0	16
Probation and Alternatives	1	0	0	1	0	0	0	0	0

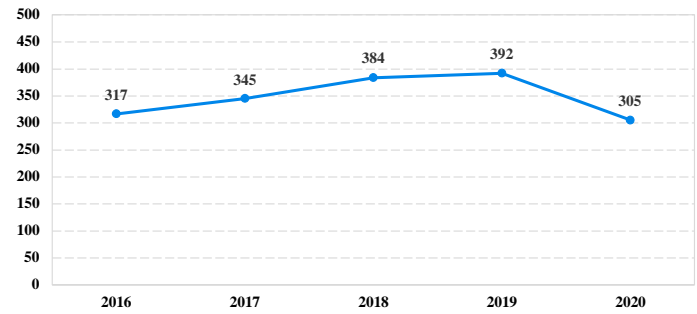
FINE ONLY

Total	1	0	0	0	0	0	0	0	1
--------------	----------	----------	----------	----------	----------	----------	----------	----------	----------

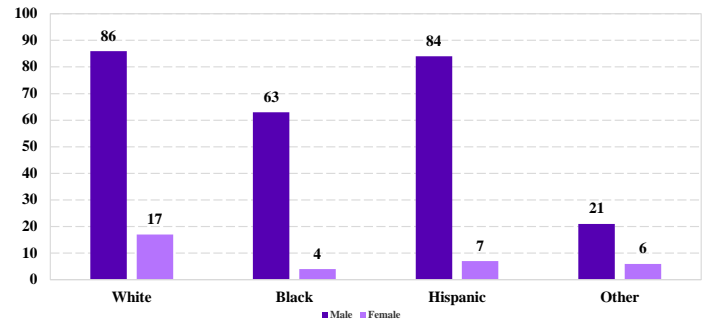
Cases with indeterminable sentence terms are excluded from the calculation of the Mean Sentence or Median Sentence category. Sentences greater than 470 months and probation were included in the sentence average computations as 470 months and zero months, respectively. Cases in the Total Receiving Imprisonment, Total Receiving Probation, and Fine Only categories total 100 percent of all cases. Cases missing information required for a specific analysis were excluded from that analysis. Descriptions of variables used in this analysis are provided in Appendix A.

SOURCE: U.S. Sentencing Commission, 2016 - 2020 Datafiles, USSCFY16 - USSCFY20.

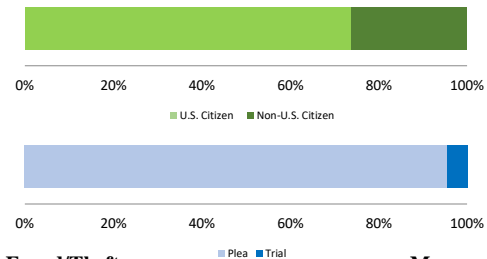
Number of Federal Offenders Over Time



Race and Gender



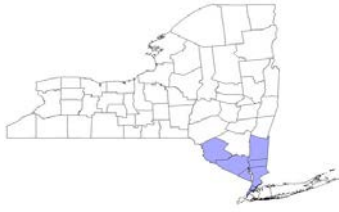
Citizenship, Guilty Pleas, and Trials



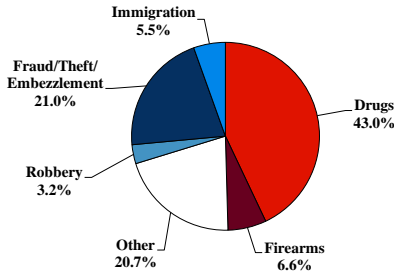
District at a Glance

Southern District of New York

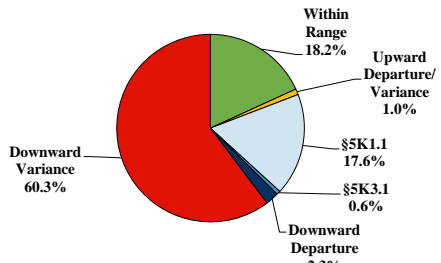
Fiscal Year 2020



Type of Crime



Sentence Imposed Relative to the Guideline Range



SENTENCING INFORMATION BY TYPE OF CRIME

	TOTAL	Immigration	Drug Trafficking	Firearms	Fraud/Theft /Embezzle	Robbery	Child Porn	Money Laundering	All Other
	926	51	389	61	194	30	5	39	157
Mean Sentence (months)	47	7	56	59	21	41	61	18	73
Median Sentence (months)	24	4	38	54	12	40	36	8	30

IMPRISONMENT

Total Receiving Imprisonment	881	48	386	59	177	28	5	32	146
Prison Only	823	45	364	57	157	26	5	31	138
Up to 12 Months	217	34	71	4	51	2	1	14	40
13 to 60 Months	397	11	181	31	90	18	2	15	49
61 to 120 Months	133	0	72	17	14	6	1	2	21
Over 120 Months	76	0	40	5	2	0	1	0	28
Prison and Alternatives	58	3	22	2	20	2	0	1	8

PROBATION

Total Receiving Probation	42	3	3	2	15	2	0	7	10
Probation Only	31	3	3	1	11	2	0	4	7
Probation and Alternatives	11	0	0	1	4	0	0	3	3

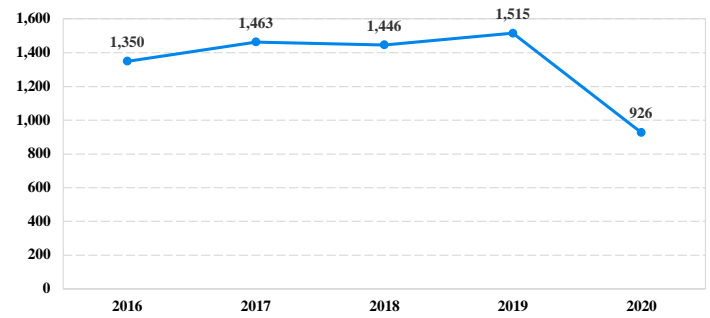
FINE ONLY

	3	0	0	0	2	0	0	0	1
--	----------	----------	----------	----------	----------	----------	----------	----------	----------

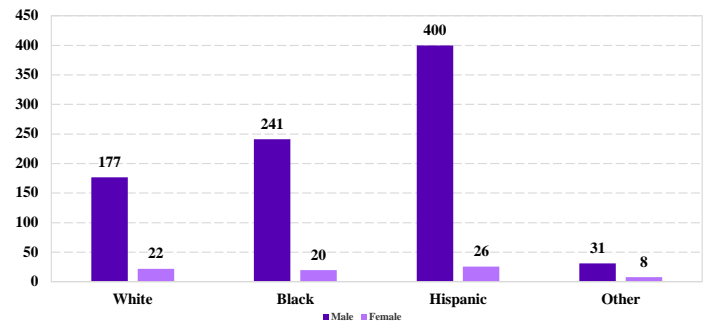
Cases with indeterminable sentence terms are excluded from the calculation of the Mean Sentence or Median Sentence category. Sentences greater than 470 months and probation were included in the sentence average computations as 470 months and zero months, respectively. Cases in the Total Receiving Imprisonment, Total Receiving Probation, and Fine Only categories total 100 percent of all cases. Cases missing information required for a specific analysis were excluded from that analysis. Descriptions of variables used in this analysis are provided in Appendix A.

SOURCE: U.S. Sentencing Commission, 2016 - 2020 Datafiles, USSCFY16 - USSCFY20.

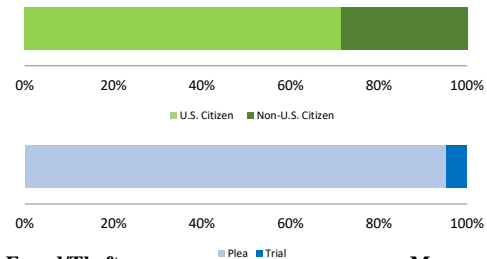
Number of Federal Offenders Over Time



Race and Gender



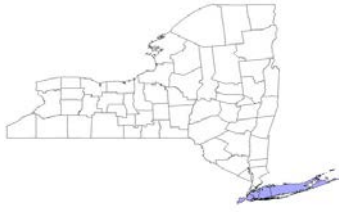
Citizenship, Guilty Pleas, and Trials



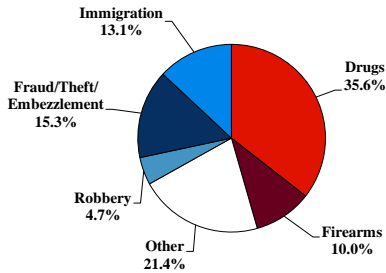
District at a Glance

Eastern District of New York

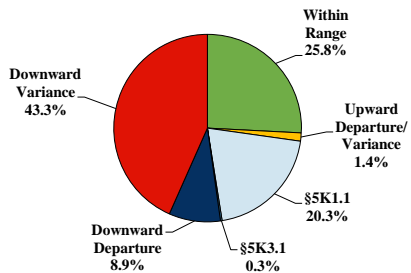
Fiscal Year 2020



Type of Crime



Sentence Imposed Relative to the Guideline Range



SENTENCING INFORMATION BY TYPE OF CRIME

	TOTAL	Immigration	Drug Trafficking	Firearms	Fraud/Theft /Embezzle	Robbery	Child Porn	Money Laundering	All Other
TOTAL	360	47	128	36	55	17	4	13	60
Mean Sentence (months)	33	12	32	45	15	64	38	32	53
Median Sentence (months)	12	9	11	36	6	48	35	6	14

IMPRISONMENT

Total Receiving Imprisonment	313	46	120	33	36	17	4	10	47
Prison Only	291	46	111	30	35	15	3	10	41
Up to 12 Months	116	29	51	2	12	4	0	5	13
13 to 60 Months	119	17	36	18	21	5	3	2	17
61 to 120 Months	34	0	15	10	1	4	0	2	2
Over 120 Months	22	0	9	0	1	2	0	1	9
Prison and Alternatives	22	0	9	3	1	2	1	0	6

PROBATION

Total Receiving Probation	46	1	7	3	19	0	0	3	13
Probation Only	36	0	6	1	14	0	0	3	12
Probation and Alternatives	10	1	1	2	5	0	0	0	1

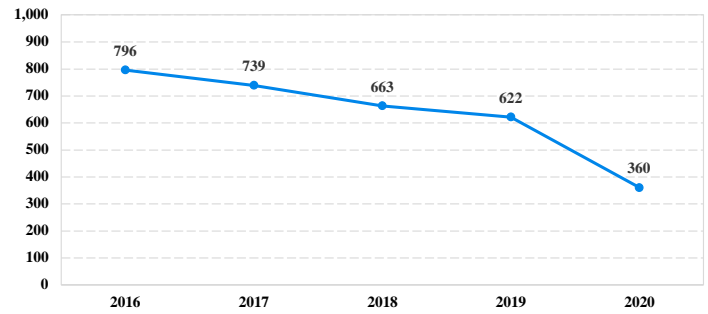
FINE ONLY

FINE ONLY	1	0	1	0	0	0	0	0	0
------------------	----------	----------	----------	----------	----------	----------	----------	----------	----------

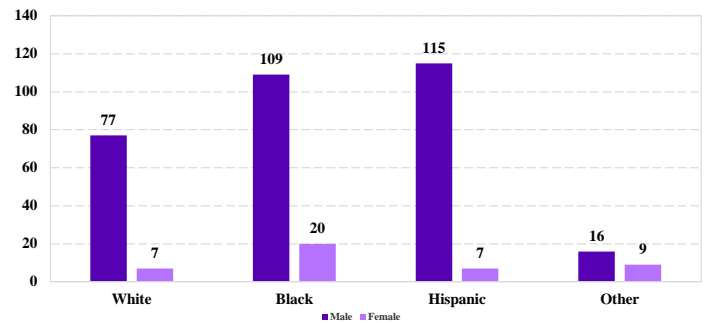
Cases with indeterminable sentence terms are excluded from the calculation of the Mean Sentence or Median Sentence category. Sentences greater than 470 months and probation were included in the sentence average computations as 470 months and zero months, respectively. Cases in the Total Receiving Imprisonment, Total Receiving Probation, and Fine Only categories total 100 percent of all cases. Cases missing information required for a specific analysis were excluded from that analysis. Descriptions of variables used in this analysis are provided in Appendix A.

SOURCE: U.S. Sentencing Commission, 2016 - 2020 Datafiles, USSCFY16 - USSCFY20.

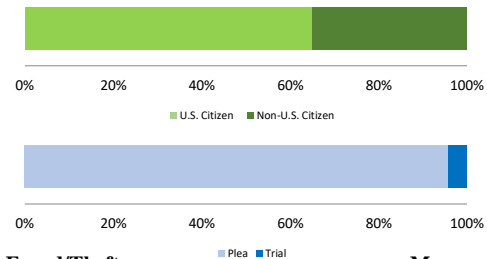
Number of Federal Offenders Over Time



Race and Gender



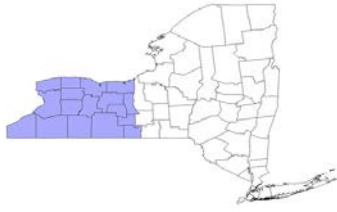
Citizenship, Guilty Pleas, and Trials



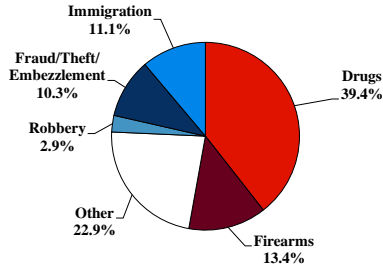
District at a Glance

Western District of New York

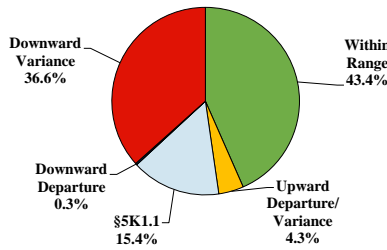
Fiscal Year 2020



Type of Crime



Sentence Imposed Relative to the Guideline Range



SENTENCING INFORMATION BY TYPE OF CRIME

	TOTAL	Immigration	Drug Trafficking	Firearms	Fraud/Theft/Embezzle	Robbery	Child Porn	Money Laundering	All Other
Total	350	39	132	47	36	10	35	5	46
Mean Sentence (months)	54	4	61	37	18	75	75	66	102
Median Sentence (months)	30	2	56	30	2	60	75	72	36

IMPRISONMENT

Total Receiving Imprisonment	310	39	121	43	22	9	33	5	38
Prison Only	302	39	119	40	22	9	33	4	36
Up to 12 Months	81	35	15	11	11	0	2	0	7
13 to 60 Months	111	4	50	20	8	5	13	1	10
61 to 120 Months	68	0	38	7	3	3	14	2	1
Over 120 Months	42	0	16	2	0	1	4	1	18
Prison and Alternatives	8	0	2	3	0	0	0	1	2

PROBATION

Total Receiving Probation	38	0	10	3	14	1	2	0	8
Probation Only	26	0	7	3	10	0	1	0	5
Probation and Alternatives	12	0	3	0	4	1	1	0	3

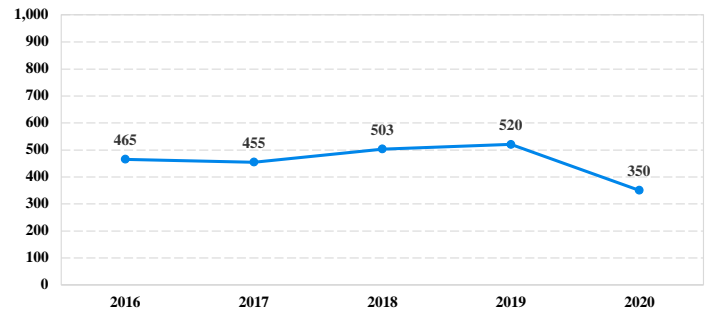
FINE ONLY

Total	2	0	1	1	0	0	0	0	0
--------------	----------	----------	----------	----------	----------	----------	----------	----------	----------

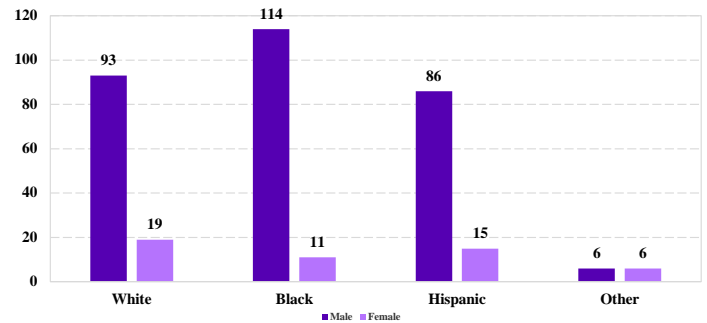
Cases with indeterminable sentence terms are excluded from the calculation of the Mean Sentence or Median Sentence category. Sentences greater than 470 months and probation were included in the sentence average computations as 470 months and zero months, respectively. Cases in the Total Receiving Imprisonment, Total Receiving Probation, and Fine Only categories total 100 percent of all cases. Cases missing information required for a specific analysis were excluded from that analysis. Descriptions of variables used in this analysis are provided in Appendix A.

SOURCE: U.S. Sentencing Commission, 2016 - 2020 Datafiles, USSCFY16 - USSCFY20.

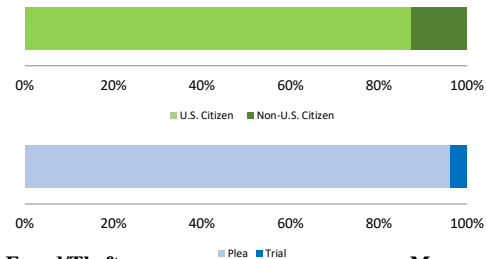
Number of Federal Offenders Over Time



Race and Gender



Citizenship, Guilty Pleas, and Trials



SOURCE: U.S. Sentencing Commission, 2016 - 2020 Datafiles, USSCFY16 - USSCFY20.

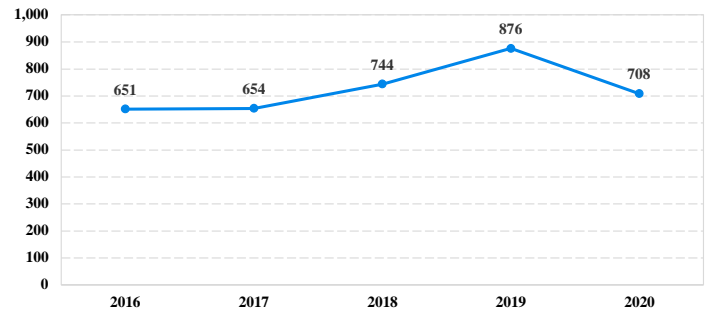
District at a Glance

Eastern District of North Carolina

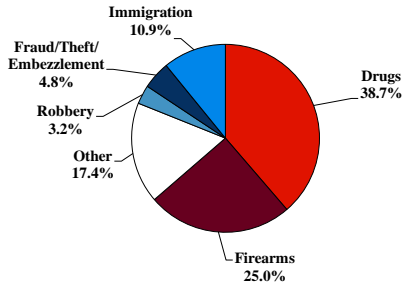
Fiscal Year 2020



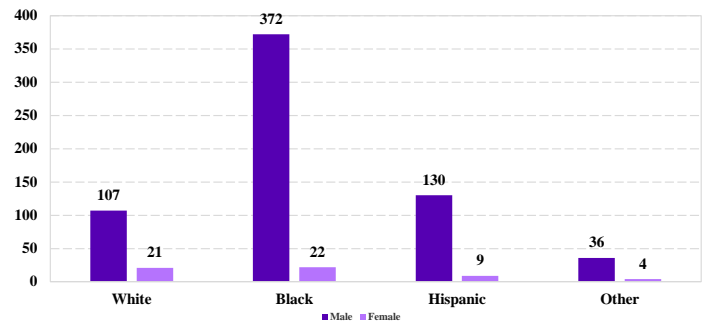
Number of Federal Offenders Over Time



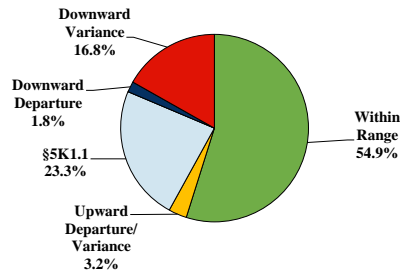
Type of Crime



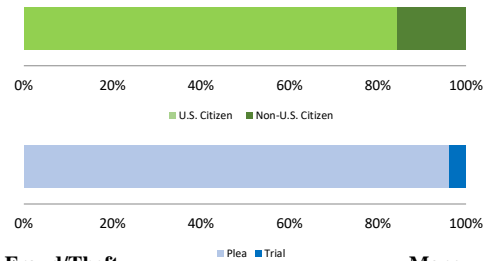
Race and Gender



Sentence Imposed Relative to the Guideline Range



Citizenship, Guilty Pleas, and Trials



SENTENCING INFORMATION BY TYPE OF CRIME

	TOTAL	Immigration	Drug Trafficking	Firearms	Fraud/Theft /Embezzle	Robbery	Child Porn	Money Laundering	All Other
Total	708	77	260	177	34	23	11	7	119
Mean Sentence (months)	72	15	106	58	21	138	119	70	52
Median Sentence (months)	47	11	84	45	11	130	120	50	0

IMPRISONMENT

	Immigration	Drug Trafficking	Firearms	Fraud/Theft /Embezzle	Robbery	Child Porn	Money Laundering	All Other
Total Receiving Imprisonment	73	255	168	25	22	11	7	58
Prison Only	73	253	167	23	22	11	7	58
Up to 12 Months	38	4	8	8	0	0	0	21
13 to 60 Months	33	80	96	12	2	0	4	16
61 to 120 Months	2	88	51	3	6	8	2	7
Over 120 Months	0	81	12	0	14	3	1	14
Prison and Alternatives	0	2	1	2	0	0	0	0

PROBATION

	Immigration	Drug Trafficking	Firearms	Fraud/Theft /Embezzle	Robbery	Child Porn	Money Laundering	All Other
Total Receiving Probation	4	5	9	9	1	0	0	57
Probation Only	3	4	5	6	1	0	0	49
Probation and Alternatives	1	1	4	3	0	0	0	8

FINE ONLY

Total	4	0	0	0	0	0	0	4
--------------	----------	----------	----------	----------	----------	----------	----------	----------

Cases with indeterminable sentence terms are excluded from the calculation of the Mean Sentence or Median Sentence category. Sentences greater than 470 months and probation were included in the sentence average computations as 470 months and zero months, respectively. Cases in the Total Receiving Imprisonment, Total Receiving Probation, and Fine Only categories total 100 percent of all cases. Cases missing information required for a specific analysis were excluded from that analysis. Descriptions of variables used in this analysis are provided in Appendix A.

SOURCE: U.S. Sentencing Commission, 2016 - 2020 Datafiles, USSCFY16 - USSCFY20.

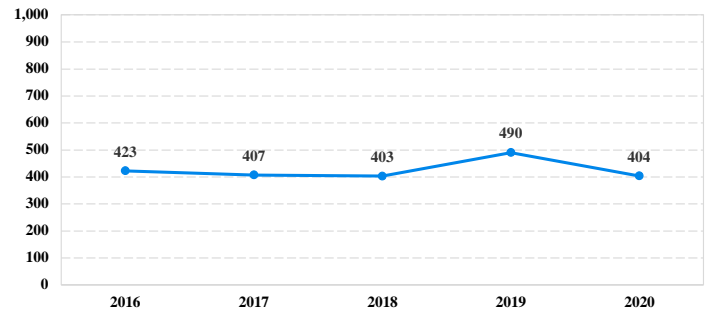
District at a Glance

Middle District of North Carolina

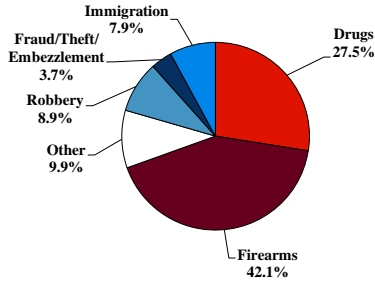
Fiscal Year 2020



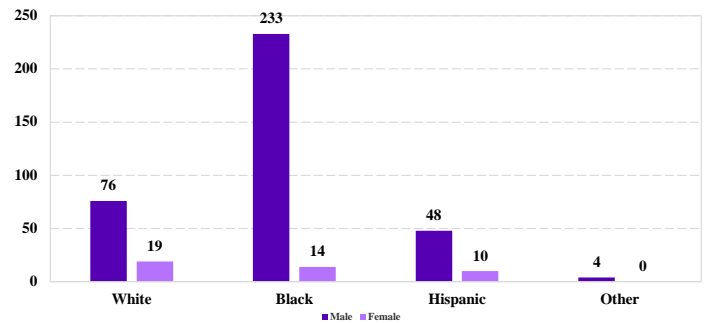
Number of Federal Offenders Over Time



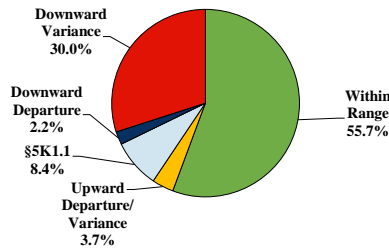
Type of Crime



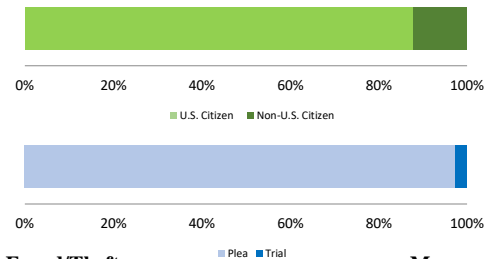
Race and Gender



Sentence Imposed Relative to the Guideline Range



Citizenship, Guilty Pleas, and Trials



SENTENCING INFORMATION BY TYPE OF CRIME

	TOTAL	Immigration	Drug Trafficking	Firearms	Fraud/Theft/Embezzle	Robbery	Child Porn	Money Laundering	All Other
Total	404	32	110	170	15	36	9	9	23
Mean Sentence (months)	63	15	67	61	21	98	79	76	84
Median Sentence (months)	51	11	60	47	12	84	68	60	33

IMPRISONMENT

Total Receiving Imprisonment	359	24	100	152	11	35	9	6	22
Prison Only	346	24	97	145	10	35	9	6	20
Up to 12 Months	20	8	4	4	3	0	0	0	1
13 to 60 Months	163	16	43	77	6	7	2	2	10
61 to 120 Months	119	0	37	48	1	19	7	1	6
Over 120 Months	44	0	13	16	0	9	0	3	3
Prison and Alternatives	13	0	3	7	1	0	0	0	2

PROBATION

Total Receiving Probation	44	8	10	18	3	1	0	3	1
Probation Only	31	8	10	9	0	1	0	2	1
Probation and Alternatives	13	0	0	9	3	0	0	1	0

FINE ONLY

Total	1	0	0	0	1	0	0	0	0
--------------	----------	----------	----------	----------	----------	----------	----------	----------	----------

Cases with indeterminable sentence terms are excluded from the calculation of the Mean Sentence or Median Sentence category. Sentences greater than 470 months and probation were included in the sentence average computations as 470 months and zero months, respectively. Cases in the Total Receiving Imprisonment, Total Receiving Probation, and Fine Only categories total 100 percent of all cases. Cases missing information required for a specific analysis were excluded from that analysis. Descriptions of variables used in this analysis are provided in Appendix A.

SOURCE: U.S. Sentencing Commission, 2016 - 2020 Datafiles, USSCFY16 - USSCFY20.

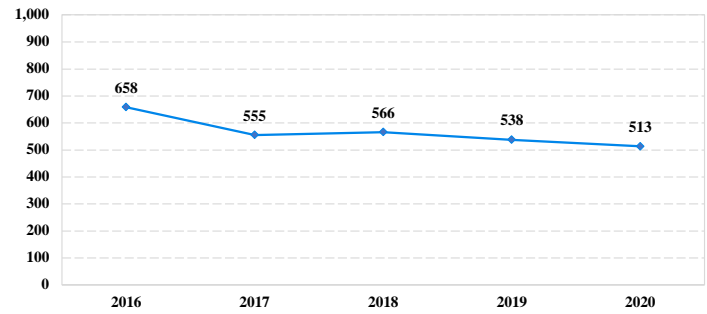
District at a Glance

Western District of North Carolina

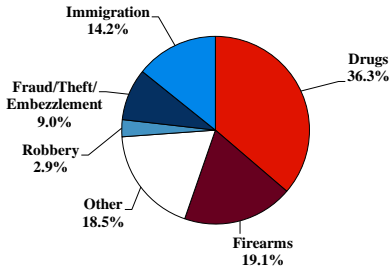
Fiscal Year 2020



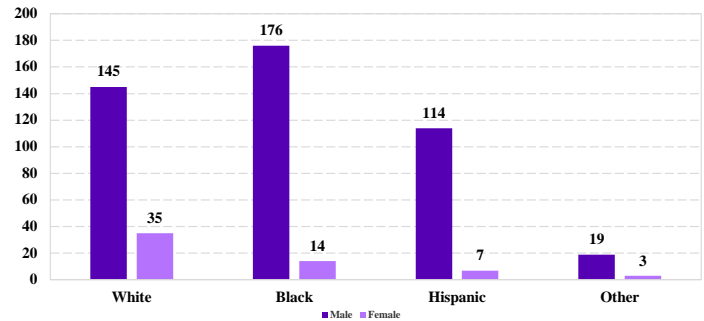
Number of Federal Offenders Over Time



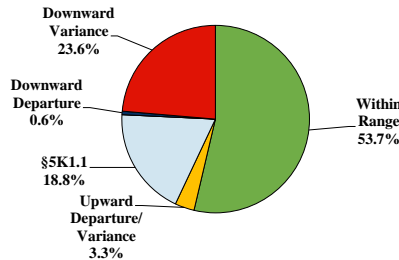
Type of Crime



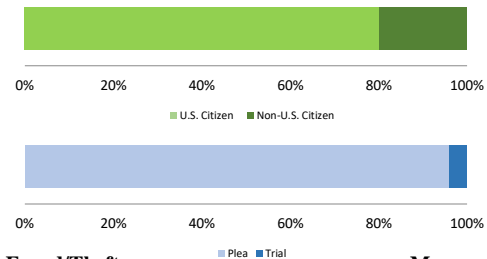
Race and Gender



Sentence Imposed Relative to the Guideline Range



Citizenship, Guilty Pleas, and Trials



SENTENCING INFORMATION BY TYPE OF CRIME

	TOTAL	Immigration	Drug Trafficking	Firearms	Fraud/Theft /Embezzle	Robbery	Child Porn	Money Laundering	All Other
	513	73	184	98	46	15	16	17	64
Mean Sentence (months)	77	8	104	55	29	119	113	93	120
Median Sentence (months)	57	5	95	49	21	120	87	66	56

IMPRISONMENT

Total Receiving Imprisonment	492	73	184	97	35	15	15	17	56
Prison Only	486	73	183	96	33	15	14	17	55
Up to 12 Months	74	59	6	0	4	0	0	0	5
13 to 60 Months	178	13	47	65	23	2	1	8	19
61 to 120 Months	141	1	77	30	5	7	7	4	10
Over 120 Months	93	0	53	1	1	6	6	5	21
Prison and Alternatives	6	0	1	1	2	0	1	0	1

PROBATION

Total Receiving Probation	21	0	0	1	11	0	1	0	8
Probation Only	8	0	0	0	4	0	0	0	4
Probation and Alternatives	13	0	0	1	7	0	1	0	4

FINE ONLY

FINE ONLY	0	0	0	0	0	0	0	0	0
------------------	----------	----------	----------	----------	----------	----------	----------	----------	----------

Cases with indeterminable sentence terms are excluded from the calculation of the Mean Sentence or Median Sentence category. Sentences greater than 470 months and probation were included in the sentence average computations as 470 months and zero months, respectively. Cases in the Total Receiving Imprisonment, Total Receiving Probation, and Fine Only categories total 100 percent of all cases. Cases missing information required for a specific analysis were excluded from that analysis. Descriptions of variables used in this analysis are provided in Appendix A.

SOURCE: U.S. Sentencing Commission, 2016 - 2020 Datafiles, USSCFY16 - USSCFY20.

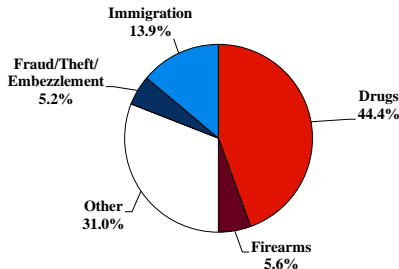
District at a Glance

District of North Dakota

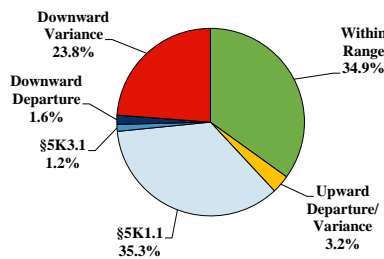
Fiscal Year 2020



Type of Crime



Sentence Imposed Relative to the Guideline Range



SENTENCING INFORMATION BY TYPE OF CRIME

	TOTAL	Immigration	Drug Trafficking	Firearms	Fraud/Theft /Embezzle	Robbery	Child Porn	Money Laundering	All Other
Total	252	35	112	14	13	0	9	14	55
Mean Sentence (months)	53	4	59	53	6	--	157	63	63
Median Sentence (months)	30	3	48	53	0	--	120	60	24

IMPRISONMENT

Total Receiving Imprisonment	243	33	112	14	7	0	9	14	54
Prison Only	234	33	110	13	4	0	9	14	51
Up to 12 Months	78	30	23	3	3	0	0	4	15
13 to 60 Months	82	3	46	3	1	0	0	4	25
61 to 120 Months	51	0	30	7	0	0	5	4	5
Over 120 Months	23	0	11	0	0	0	4	2	6
Prison and Alternatives	9	0	2	1	3	0	0	0	3

PROBATION

Total Receiving Probation	8	2	0	0	5	0	0	0	1
Probation Only	8	2	0	0	5	0	0	0	1
Probation and Alternatives	0	0	0	0	0	0	0	0	0

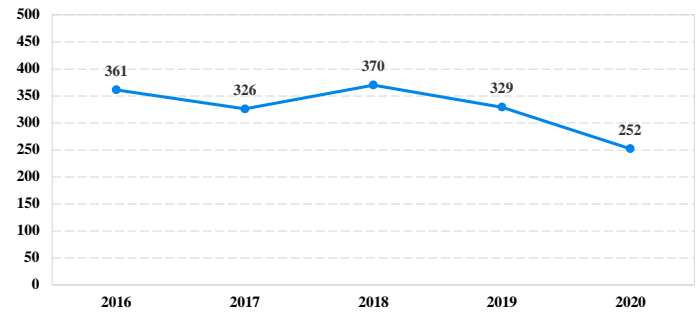
FINE ONLY

Total	1	0	0	0	1	0	0	0	0
--------------	----------	----------	----------	----------	----------	----------	----------	----------	----------

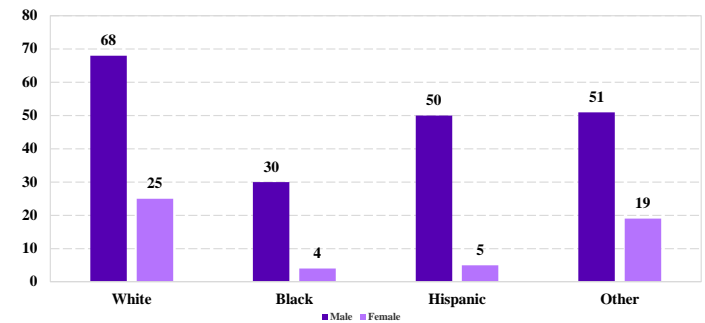
Cases with indeterminable sentence terms are excluded from the calculation of the Mean Sentence or Median Sentence category. Sentences greater than 470 months and probation were included in the sentence average computations as 470 months and zero months, respectively. Cases in the Total Receiving Imprisonment, Total Receiving Probation, and Fine Only categories total 100 percent of all cases. Cases missing information required for a specific analysis were excluded from that analysis. Descriptions of variables used in this analysis are provided in Appendix A.

SOURCE: U.S. Sentencing Commission, 2016 - 2020 Datafiles, USSCFY16 - USSCFY20.

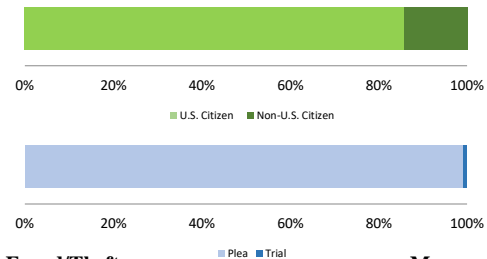
Number of Federal Offenders Over Time



Race and Gender



Citizenship, Guilty Pleas, and Trials



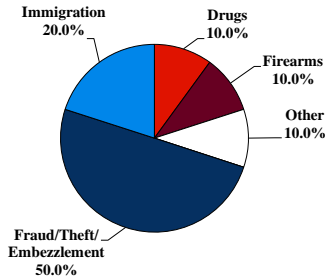
District at a Glance

Northern Mariana Islands

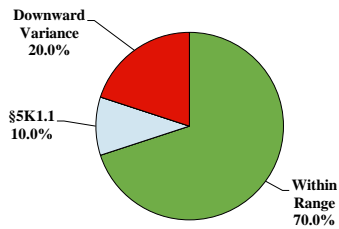
Fiscal Year 2020



Type of Crime



Sentence Imposed Relative to the Guideline Range



SENTENCING INFORMATION BY TYPE OF CRIME

	TOTAL	Immigration	Drug Trafficking	Firearms	Fraud/Theft /Embezzle	Robbery	Child Porn	Money Laundering	All Other
	10	2	1	1	5	0	0	0	1
Mean Sentence (months)	17	--	--	--	0	--	--	--	--
Median Sentence (months)	0	--	--	--	0	--	--	--	--

IMPRISONMENT

Total Receiving Imprisonment	10	2	1	1	5	0	0	0	1
Prison Only	10	2	1	1	5	0	0	0	1
Up to 12 Months	7	2	0	0	5	0	0	0	0
13 to 60 Months	2	0	1	1	0	0	0	0	0
61 to 120 Months	1	0	0	0	0	0	0	0	1
Over 120 Months	0	0	0	0	0	0	0	0	0
Prison and Alternatives	0	0	0	0	0	0	0	0	0

PROBATION

Total Receiving Probation	0	0	0	0	0	0	0	0	0
Probation Only	0	0	0	0	0	0	0	0	0
Probation and Alternatives	0	0	0	0	0	0	0	0	0

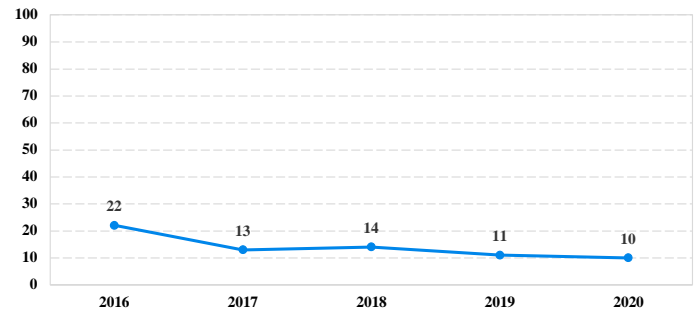
FINE ONLY

FINE ONLY	0	0	0	0	0	0	0	0	0
------------------	----------	----------	----------	----------	----------	----------	----------	----------	----------

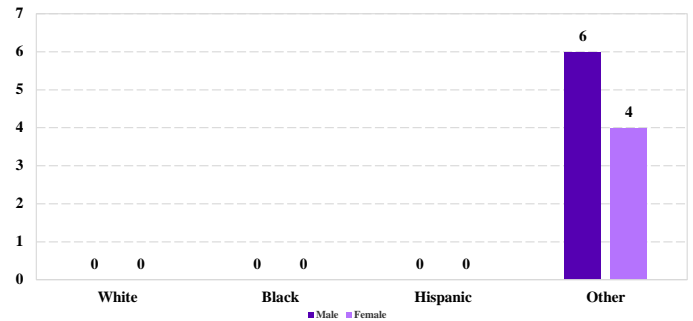
Cases with indeterminable sentence terms are excluded from the calculation of the Mean Sentence or Median Sentence category. Sentences greater than 470 months and probation were included in the sentence average computations as 470 months and zero months, respectively. Cases in the Total Receiving Imprisonment, Total Receiving Probation, and Fine Only categories total 100 percent of all cases. Cases missing information required for a specific analysis were excluded from that analysis. Descriptions of variables used in this analysis are provided in Appendix A.

SOURCE: U.S. Sentencing Commission, 2016 - 2020 Datafiles, USSCFY16 - USSCFY20.

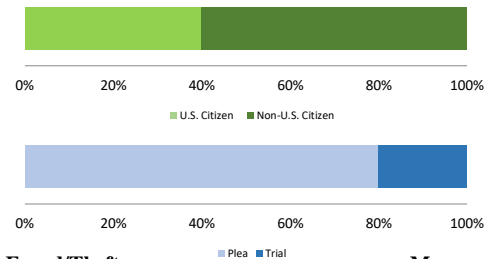
Number of Federal Offenders Over Time



Race and Gender



Citizenship, Guilty Pleas, and Trials



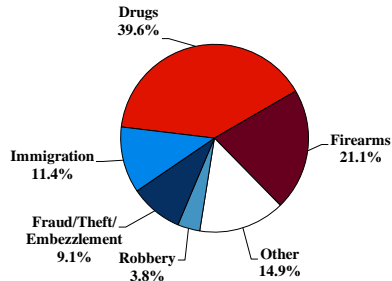
District at a Glance

Northern District of Ohio

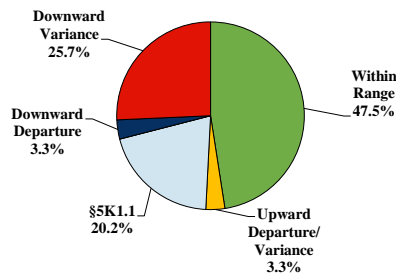
Fiscal Year 2020



Type of Crime



Sentence Imposed Relative to the Guideline Range



SENTENCING INFORMATION BY TYPE OF CRIME

	TOTAL	Immigration	Drug Trafficking	Firearms	Fraud/Theft /Embezzle	Robbery	Child Porn	Money Laundering	All Other
Total	787	90	312	166	72	30	23	35	59
Mean Sentence (months)	54	6	65	45	27	136	142	55	53
Median Sentence (months)	33	3	55	37	12	115	121	13	16

IMPRISONMENT

Total Receiving Imprisonment	676	87	281	153	42	30	23	18	42
Prison Only	657	86	274	147	42	30	23	17	38
Up to 12 Months	105	72	22	3	5	0	0	0	3
13 to 60 Months	304	14	124	104	29	4	2	5	22
61 to 120 Months	169	0	93	37	4	13	8	7	7
Over 120 Months	79	0	35	3	4	13	13	5	6
Prison and Alternatives	19	1	7	6	0	0	0	1	4

PROBATION

Total Receiving Probation	111	3	31	13	30	0	0	17	17
Probation Only	73	3	20	7	22	0	0	11	10
Probation and Alternatives	38	0	11	6	8	0	0	6	7

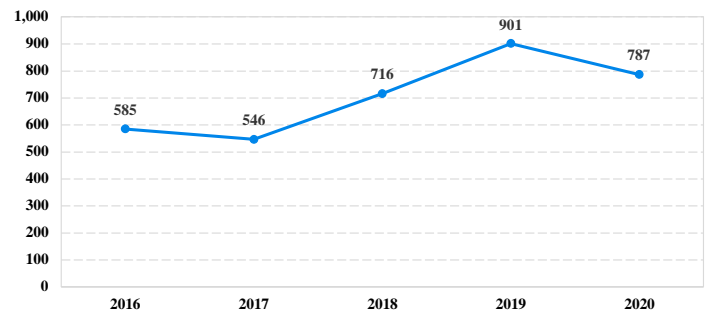
FINE ONLY

Total	0	0	0	0	0	0	0	0	0
--------------	----------	----------	----------	----------	----------	----------	----------	----------	----------

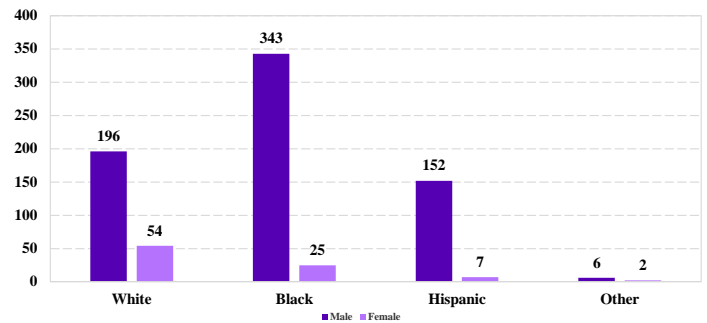
Cases with indeterminable sentence terms are excluded from the calculation of the Mean Sentence or Median Sentence category. Sentences greater than 470 months and probation were included in the sentence average computations as 470 months and zero months, respectively. Cases in the Total Receiving Imprisonment, Total Receiving Probation, and Fine Only categories total 100 percent of all cases. Cases missing information required for a specific analysis were excluded from that analysis. Descriptions of variables used in this analysis are provided in Appendix A.

SOURCE: U.S. Sentencing Commission, 2016 - 2020 Datafiles, USSCFY16 - USSCFY20.

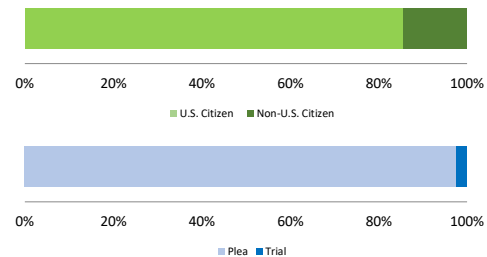
Number of Federal Offenders Over Time



Race and Gender



Citizenship, Guilty Pleas, and Trials



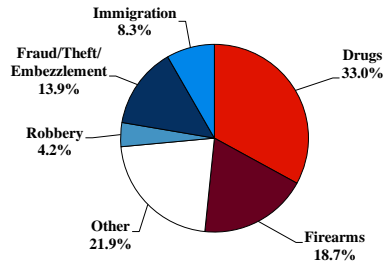
District at a Glance

Southern District of Ohio

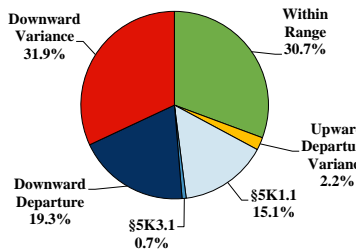
Fiscal Year 2020



Type of Crime



Sentence Imposed Relative to the Guideline Range



SENTENCING INFORMATION BY TYPE OF CRIME

	TOTAL	Immigration	Drug Trafficking	Firearms	Fraud/Theft /Embezzle	Robbery	Child Porn	Money Laundering	All Other
Total	552	46	176	103	77	23	20	17	90
Mean Sentence (months)	50	7	57	34	13	74	96	39	91
Median Sentence (months)	27	4	48	30	6	36	96	30	14

IMPRISONMENT

Total Receiving Imprisonment	469	46	161	97	40	23	20	14	68
Prison Only	436	45	158	89	31	21	19	14	59
Up to 12 Months	98	38	17	15	10	0	0	1	17
13 to 60 Months	213	7	85	59	19	14	5	10	14
61 to 120 Months	84	0	46	15	2	3	11	2	5
Over 120 Months	41	0	10	0	0	4	3	1	23
Prison and Alternatives	33	1	3	8	9	2	1	0	9

PROBATION

Total Receiving Probation	83	0	15	6	37	0	0	3	22
Probation Only	48	0	9	3	19	0	0	2	15
Probation and Alternatives	35	0	6	3	18	0	0	1	7

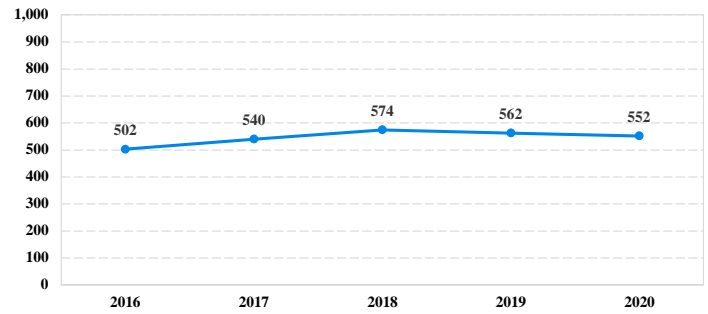
FINE ONLY

Total	0	0	0	0	0	0	0	0	0
--------------	----------	----------	----------	----------	----------	----------	----------	----------	----------

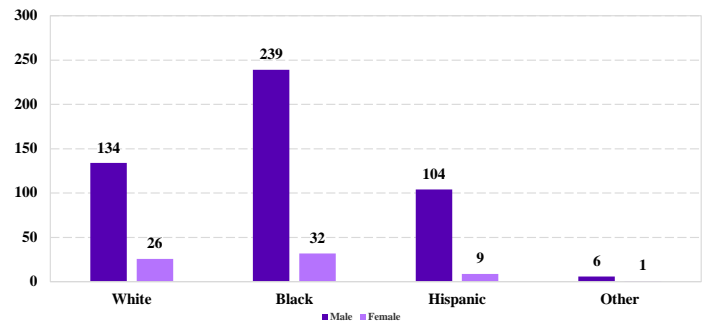
Cases with indeterminable sentence terms are excluded from the calculation of the Mean Sentence or Median Sentence category. Sentences greater than 470 months and probation were included in the sentence average computations as 470 months and zero months, respectively. Cases in the Total Receiving Imprisonment, Total Receiving Probation, and Fine Only categories total 100 percent of all cases. Cases missing information required for a specific analysis were excluded from that analysis. Descriptions of variables used in this analysis are provided in Appendix A.

SOURCE: U.S. Sentencing Commission, 2016 - 2020 Datafiles, USSCFY16 - USSCFY20.

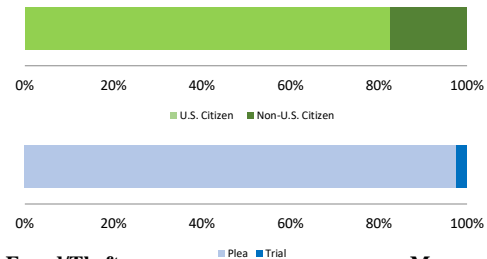
Number of Federal Offenders Over Time



Race and Gender



Citizenship, Guilty Pleas, and Trials



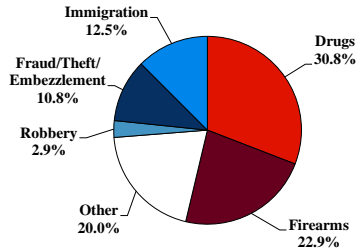
District at a Glance

Northern District of Oklahoma

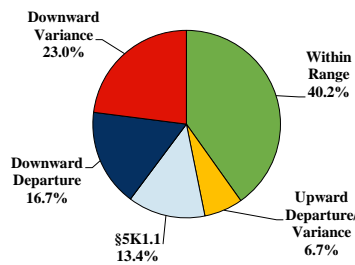
Fiscal Year 2020



Type of Crime



Sentence Imposed Relative to the Guideline Range



SENTENCING INFORMATION BY TYPE OF CRIME

	TOTAL	Immigration	Drug Trafficking	Firearms	Fraud/Theft /Embezzle	Robbery	Child Porn	Money Laundering	All Other
Total	240	30	69	55	26	7	11	5	37
Mean Sentence (months)	49	13	58	38	14	113	81	59	79
Median Sentence (months)	24	7	57	30	12	60	87	44	12

IMPRISONMENT

Total Receiving Imprisonment	206	30	62	49	19	7	11	4	24
Prison Only	191	30	55	47	18	6	10	3	22
Up to 12 Months	36	18	7	2	4	0	0	0	5
13 to 60 Months	103	11	28	38	14	3	2	1	6
61 to 120 Months	32	1	15	5	0	0	7	1	3
Over 120 Months	20	0	5	2	0	3	1	1	8
Prison and Alternatives	15	0	7	2	1	1	1	1	2

PROBATION

Total Receiving Probation	32	0	7	6	6	0	0	1	12
Probation Only	25	0	5	5	4	0	0	0	11
Probation and Alternatives	7	0	2	1	2	0	0	1	1

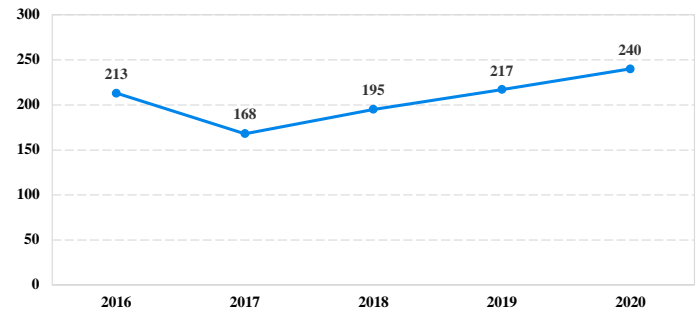
FINE ONLY

Total	2	0	0	0	1	0	0	0	1
--------------	----------	----------	----------	----------	----------	----------	----------	----------	----------

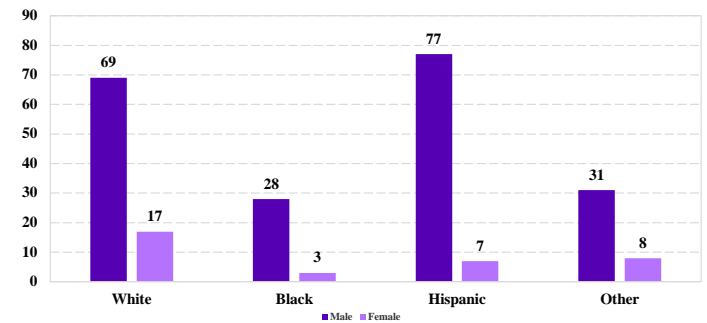
Cases with indeterminable sentence terms are excluded from the calculation of the Mean Sentence or Median Sentence category. Sentences greater than 470 months and probation were included in the sentence average computations as 470 months and zero months, respectively. Cases in the Total Receiving Imprisonment, Total Receiving Probation, and Fine Only categories total 100 percent of all cases. Cases missing information required for a specific analysis were excluded from that analysis. Descriptions of variables used in this analysis are provided in Appendix A.

SOURCE: U.S. Sentencing Commission, 2016 - 2020 Datafiles, USSCFY16 - USSCFY20.

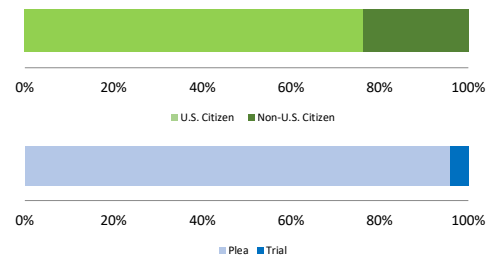
Number of Federal Offenders Over Time



Race and Gender



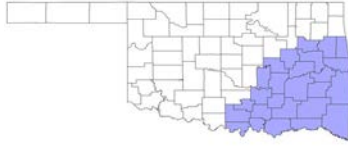
Citizenship, Guilty Pleas, and Trials



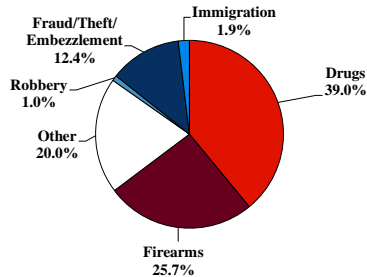
District at a Glance

Eastern District of Oklahoma

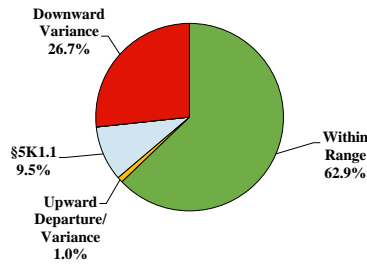
Fiscal Year 2020



Type of Crime



Sentence Imposed Relative to the Guideline Range



SENTENCING INFORMATION BY TYPE OF CRIME

	TOTAL	Immigration	Drug Trafficking	Firearms	Fraud/Theft /Embezzle	Robbery	Child Porn	Money Laundering	All Other
TOTAL	105	2	41	27	13	1	2	0	19
Mean Sentence (months)	68	--	106	41	11	--	--	--	61
Median Sentence (months)	48	--	84	38	0	--	--	--	33

IMPRISONMENT

Total Receiving Imprisonment	93	2	41	25	6	1	2	0	16
Prison Only	92	2	41	25	6	1	2	0	15
Up to 12 Months	7	1	0	3	2	0	0	0	1
13 to 60 Months	46	1	11	20	4	0	0	0	10
61 to 120 Months	21	0	15	1	0	0	2	0	3
Over 120 Months	18	0	15	1	0	1	0	0	1
Prison and Alternatives	1	0	0	0	0	0	0	0	1

PROBATION

Total Receiving Probation	12	0	0	2	7	0	0	0	3
Probation Only	10	0	0	2	5	0	0	0	3
Probation and Alternatives	2	0	0	0	2	0	0	0	0

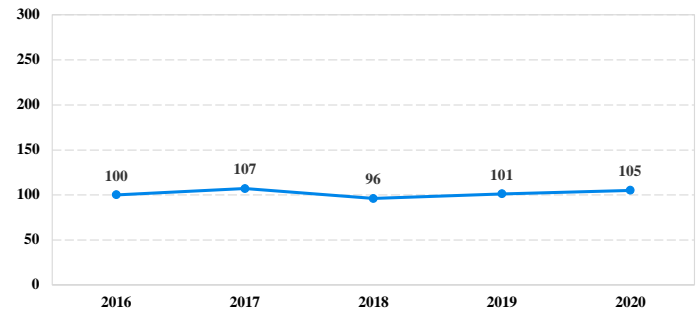
FINE ONLY

FINE ONLY	0	0	0	0	0	0	0	0	0
------------------	----------	----------	----------	----------	----------	----------	----------	----------	----------

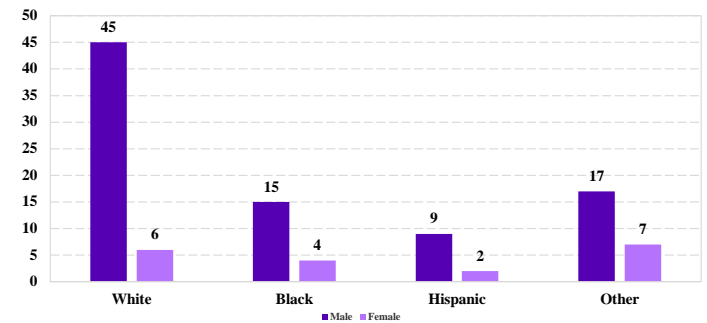
Cases with indeterminable sentence terms are excluded from the calculation of the Mean Sentence or Median Sentence category. Sentences greater than 470 months and probation were included in the sentence average computations as 470 months and zero months, respectively. Cases in the Total Receiving Imprisonment, Total Receiving Probation, and Fine Only categories total 100 percent of all cases. Cases missing information required for a specific analysis were excluded from that analysis. Descriptions of variables used in this analysis are provided in Appendix A.

SOURCE: U.S. Sentencing Commission, 2016 - 2020 Datafiles, USSCFY16 - USSCFY20.

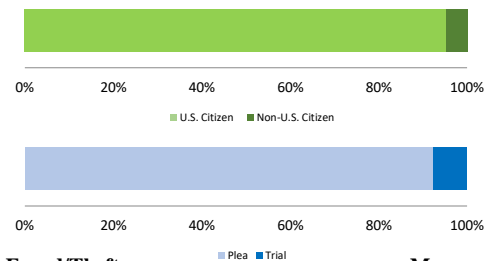
Number of Federal Offenders Over Time



Race and Gender



Citizenship, Guilty Pleas, and Trials



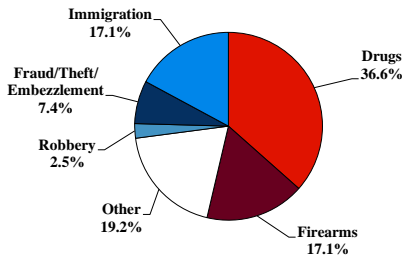
District at a Glance

Western District of Oklahoma

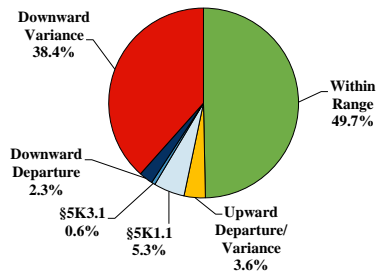
Fiscal Year 2020



Type of Crime



Sentence Imposed Relative to the Guideline Range



SENTENCING INFORMATION BY TYPE OF CRIME

	TOTAL	Immigration	Drug Trafficking	Firearms	Fraud/Theft /Embezzle	Robbery	Child Porn	Money Laundering	All Other
Total	473	81	125	81	35	12	6	7	126
Mean Sentence (months)	52	15	88	64	18	118	46	125	31
Median Sentence (months)	24	9	72	60	8	80	36	130	0

IMPRISONMENT

Total Receiving Imprisonment	385	81	122	76	21	12	5	7	61
Prison Only	383	81	122	75	21	12	5	7	60
Up to 12 Months	87	50	1	3	6	0	0	0	27
13 to 60 Months	148	28	48	35	12	4	4	1	16
61 to 120 Months	97	2	47	30	3	5	1	1	8
Over 120 Months	51	1	26	7	0	3	0	5	9
Prison and Alternatives	2	0	0	1	0	0	0	0	1

PROBATION

Total Receiving Probation	33	0	3	5	8	0	1	0	16
Probation Only	27	0	3	2	7	0	0	0	15
Probation and Alternatives	6	0	0	3	1	0	1	0	1

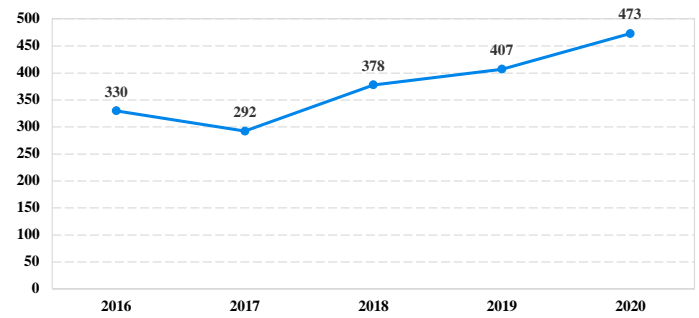
FINE ONLY

Total	55	0	0	0	6	0	0	0	49
--------------	-----------	----------	----------	----------	----------	----------	----------	----------	-----------

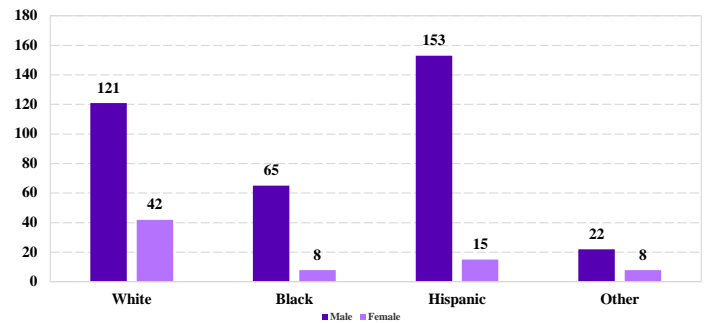
Cases with indeterminable sentence terms are excluded from the calculation of the Mean Sentence or Median Sentence category. Sentences greater than 470 months and probation were included in the sentence average computations as 470 months and zero months, respectively. Cases in the Total Receiving Imprisonment, Total Receiving Probation, and Fine Only categories total 100 percent of all cases. Cases missing information required for a specific analysis were excluded from that analysis. Descriptions of variables used in this analysis are provided in Appendix A.

SOURCE: U.S. Sentencing Commission, 2016 - 2020 Datafiles, USSCFY16 - USSCFY20.

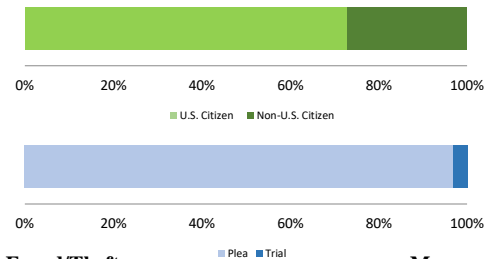
Number of Federal Offenders Over Time



Race and Gender



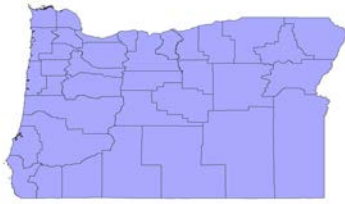
Citizenship, Guilty Pleas, and Trials



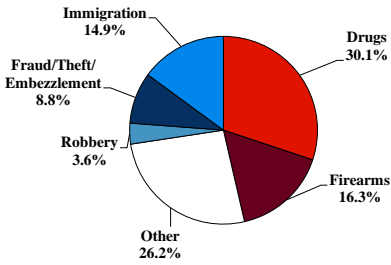
District at a Glance

District of Oregon

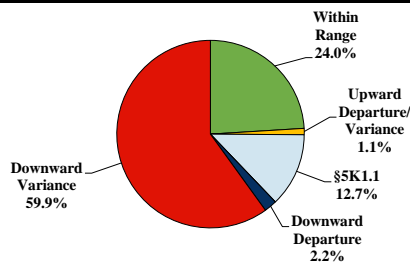
Fiscal Year 2020



Type of Crime



Sentence Imposed Relative to the Guideline Range



SENTENCING INFORMATION BY TYPE OF CRIME

	TOTAL	Immigration	Drug Trafficking	Firearms	Fraud/Theft /Embezzle	Robbery	Child Porn	Money Laundering	All Other
Total	362	54	107	59	32	13	11	23	63
Mean Sentence (months)	34	10	51	29	26	67	55	23	29
Median Sentence (months)	18	3	37	23	23	57	60	24	9

IMPRISONMENT

Total Receiving Imprisonment	319	54	102	52	24	13	11	17	46
Prison Only	292	54	92	51	24	10	11	15	35
Up to 12 Months	82	38	16	9	5	0	0	1	13
13 to 60 Months	154	16	44	35	17	5	7	13	17
61 to 120 Months	41	0	23	6	2	5	4	1	0
Over 120 Months	15	0	9	1	0	0	0	0	5
Prison and Alternatives	27	0	10	1	0	3	0	2	11

PROBATION

Total Receiving Probation	43	0	5	7	8	0	0	6	17
Probation Only	30	0	2	6	4	0	0	4	14
Probation and Alternatives	13	0	3	1	4	0	0	2	3

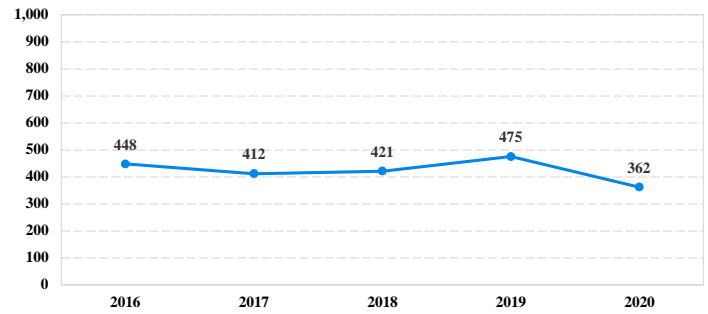
FINE ONLY

Total	0	0	0	0	0	0	0	0	0
--------------	----------	----------	----------	----------	----------	----------	----------	----------	----------

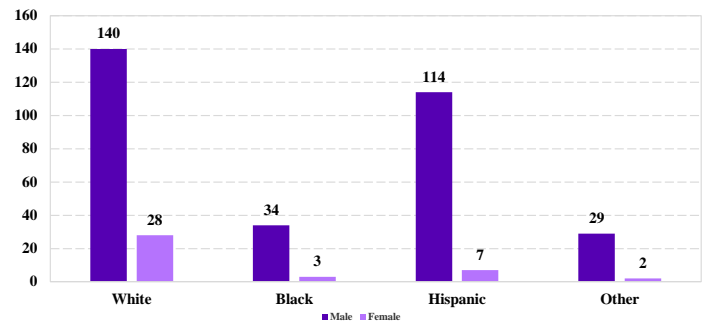
Cases with indeterminable sentence terms are excluded from the calculation of the Mean Sentence or Median Sentence category. Sentences greater than 470 months and probation were included in the sentence average computations as 470 months and zero months, respectively. Cases in the Total Receiving Imprisonment, Total Receiving Probation, and Fine Only categories total 100 percent of all cases. Cases missing information required for a specific analysis were excluded from that analysis. Descriptions of variables used in this analysis are provided in Appendix A.

SOURCE: U.S. Sentencing Commission, 2016 - 2020 Datafiles, USSCFY16 - USSCFY20.

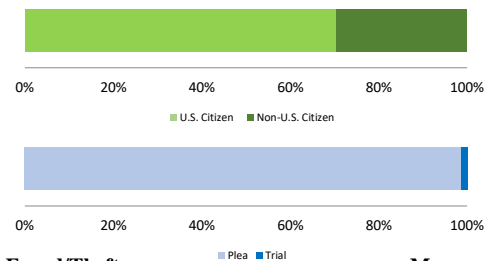
Number of Federal Offenders Over Time



Race and Gender



Citizenship, Guilty Pleas, and Trials



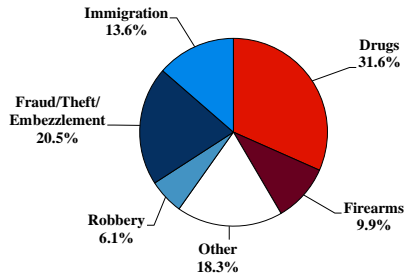
District at a Glance

Eastern District of Pennsylvania

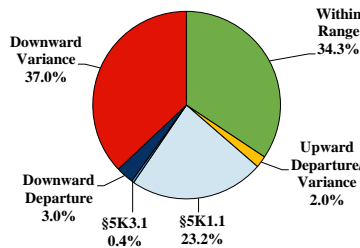
Fiscal Year 2020



Type of Crime



Sentence Imposed Relative to the Guideline Range



SENTENCING INFORMATION BY TYPE OF CRIME

	TOTAL	Immigration	Drug Trafficking	Firearms	Fraud/Theft /Embezzle	Robbery	Child Porn	Money Laundering	All Other
TOTAL	493	67	156	49	101	30	12	7	71
Mean Sentence (months)	61	11	69	58	25	130	134	96	104
Median Sentence (months)	29	7	46	40	12	120	91	41	24

IMPRISONMENT

Total Receiving Imprisonment	447	66	150	41	80	30	12	7	61
Prison Only	422	66	141	37	73	30	12	7	56
Up to 12 Months	97	40	19	4	21	0	1	0	12
13 to 60 Months	172	26	63	18	40	5	0	4	16
61 to 120 Months	84	0	39	10	10	12	7	1	5
Over 120 Months	69	0	20	5	2	13	4	2	23
Prison and Alternatives	25	0	9	4	7	0	0	0	5

PROBATION

Total Receiving Probation	46	1	6	8	21	0	0	0	10
Probation Only	31	0	4	5	16	0	0	0	6
Probation and Alternatives	15	1	2	3	5	0	0	0	4

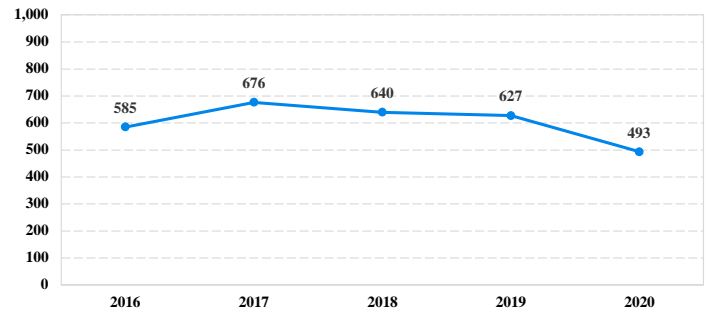
FINE ONLY

FINE ONLY	0	0	0	0	0	0	0	0	0
------------------	----------	----------	----------	----------	----------	----------	----------	----------	----------

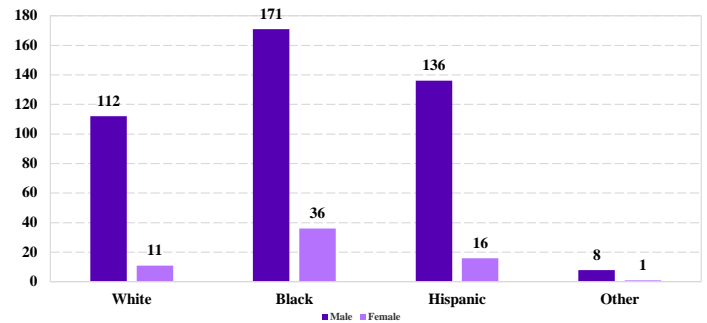
Cases with indeterminable sentence terms are excluded from the calculation of the Mean Sentence or Median Sentence category. Sentences greater than 470 months and probation were included in the sentence average computations as 470 months and zero months, respectively. Cases in the Total Receiving Imprisonment, Total Receiving Probation, and Fine Only categories total 100 percent of all cases. Cases missing information required for a specific analysis were excluded from that analysis. Descriptions of variables used in this analysis are provided in Appendix A.

SOURCE: U.S. Sentencing Commission, 2016 - 2020 Datafiles, USSCFY16 - USSCFY20.

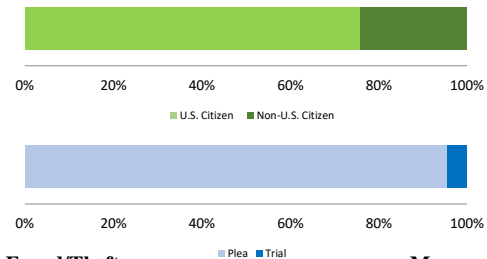
Number of Federal Offenders Over Time



Race and Gender



Citizenship, Guilty Pleas, and Trials



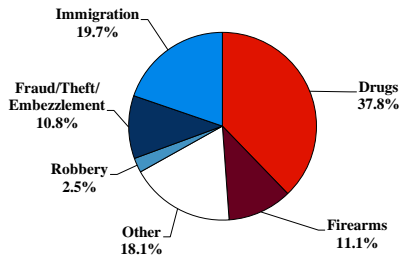
District at a Glance

Middle District of Pennsylvania

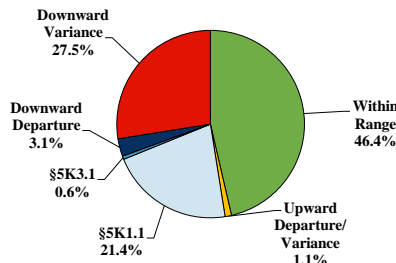
Fiscal Year 2020



Type of Crime



Sentence Imposed Relative to the Guideline Range



SENTENCING INFORMATION BY TYPE OF CRIME

	TOTAL	Immigration	Drug Trafficking	Firearms	Fraud/Theft /Embezzle	Robbery	Child Porn	Money Laundering	All Other
TOTAL	360	71	135	40	39	9	4	7	55
Mean Sentence (months)	58	5	85	77	15	128	97	54	61
Median Sentence (months)	35	0	68	60	5	120	104	42	18

IMPRISONMENT

Total Receiving Imprisonment	329	69	131	38	24	9	4	6	48
Prison Only	325	69	131	37	22	9	4	6	47
Up to 12 Months	84	58	5	1	9	0	0	0	11
13 to 60 Months	120	10	55	18	11	1	1	4	20
61 to 120 Months	73	1	43	13	1	4	3	1	7
Over 120 Months	48	0	28	5	1	4	0	1	9
Prison and Alternatives	4	0	0	1	2	0	0	0	1

PROBATION

Total Receiving Probation	31	2	4	2	15	0	0	1	7
Probation Only	23	2	2	2	11	0	0	1	5
Probation and Alternatives	8	0	2	0	4	0	0	0	2

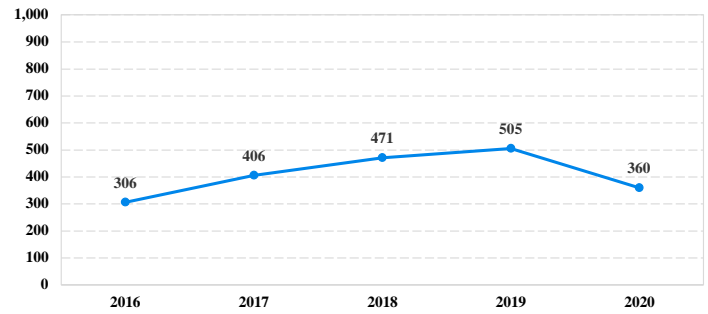
FINE ONLY

FINE ONLY	0	0	0	0	0	0	0	0	0
------------------	----------	----------	----------	----------	----------	----------	----------	----------	----------

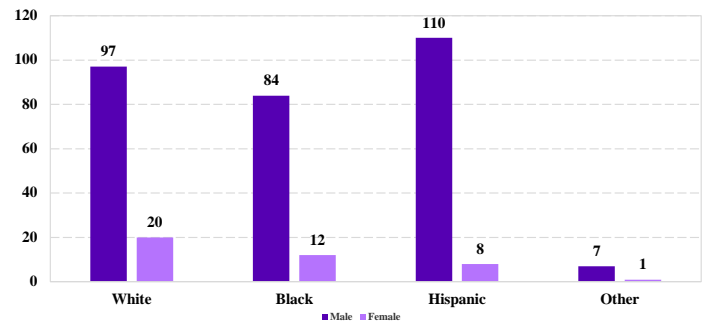
Cases with indeterminable sentence terms are excluded from the calculation of the Mean Sentence or Median Sentence category. Sentences greater than 470 months and probation were included in the sentence average computations as 470 months and zero months, respectively. Cases in the Total Receiving Imprisonment, Total Receiving Probation, and Fine Only categories total 100 percent of all cases. Cases missing information required for a specific analysis were excluded from that analysis. Descriptions of variables used in this analysis are provided in Appendix A.

SOURCE: U.S. Sentencing Commission, 2016 - 2020 Datafiles, USSCFY16 - USSCFY20.

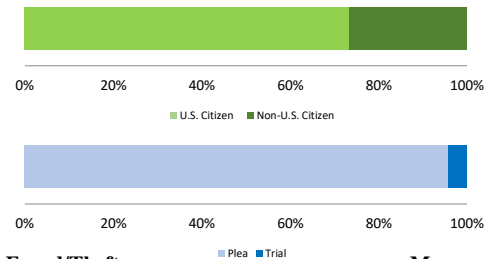
Number of Federal Offenders Over Time



Race and Gender



Citizenship, Guilty Pleas, and Trials



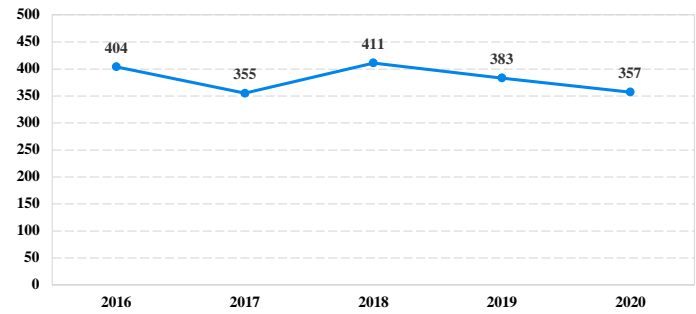
District at a Glance

Western District of Pennsylvania

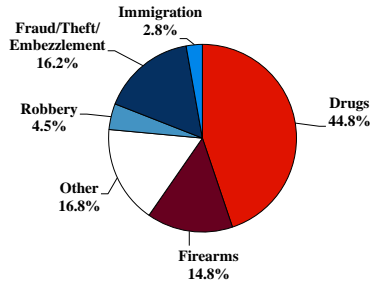
Fiscal Year 2020



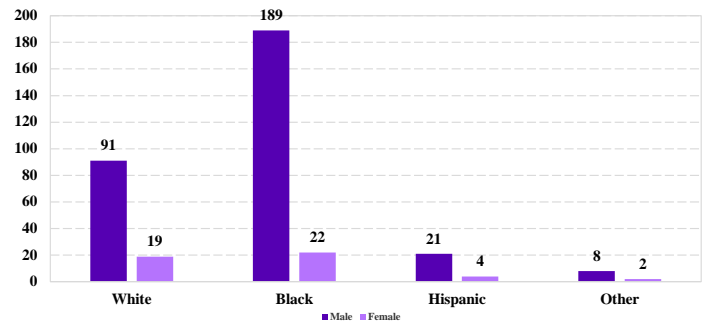
Number of Federal Offenders Over Time



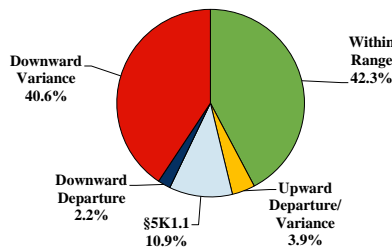
Type of Crime



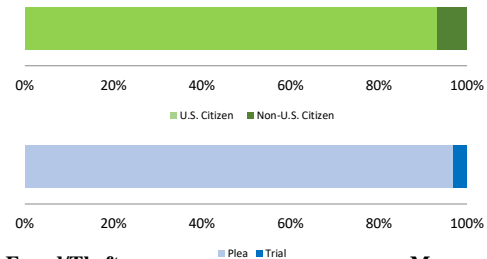
Race and Gender



Sentence Imposed Relative to the Guideline Range



Citizenship, Guilty Pleas, and Trials



SENTENCING INFORMATION BY TYPE OF CRIME

	TOTAL	Immigration	Drug Trafficking	Firearms	Fraud/Theft/Embezzle	Robbery	Child Porn	Money Laundering	All Other
Total	357	10	159	53	58	16	16	16	29
Mean Sentence (months)	48	12	62	50	17	53	66	29	42
Median Sentence (months)	34	0	60	33	8	51	62	3	18

IMPRISONMENT

Total Receiving Imprisonment	303	7	146	50	36	15	16	10	23
Prison Only	284	7	138	46	33	15	14	10	21
Up to 12 Months	36	5	5	4	11	1	1	3	6
13 to 60 Months	144	1	68	30	17	10	5	4	9
61 to 120 Months	79	1	51	7	5	3	7	1	4
Over 120 Months	25	0	14	5	0	1	1	2	2
Prison and Alternatives	19	0	8	4	3	0	2	0	2

PROBATION

Total Receiving Probation	53	3	13	3	22	1	0	6	5
Probation Only	33	3	9	1	12	1	0	4	3
Probation and Alternatives	20	0	4	2	10	0	0	2	2

FINE ONLY

Fine Only	1	0	0	0	0	0	0	0	1
------------------	----------	----------	----------	----------	----------	----------	----------	----------	----------

Cases with indeterminable sentence terms are excluded from the calculation of the Mean Sentence or Median Sentence category. Sentences greater than 470 months and probation were included in the sentence average computations as 470 months and zero months, respectively. Cases in the Total Receiving Imprisonment, Total Receiving Probation, and Fine Only categories total 100 percent of all cases. Cases missing information required for a specific analysis were excluded from that analysis. Descriptions of variables used in this analysis are provided in Appendix A.

SOURCE: U.S. Sentencing Commission, 2016 - 2020 Datafiles, USSCFY16 - USSCFY20.

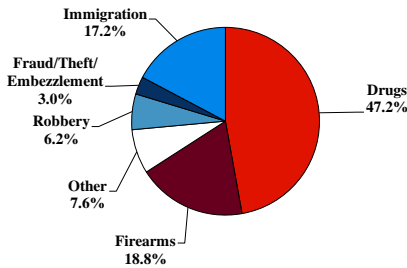
District at a Glance

Puerto Rico

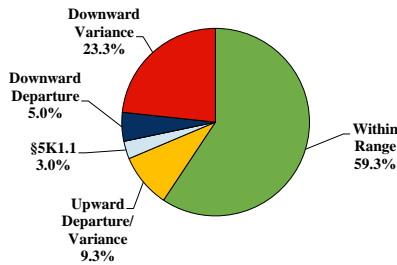
Fiscal Year 2020



Type of Crime



Sentence Imposed Relative to the Guideline Range



SENTENCING INFORMATION BY TYPE OF CRIME

	TOTAL	Immigration	Drug Trafficking	Firearms	Fraud/Theft /Embezzle	Robbery	Child Porn	Money Laundering	All Other
Total	922	159	435	173	28	57	9	13	48
Mean Sentence (months)	57	5	73	33	11	112	59	33	141
Median Sentence (months)	47	0	70	30	0	108	60	6	77

IMPRISONMENT

Total Receiving Imprisonment	842	114	430	167	14	56	9	9	43
Prison Only	822	114	425	158	14	55	9	8	39
Up to 12 Months	139	89	16	15	8	0	1	3	7
13 to 60 Months	338	25	149	131	5	12	4	4	8
61 to 120 Months	265	0	222	12	0	23	4	0	4
Over 120 Months	80	0	38	0	1	20	0	1	20
Prison and Alternatives	20	0	5	9	0	1	0	1	4

PROBATION

Total Receiving Probation	80	45	5	6	14	1	0	4	5
Probation Only	74	44	4	5	13	1	0	2	5
Probation and Alternatives	6	1	1	1	1	0	0	2	0

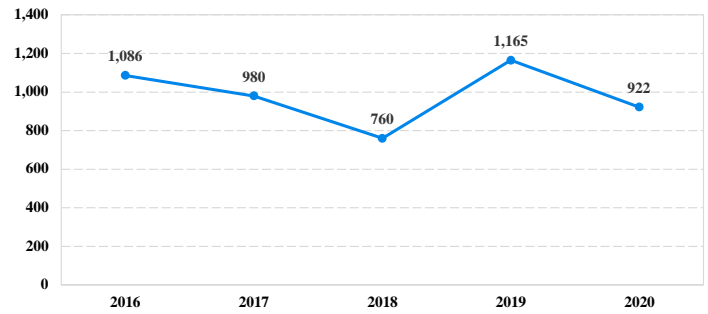
FINE ONLY

Total	0	0	0	0	0	0	0	0	0
--------------	----------	----------	----------	----------	----------	----------	----------	----------	----------

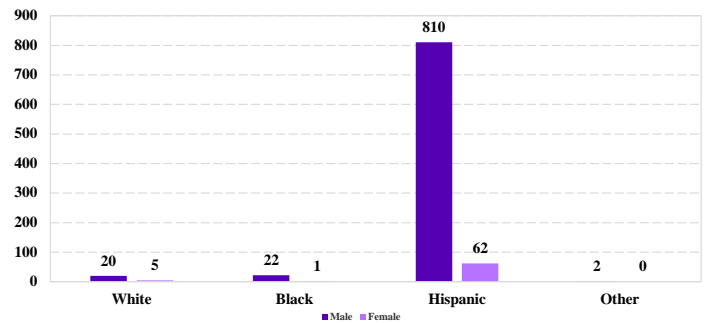
Cases with indeterminable sentence terms are excluded from the calculation of the Mean Sentence or Median Sentence category. Sentences greater than 470 months and probation were included in the sentence average computations as 470 months and zero months, respectively. Cases in the Total Receiving Imprisonment, Total Receiving Probation, and Fine Only categories total 100 percent of all cases. Cases missing information required for a specific analysis were excluded from that analysis. Descriptions of variables used in this analysis are provided in Appendix A.

SOURCE: U.S. Sentencing Commission, 2016 - 2020 Datafiles, USSCFY16 - USSCFY20.

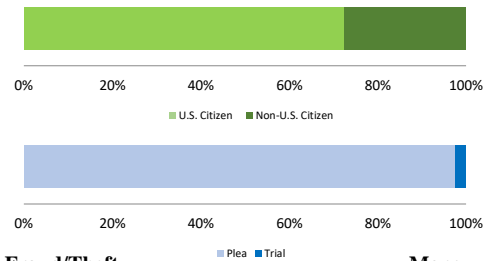
Number of Federal Offenders Over Time



Race and Gender



Citizenship, Guilty Pleas, and Trials



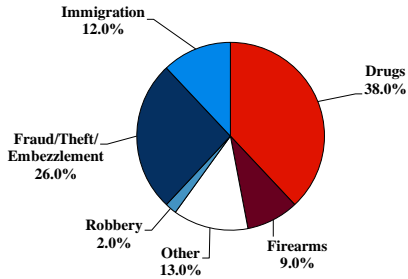
District at a Glance

District of Rhode Island

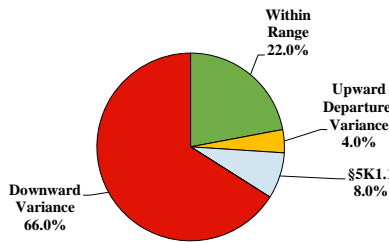
Fiscal Year 2020



Type of Crime



Sentence Imposed Relative to the Guideline Range



SENTENCING INFORMATION BY TYPE OF CRIME

	TOTAL	Immigration	Drug Trafficking	Firearms	Fraud/Theft /Embezzle	Robbery	Child Porn	Money Laundering	All Other
Total	100	12	37	9	26	2	1	0	13
Mean Sentence (months)	30	6	45	23	18	--	--	--	35
Median Sentence (months)	21	3	48	9	14	--	--	--	6

IMPRISONMENT

Total Receiving Imprisonment	85	12	36	5	21	2	1	0	8
Prison Only	76	11	32	4	20	1	1	0	7
Up to 12 Months	25	10	6	0	6	0	0	0	3
13 to 60 Months	39	1	18	3	13	1	1	0	2
61 to 120 Months	10	0	7	1	1	0	0	0	1
Over 120 Months	2	0	1	0	0	0	0	0	1
Prison and Alternatives	9	1	4	1	1	1	0	0	1

PROBATION

Total Receiving Probation	15	0	1	4	5	0	0	0	5
Probation Only	11	0	1	2	5	0	0	0	3
Probation and Alternatives	4	0	0	2	0	0	0	0	2

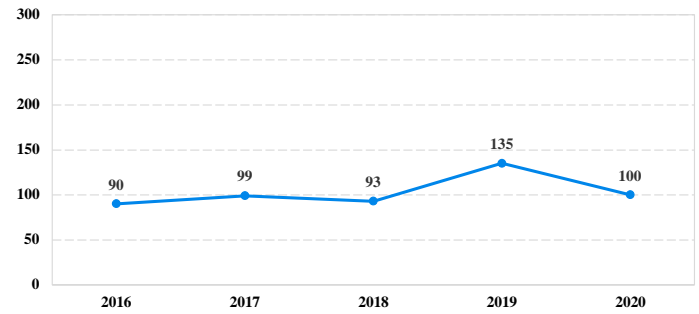
FINE ONLY

Total	0	0	0	0	0	0	0	0	0
--------------	----------	----------	----------	----------	----------	----------	----------	----------	----------

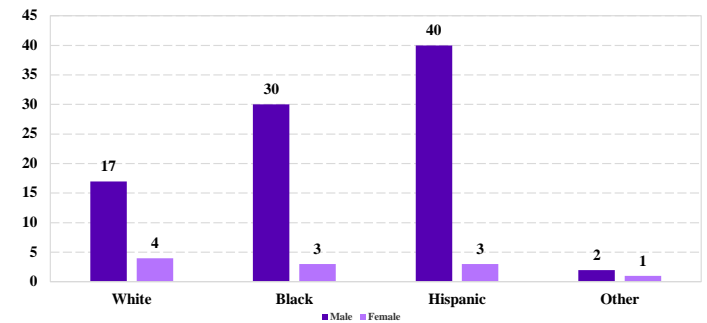
Cases with indeterminable sentence terms are excluded from the calculation of the Mean Sentence or Median Sentence category. Sentences greater than 470 months and probation were included in the sentence average computations as 470 months and zero months, respectively. Cases in the Total Receiving Imprisonment, Total Receiving Probation, and Fine Only categories total 100 percent of all cases. Cases missing information required for a specific analysis were excluded from that analysis. Descriptions of variables used in this analysis are provided in Appendix A.

SOURCE: U.S. Sentencing Commission, 2016 - 2020 Datafiles, USSCFY16 - USSCFY20.

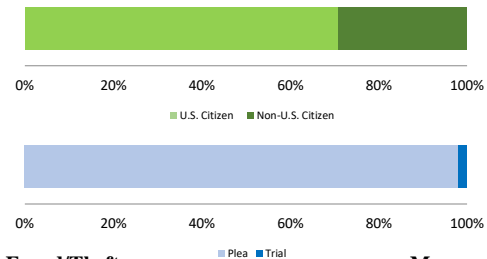
Number of Federal Offenders Over Time



Race and Gender



Citizenship, Guilty Pleas, and Trials



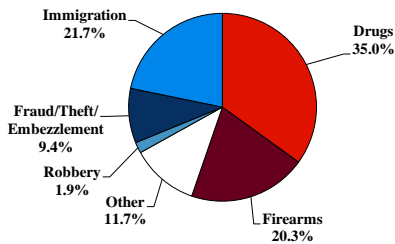
District at a Glance

District of South Carolina

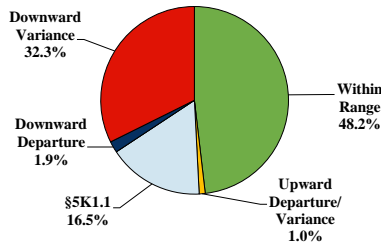
Fiscal Year 2020



Type of Crime



Sentence Imposed Relative to the Guideline Range



SENTENCING INFORMATION BY TYPE OF CRIME

	TOTAL	Immigration	Drug Trafficking	Firearms	Fraud/Theft/Embezzle	Robbery	Child Porn	Money Laundering	All Other
Total	575	125	201	117	54	11	4	13	50
Mean Sentence (months)	59	5	102	69	18	133	103	55	26
Median Sentence (months)	27	4	84	57	12	144	60	15	8

IMPRISONMENT

Total Receiving Imprisonment	539	123	197	113	42	11	4	10	39
Prison Only	527	123	193	109	42	11	4	8	37
Up to 12 Months	174	113	20	8	13	1	1	1	17
13 to 60 Months	166	10	51	62	27	2	1	2	11
61 to 120 Months	94	0	62	19	1	1	1	2	8
Over 120 Months	93	0	60	20	1	7	1	3	1
Prison and Alternatives	12	0	4	4	0	0	0	2	2

PROBATION

Total Receiving Probation	36	2	4	4	12	0	0	3	11
Probation Only	29	2	3	4	11	0	0	3	6
Probation and Alternatives	7	0	1	0	1	0	0	0	5

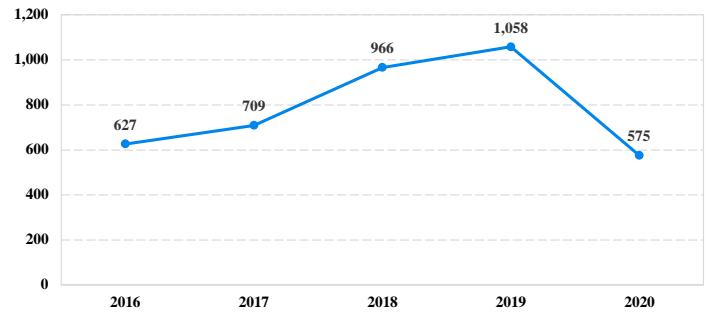
FINE ONLY

FINE ONLY	0	0	0	0	0	0	0	0	0
------------------	----------	----------	----------	----------	----------	----------	----------	----------	----------

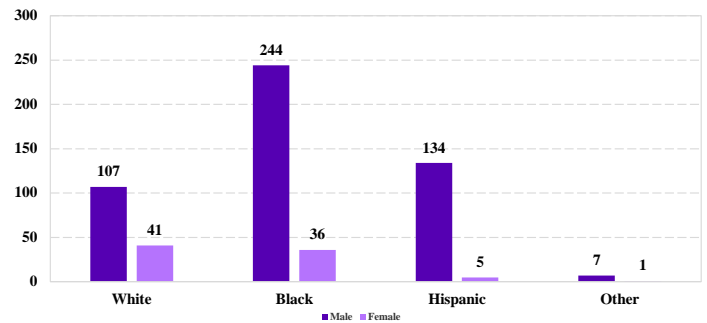
Cases with indeterminable sentence terms are excluded from the calculation of the Mean Sentence or Median Sentence category. Sentences greater than 470 months and probation were included in the sentence average computations as 470 months and zero months, respectively. Cases in the Total Receiving Imprisonment, Total Receiving Probation, and Fine Only categories total 100 percent of all cases. Cases missing information required for a specific analysis were excluded from that analysis. Descriptions of variables used in this analysis are provided in Appendix A.

SOURCE: U.S. Sentencing Commission, 2016 - 2020 Datafiles, USSCFY16 - USSCFY20.

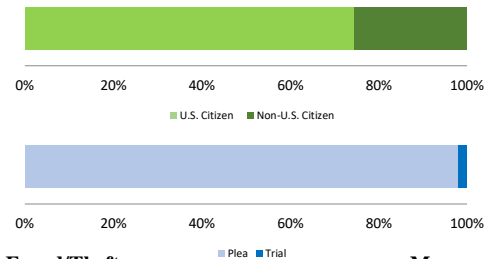
Number of Federal Offenders Over Time



Race and Gender



Citizenship, Guilty Pleas, and Trials



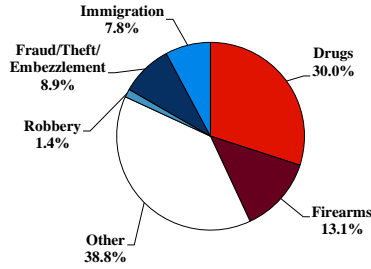
District at a Glance

District of South Dakota

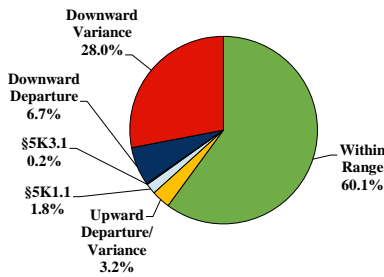
Fiscal Year 2020



Type of Crime



Sentence Imposed Relative to the Guideline Range



SENTENCING INFORMATION BY TYPE OF CRIME

	TOTAL	Immigration	Drug Trafficking	Firearms	Fraud/Theft /Embezzle	Robbery	Child Porn	Money Laundering	All Other
Total	497	39	147	65	44	7	17	1	177
Mean Sentence (months)	62	4	112	29	11	140	101	--	50
Median Sentence (months)	30	2	120	21	3	96	60	--	21

IMPRISONMENT

Total Receiving Imprisonment	452	39	142	61	27	7	17	1	158
Prison Only	412	39	137	50	23	6	15	1	141
Up to 12 Months	109	39	7	12	13	0	1	0	37
13 to 60 Months	160	0	33	34	9	2	9	0	73
61 to 120 Months	73	0	54	4	1	2	1	0	11
Over 120 Months	70	0	43	0	0	2	4	1	20
Prison and Alternatives	40	0	5	11	4	1	2	0	17

PROBATION

Total Receiving Probation	42	0	5	4	16	0	0	0	17
Probation Only	35	0	5	2	13	0	0	0	15
Probation and Alternatives	7	0	0	2	3	0	0	0	2

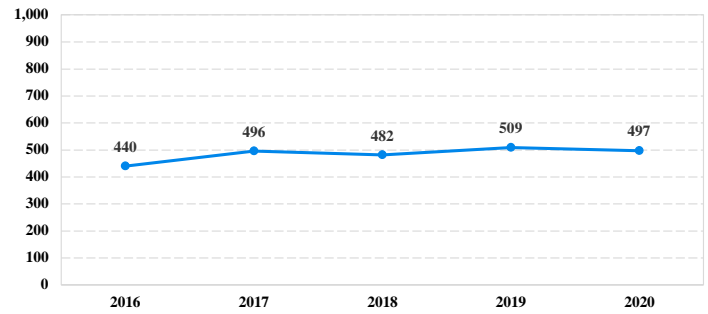
FINE ONLY

Total	3	0	0	0	1	0	0	0	2
--------------	----------	----------	----------	----------	----------	----------	----------	----------	----------

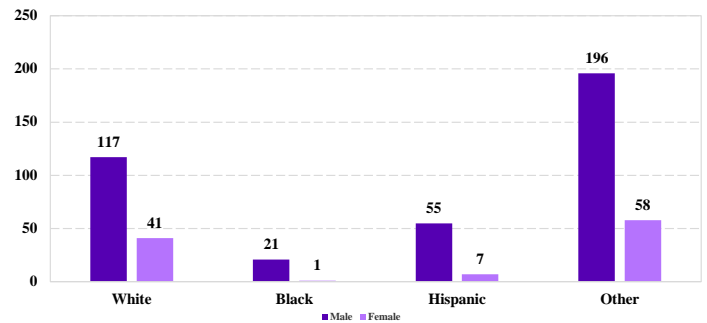
Cases with indeterminable sentence terms are excluded from the calculation of the Mean Sentence or Median Sentence category. Sentences greater than 470 months and probation were included in the sentence average computations as 470 months and zero months, respectively. Cases in the Total Receiving Imprisonment, Total Receiving Probation, and Fine Only categories total 100 percent of all cases. Cases missing information required for a specific analysis were excluded from that analysis. Descriptions of variables used in this analysis are provided in Appendix A.

SOURCE: U.S. Sentencing Commission, 2016 - 2020 Datafiles, USSCFY16 - USSCFY20.

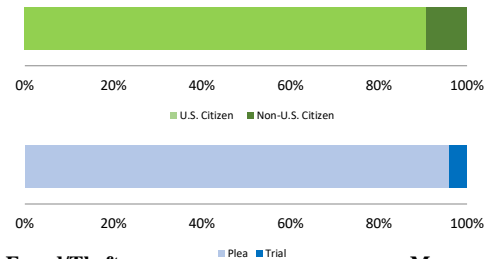
Number of Federal Offenders Over Time



Race and Gender



Citizenship, Guilty Pleas, and Trials



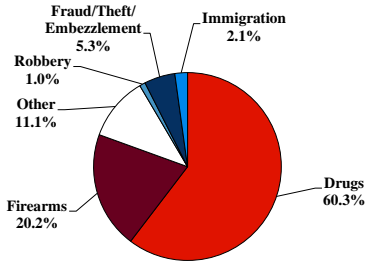
District at a Glance

Eastern District of Tennessee

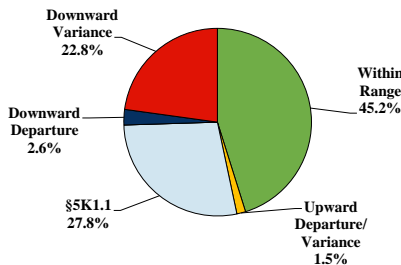
Fiscal Year 2020



Type of Crime



Sentence Imposed Relative to the Guideline Range



SENTENCING INFORMATION BY TYPE OF CRIME

	TOTAL	Immigration	Drug Trafficking	Firearms	Fraud/Theft/Embezzle	Robbery	Child Porn	Money Laundering	All Other
	605	13	365	122	32	6	10	16	41
Mean Sentence (months)	81	10	96	47	27	127	117	121	78
Median Sentence (months)	70	6	87	39	24	117	120	120	18

IMPRISONMENT

Total Receiving Imprisonment	579	13	359	116	21	6	10	15	39
Prison Only	573	13	356	115	20	6	10	15	38
Up to 12 Months	32	9	9	3	1	0	0	1	9
13 to 60 Months	219	4	93	84	17	1	1	2	17
61 to 120 Months	190	0	150	24	1	2	5	5	3
Over 120 Months	132	0	104	4	1	3	4	7	9
Prison and Alternatives	6	0	3	1	1	0	0	0	1

PROBATION

Total Receiving Probation	26	0	6	6	11	0	0	1	2
Probation Only	19	0	5	3	8	0	0	1	2
Probation and Alternatives	7	0	1	3	3	0	0	0	0

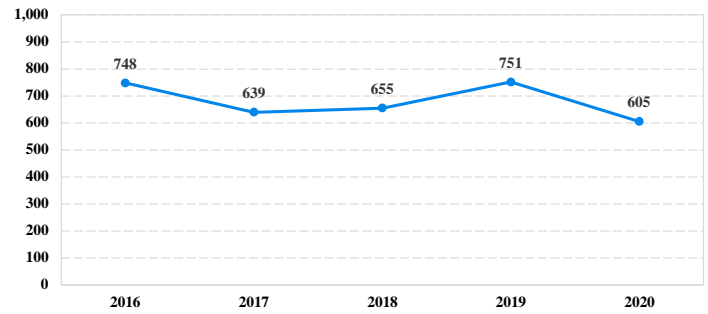
FINE ONLY

FINE ONLY	0	0	0	0	0	0	0	0	0
------------------	----------	----------	----------	----------	----------	----------	----------	----------	----------

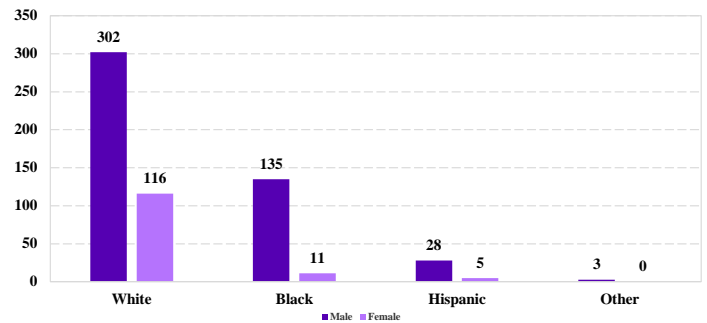
Cases with indeterminable sentence terms are excluded from the calculation of the Mean Sentence or Median Sentence category. Sentences greater than 470 months and probation were included in the sentence average computations as 470 months and zero months, respectively. Cases in the Total Receiving Imprisonment, Total Receiving Probation, and Fine Only categories total 100 percent of all cases. Cases missing information required for a specific analysis were excluded from that analysis. Descriptions of variables used in this analysis are provided in Appendix A.

SOURCE: U.S. Sentencing Commission, 2016 - 2020 Datafiles, USSCFY16 - USSCFY20.

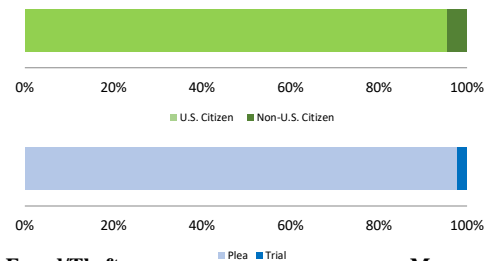
Number of Federal Offenders Over Time



Race and Gender



Citizenship, Guilty Pleas, and Trials



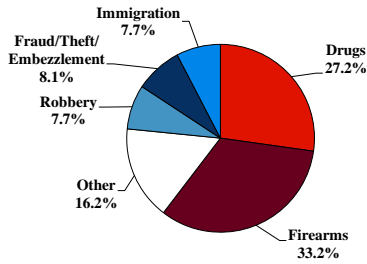
District at a Glance

Middle District of Tennessee

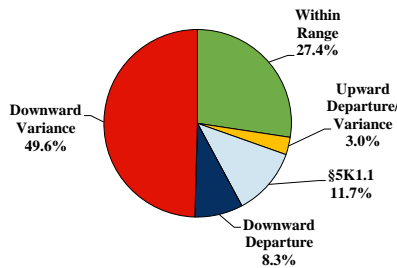
Fiscal Year 2020



Type of Crime



Sentence Imposed Relative to the Guideline Range



SENTENCING INFORMATION BY TYPE OF CRIME

	TOTAL	Immigration	Drug Trafficking	Firearms	Fraud/Theft/Embezzle	Robbery	Child Porn	Money Laundering	All Other
Total	235	18	60	78	19	18	1	2	39
Mean Sentence (months)	79	10	92	68	22	107	--	--	131
Median Sentence (months)	46	7	76	48	22	72	--	--	40

IMPRISONMENT

Total Receiving Imprisonment	225	18	60	75	17	18	1	2	34
Prison Only	206	18	56	69	13	17	1	2	30
Up to 12 Months	31	12	4	4	2	0	0	1	8
13 to 60 Months	82	6	18	35	10	6	0	0	7
61 to 120 Months	49	0	18	19	1	5	1	1	4
Over 120 Months	44	0	16	11	0	6	0	0	11
Prison and Alternatives	19	0	4	6	4	1	0	0	4

PROBATION

Total Receiving Probation	5	0	0	3	2	0	0	0	0
Probation Only	4	0	0	2	2	0	0	0	0
Probation and Alternatives	1	0	0	1	0	0	0	0	0

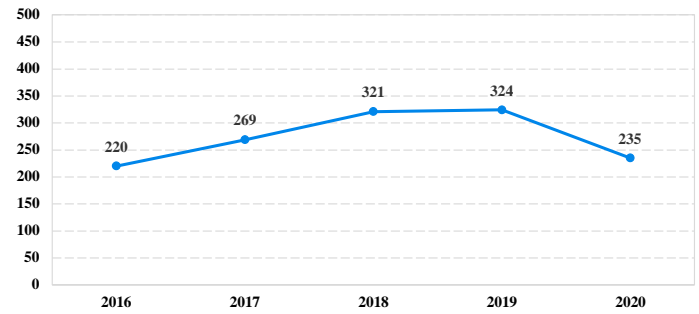
FINE ONLY

Total	5	0	0	0	0	0	0	0	5
--------------	----------	----------	----------	----------	----------	----------	----------	----------	----------

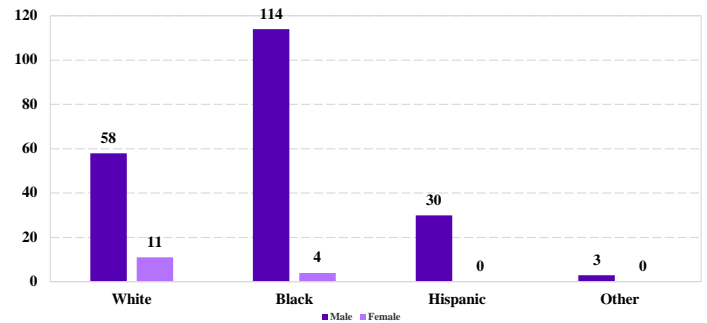
Cases with indeterminable sentence terms are excluded from the calculation of the Mean Sentence or Median Sentence category. Sentences greater than 470 months and probation were included in the sentence average computations as 470 months and zero months, respectively. Cases in the Total Receiving Imprisonment, Total Receiving Probation, and Fine Only categories total 100 percent of all cases. Cases missing information required for a specific analysis were excluded from that analysis. Descriptions of variables used in this analysis are provided in Appendix A.

SOURCE: U.S. Sentencing Commission, 2016 - 2020 Datafiles, USSCFY16 - USSCFY20.

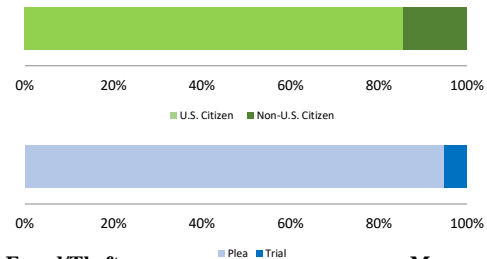
Number of Federal Offenders Over Time



Race and Gender



Citizenship, Guilty Pleas, and Trials



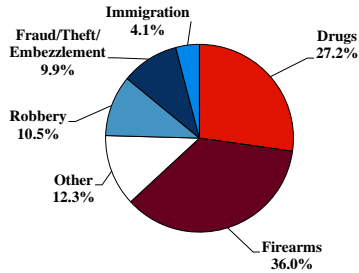
District at a Glance

Western District of Tennessee

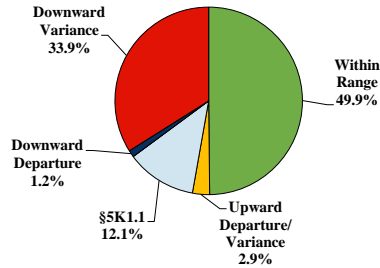
Fiscal Year 2020



Type of Crime



Sentence Imposed Relative to the Guideline Range



SENTENCING INFORMATION BY TYPE OF CRIME

	TOTAL	Immigration	Drug Trafficking	Firearms	Fraud/Theft /Embezzle	Robbery	Child Porn	Money Laundering	All Other
Total	342	14	93	123	34	36	2	5	35
Mean Sentence (months)	78	8	94	61	20	137	--	102	112
Median Sentence (months)	48	5	75	46	8	135	--	78	42

IMPRISONMENT

Total Receiving Imprisonment	324	14	87	122	27	36	2	5	31
Prison Only	305	13	82	118	19	36	2	5	30
Up to 12 Months	38	11	8	7	6	0	0	1	5
13 to 60 Months	121	2	20	70	11	7	1	1	9
61 to 120 Months	70	0	23	30	1	9	0	1	6
Over 120 Months	76	0	31	11	1	20	1	2	10
Prison and Alternatives	19	1	5	4	8	0	0	0	1

PROBATION

Total Receiving Probation	18	0	6	1	7	0	0	0	4
Probation Only	13	0	3	0	7	0	0	0	3
Probation and Alternatives	5	0	3	1	0	0	0	0	1

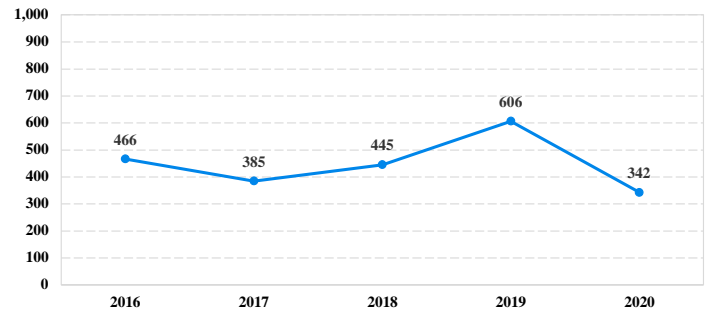
FINE ONLY

Total	0	0	0	0	0	0	0	0	0
--------------	----------	----------	----------	----------	----------	----------	----------	----------	----------

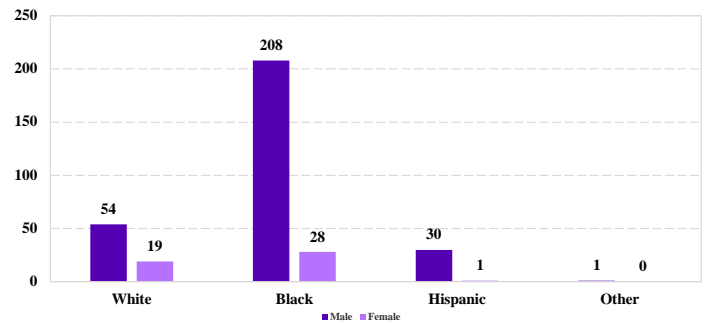
Cases with indeterminable sentence terms are excluded from the calculation of the Mean Sentence or Median Sentence category. Sentences greater than 470 months and probation were included in the sentence average computations as 470 months and zero months, respectively. Cases in the Total Receiving Imprisonment, Total Receiving Probation, and Fine Only categories total 100 percent of all cases. Cases missing information required for a specific analysis were excluded from that analysis. Descriptions of variables used in this analysis are provided in Appendix A.

SOURCE: U.S. Sentencing Commission, 2016 - 2020 Datafiles, USSCFY16 - USSCFY20.

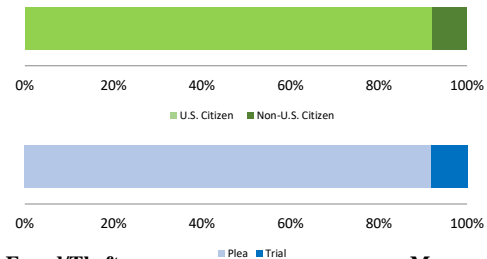
Number of Federal Offenders Over Time



Race and Gender



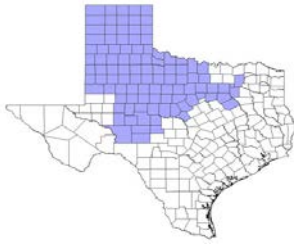
Citizenship, Guilty Pleas, and Trials



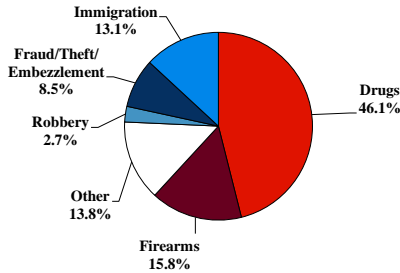
District at a Glance

Northern District of Texas

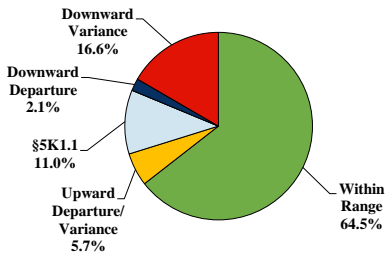
Fiscal Year 2020



Type of Crime



Sentence Imposed Relative to the Guideline Range



SENTENCING INFORMATION BY TYPE OF CRIME

	TOTAL	Immigration	Drug Trafficking	Firearms	Fraud/Theft /Embezzle	Robbery	Child Porn	Money Laundering	All Other
	1,380	181	634	218	117	37	28	10	155
Mean Sentence (months)	86	25	114	56	29	117	130	73	107
Median Sentence (months)	60	18	103	44	21	78	97	59	36

IMPRISONMENT

Total Receiving Imprisonment	1,317	181	623	213	83	37	28	10	142
Prison Only	1,315	181	622	212	83	37	28	10	142
Up to 12 Months	113	55	17	6	11	0	0	0	24
13 to 60 Months	578	114	178	144	62	11	4	5	60
61 to 120 Months	306	10	183	50	8	17	14	4	20
Over 120 Months	318	2	244	12	2	9	10	1	38
Prison and Alternatives	2	0	1	1	0	0	0	0	0

PROBATION

Total Receiving Probation	62	0	11	5	34	0	0	0	12
Probation Only	55	0	8	5	31	0	0	0	11
Probation and Alternatives	7	0	3	0	3	0	0	0	1

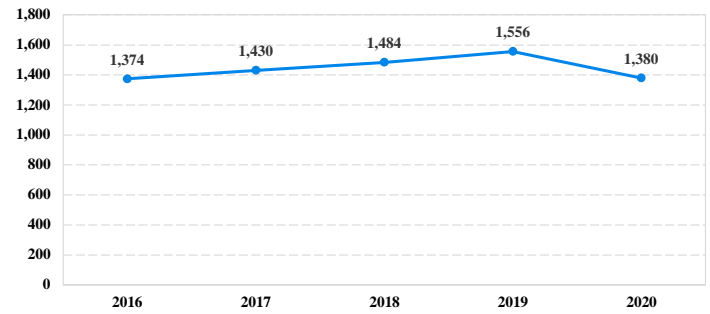
FINE ONLY

Total Receiving Fine Only	1	0	0	0	0	0	0	0	1
----------------------------------	----------	----------	----------	----------	----------	----------	----------	----------	----------

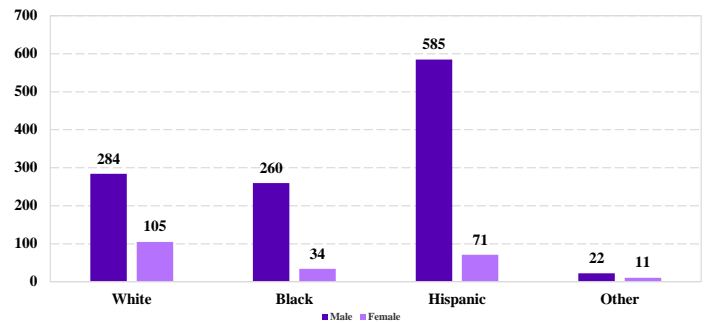
Cases with indeterminable sentence terms are excluded from the calculation of the Mean Sentence or Median Sentence category. Sentences greater than 470 months and probation were included in the sentence average computations as 470 months and zero months, respectively. Cases in the Total Receiving Imprisonment, Total Receiving Probation, and Fine Only categories total 100 percent of all cases. Cases missing information required for a specific analysis were excluded from that analysis. Descriptions of variables used in this analysis are provided in Appendix A.

SOURCE: U.S. Sentencing Commission, 2016 - 2020 Datafiles, USSCFY16 - USSCFY20.

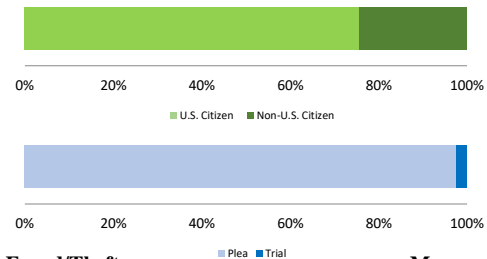
Number of Federal Offenders Over Time



Race and Gender



Citizenship, Guilty Pleas, and Trials



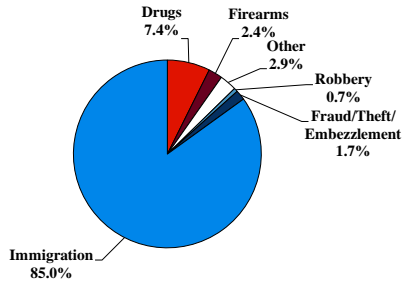
District at a Glance

Southern District of Texas

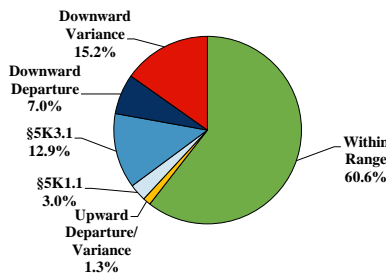
Fiscal Year 2020



Type of Crime



Sentence Imposed Relative to the Guideline Range



SENTENCING INFORMATION BY TYPE OF CRIME

	TOTAL	Immigration	Drug Trafficking	Firearms	Fraud/Theft/Embezzle	Robbery	Child Porn	Money Laundering	All Other
Total	8,538	7,254	629	202	143	58	31	53	168
Mean Sentence (months)	17	9	73	32	19	133	94	54	55
Median Sentence (months)	6	5	60	24	5	109	78	24	18

IMPRISONMENT

	TOTAL	Immigration	Drug Trafficking	Firearms	Fraud/Theft/Embezzle	Robbery	Child Porn	Money Laundering	All Other
Total Receiving Imprisonment	8,258	7,046	620	191	112	58	31	52	148
Prison Only	8,134	6,949	610	181	111	58	31	50	144
Up to 12 Months	5,318	5,147	27	31	68	1	0	8	36
13 to 60 Months	2,361	1,772	308	127	30	11	7	29	77
61 to 120 Months	300	29	181	20	8	23	21	5	13
Over 120 Months	155	1	94	3	5	23	3	8	18
Prison and Alternatives	124	97	10	10	1	0	0	2	4

PROBATION

	TOTAL	Immigration	Drug Trafficking	Firearms	Fraud/Theft/Embezzle	Robbery	Child Porn	Money Laundering	All Other
Total Receiving Probation	280	208	9	11	31	0	0	1	20
Probation Only	152	91	8	9	28	0	0	1	15
Probation and Alternatives	128	117	1	2	3	0	0	0	5

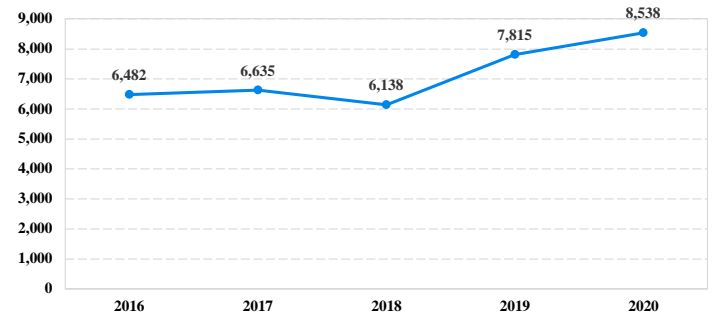
FINE ONLY

	TOTAL	Immigration	Drug Trafficking	Firearms	Fraud/Theft/Embezzle	Robbery	Child Porn	Money Laundering	All Other
Total	0	0	0	0	0	0	0	0	0

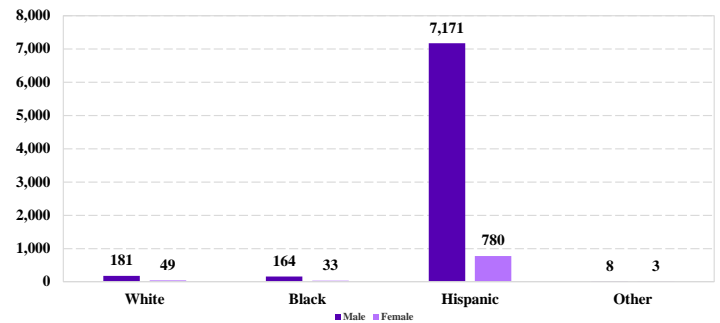
Cases with indeterminable sentence terms are excluded from the calculation of the Mean Sentence or Median Sentence category. Sentences greater than 470 months and probation were included in the sentence average computations as 470 months and zero months, respectively. Cases in the Total Receiving Imprisonment, Total Receiving Probation, and Fine Only categories total 100 percent of all cases. Cases missing information required for a specific analysis were excluded from that analysis. Descriptions of variables used in this analysis are provided in Appendix A.

SOURCE: U.S. Sentencing Commission, 2016 - 2020 Datafiles, USSCFY16 - USSCFY20.

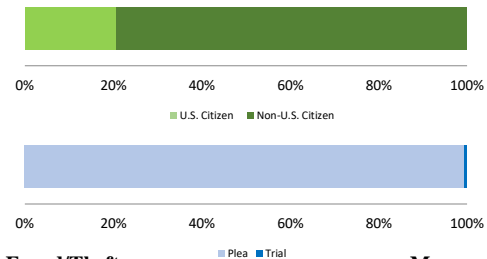
Number of Federal Offenders Over Time



Race and Gender



Citizenship, Guilty Pleas, and Trials



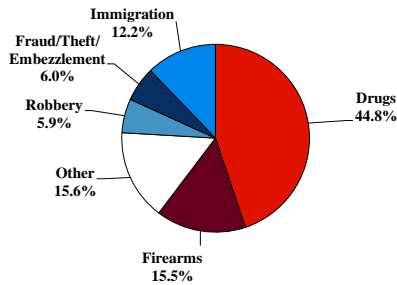
District at a Glance

Eastern District of Texas

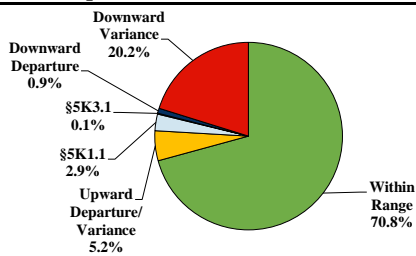
Fiscal Year 2020



Type of Crime



Sentence Imposed Relative to the Guideline Range



SENTENCING INFORMATION BY TYPE OF CRIME

	TOTAL	Immigration	Drug Trafficking	Firearms	Fraud/Theft /Embezzle	Robbery	Child Porn	Money Laundering	All Other
TOTAL	698	85	313	108	42	41	16	19	74
Mean Sentence (months)	84	18	119	52	45	87	151	89	62
Median Sentence (months)	62	13	120	46	14	72	99	46	29

IMPRISONMENT

Total Receiving Imprisonment	663	85	312	103	28	41	16	15	63
Prison Only	654	85	311	101	26	41	16	15	59
Up to 12 Months	54	42	4	0	5	0	0	1	2
13 to 60 Months	251	37	59	74	14	18	1	5	43
61 to 120 Months	182	6	118	24	3	15	10	4	2
Over 120 Months	167	0	130	3	4	8	5	5	12
Prison and Alternatives	9	0	1	2	2	0	0	0	4

PROBATION

Total Receiving Probation	35	0	1	5	14	0	0	4	11
Probation Only	22	0	0	3	9	0	0	3	7
Probation and Alternatives	13	0	1	2	5	0	0	1	4

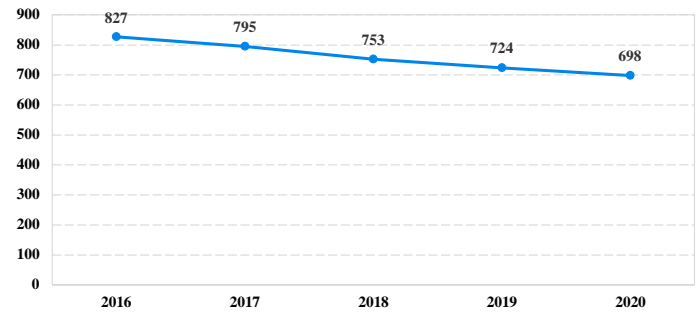
FINE ONLY

FINE ONLY	0	0	0	0	0	0	0	0	0
------------------	----------	----------	----------	----------	----------	----------	----------	----------	----------

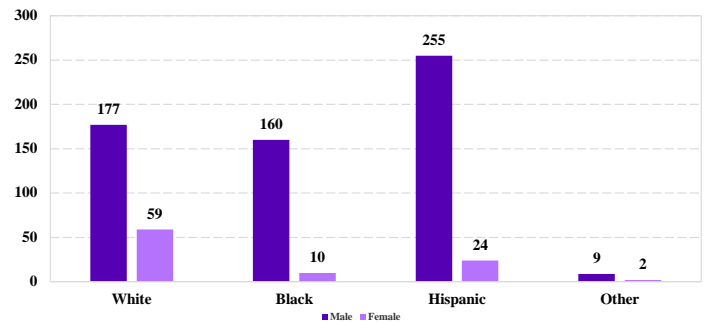
Cases with indeterminable sentence terms are excluded from the calculation of the Mean Sentence or Median Sentence category. Sentences greater than 470 months and probation were included in the sentence average computations as 470 months and zero months, respectively. Cases in the Total Receiving Imprisonment, Total Receiving Probation, and Fine Only categories total 100 percent of all cases. Cases missing information required for a specific analysis were excluded from that analysis. Descriptions of variables used in this analysis are provided in Appendix A.

SOURCE: U.S. Sentencing Commission, 2016 - 2020 Datafiles, USSCFY16 - USSCFY20.

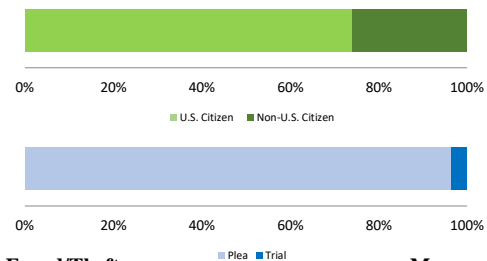
Number of Federal Offenders Over Time



Race and Gender



Citizenship, Guilty Pleas, and Trials



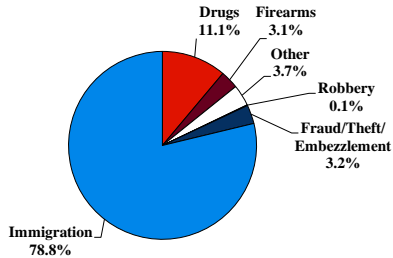
District at a Glance

Western District of Texas

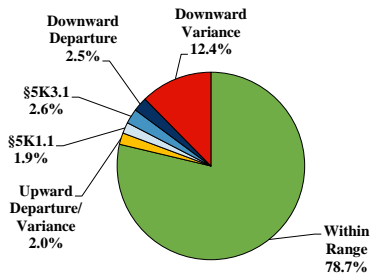
Fiscal Year 2020



Type of Crime



Sentence Imposed Relative to the Guideline Range



SENTENCING INFORMATION BY TYPE OF CRIME

	TOTAL	Immigration	Drug Trafficking	Firearms	Fraud/Theft /Embezzle	Robbery	Child Porn	Money Laundering	All Other
	8,492	6,689	929	261	275	11	30	31	266
Mean Sentence (months)	17	7	69	39	7	120	141	55	41
Median Sentence (months)	5	4	46	36	5	78	84	46	7

IMPRISONMENT

Total Receiving Imprisonment	7,709	6,101	867	244	214	11	30	29	213
Prison Only	7,562	6,020	828	237	211	10	30	26	200
Up to 12 Months	5,180	4,744	109	19	188	0	0	4	116
13 to 60 Months	1,910	1,256	384	174	19	1	9	14	53
61 to 120 Months	288	19	189	42	4	7	11	6	10
Over 120 Months	184	1	146	2	0	2	10	2	21
Prison and Alternatives	147	81	39	7	3	1	0	3	13

PROBATION

Total Receiving Probation	777	584	62	17	60	0	0	2	52
Probation Only	693	534	40	15	56	0	0	1	47
Probation and Alternatives	84	50	22	2	4	0	0	1	5

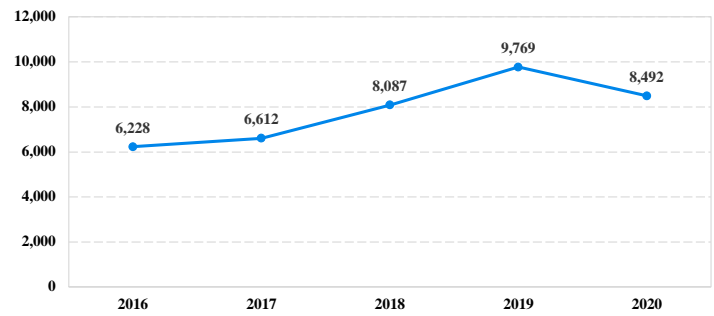
FINE ONLY

	6	4	0	0	1	0	0	0	1
--	----------	----------	----------	----------	----------	----------	----------	----------	----------

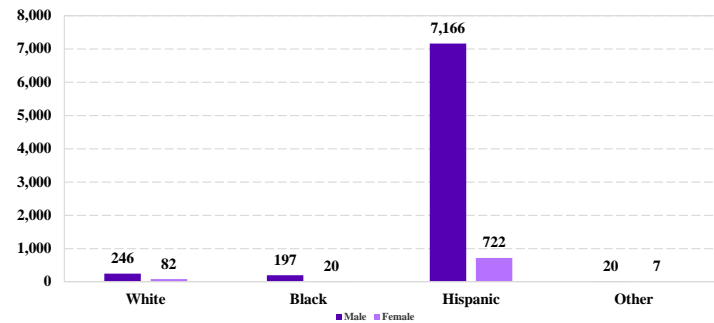
Cases with indeterminable sentence terms are excluded from the calculation of the Mean Sentence or Median Sentence category. Sentences greater than 470 months and probation were included in the sentence average computations as 470 months and zero months, respectively. Cases in the Total Receiving Imprisonment, Total Receiving Probation, and Fine Only categories total 100 percent of all cases. Cases missing information required for a specific analysis were excluded from that analysis. Descriptions of variables used in this analysis are provided in Appendix A.

SOURCE: U.S. Sentencing Commission, 2016 - 2020 Datafiles, USSCFY16 - USSCFY20.

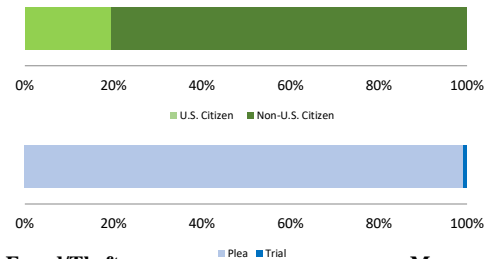
Number of Federal Offenders Over Time



Race and Gender



Citizenship, Guilty Pleas, and Trials



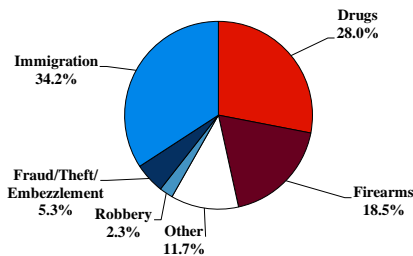
District at a Glance

District of Utah

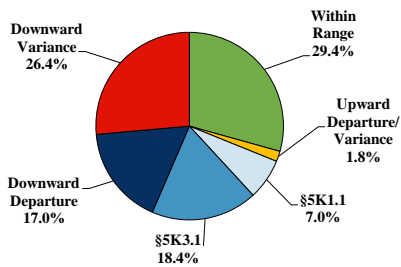
Fiscal Year 2020



Type of Crime



Sentence Imposed Relative to the Guideline Range



SENTENCING INFORMATION BY TYPE OF CRIME

	TOTAL	Immigration	Drug Trafficking	Firearms	Fraud/Theft /Embezzle	Robbery	Child Porn	Money Laundering	All Other
Total	685	234	187	127	36	16	16	19	50
Mean Sentence (months)	30	5	55	24	16	55	74	48	47
Median Sentence (months)	15	2	51	18	5	41	60	24	14

IMPRISONMENT

Total Receiving Imprisonment	563	167	181	107	20	16	15	17	40
Prison Only	553	167	178	102	20	16	15	16	39
Up to 12 Months	184	131	9	21	4	3	1	3	12
13 to 60 Months	273	35	114	72	15	7	7	8	15
61 to 120 Months	79	1	48	9	1	4	7	2	7
Over 120 Months	17	0	7	0	0	2	0	3	5
Prison and Alternatives	10	0	3	5	0	0	0	1	1

PROBATION

Total Receiving Probation	117	67	6	20	14	0	1	2	7
Probation Only	113	67	6	17	14	0	1	2	6
Probation and Alternatives	4	0	0	3	0	0	0	0	1

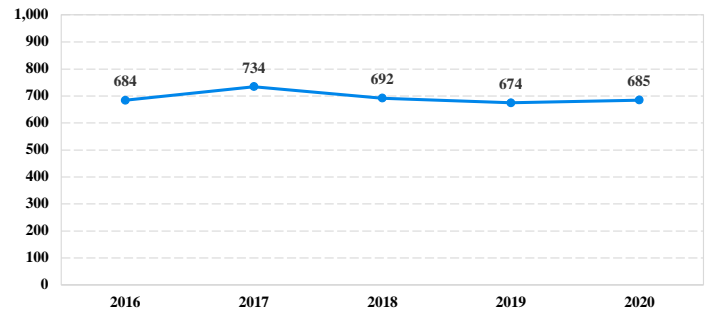
FINE ONLY

Total	5	0	0	0	2	0	0	0	3
--------------	----------	----------	----------	----------	----------	----------	----------	----------	----------

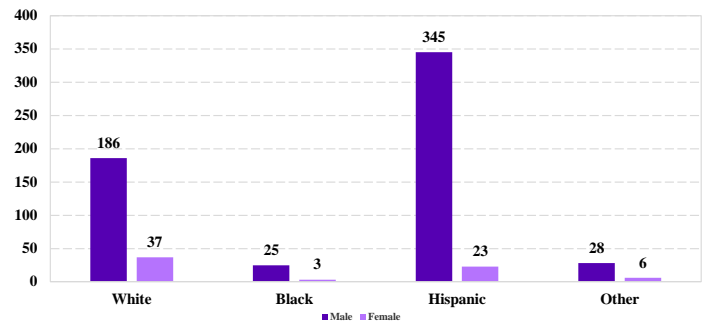
Cases with indeterminable sentence terms are excluded from the calculation of the Mean Sentence or Median Sentence category. Sentences greater than 470 months and probation were included in the sentence average computations as 470 months and zero months, respectively. Cases in the Total Receiving Imprisonment, Total Receiving Probation, and Fine Only categories total 100 percent of all cases. Cases missing information required for a specific analysis were excluded from that analysis. Descriptions of variables used in this analysis are provided in Appendix A.

SOURCE: U.S. Sentencing Commission, 2016 - 2020 Datafiles, USSCFY16 - USSCFY20.

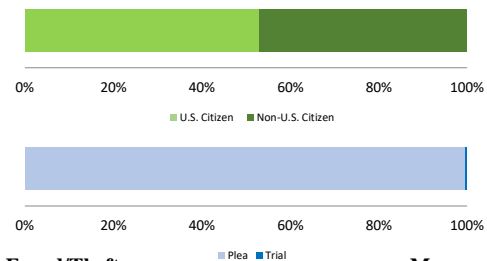
Number of Federal Offenders Over Time



Race and Gender



Citizenship, Guilty Pleas, and Trials



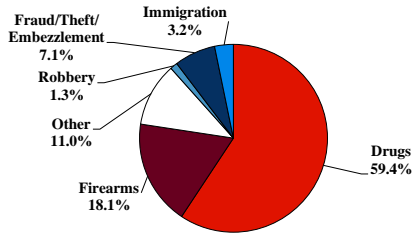
District at a Glance

District of Vermont

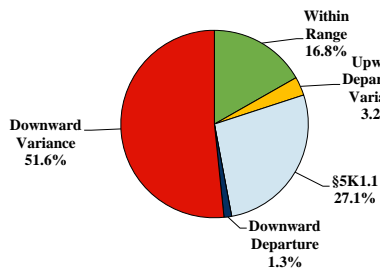
Fiscal Year 2020



Type of Crime



Sentence Imposed Relative to the Guideline Range



SENTENCING INFORMATION BY TYPE OF CRIME

	TOTAL	Immigration	Drug Trafficking	Firearms	Fraud/Theft /Embezzle	Robbery	Child Porn	Money Laundering	All Other
Total	155	5	86	28	11	2	6	3	14
Mean Sentence (months)	29	1	30	24	20	--	56	53	27
Median Sentence (months)	12	0	13	11	12	--	54	48	0

IMPRISONMENT

Total Receiving Imprisonment	139	5	81	27	9	2	6	2	7
Prison Only	134	5	77	27	9	2	6	2	6
Up to 12 Months	57	5	31	13	3	0	1	0	4
13 to 60 Months	53	0	32	11	6	1	2	1	0
61 to 120 Months	19	0	11	2	0	1	3	1	1
Over 120 Months	5	0	3	1	0	0	0	0	1
Prison and Alternatives	5	0	4	0	0	0	0	0	1

PROBATION

Total Receiving Probation	16	0	5	1	2	0	0	1	7
Probation Only	15	0	5	1	1	0	0	1	7
Probation and Alternatives	1	0	0	0	1	0	0	0	0

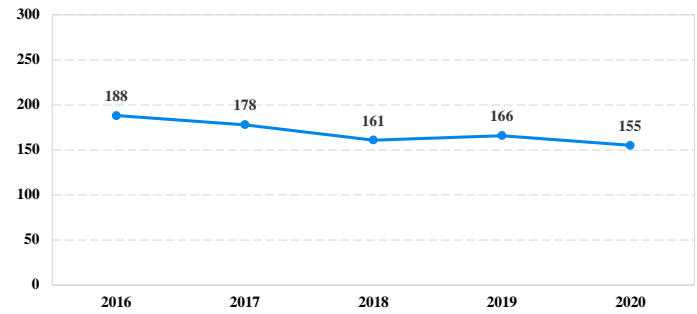
FINE ONLY

Total	0	0	0	0	0	0	0	0	0
--------------	----------	----------	----------	----------	----------	----------	----------	----------	----------

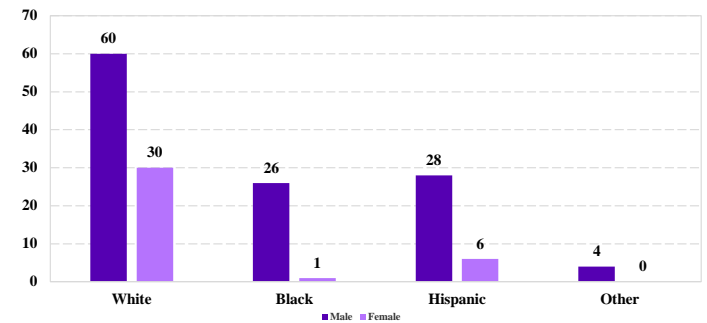
Cases with indeterminable sentence terms are excluded from the calculation of the Mean Sentence or Median Sentence category. Sentences greater than 470 months and probation were included in the sentence average computations as 470 months and zero months, respectively. Cases in the Total Receiving Imprisonment, Total Receiving Probation, and Fine Only categories total 100 percent of all cases. Cases missing information required for a specific analysis were excluded from that analysis. Descriptions of variables used in this analysis are provided in Appendix A.

SOURCE: U.S. Sentencing Commission, 2016 - 2020 Datafiles, USSCFY16 - USSCFY20.

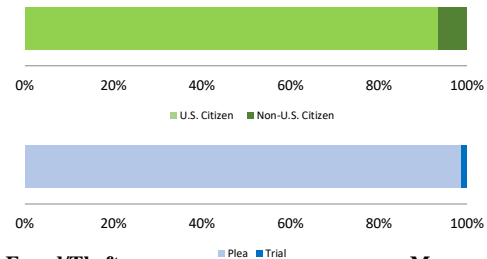
Number of Federal Offenders Over Time



Race and Gender



Citizenship, Guilty Pleas, and Trials



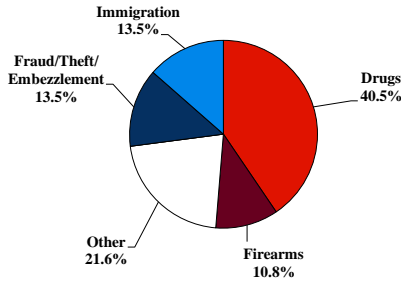
District at a Glance

Virgin Islands

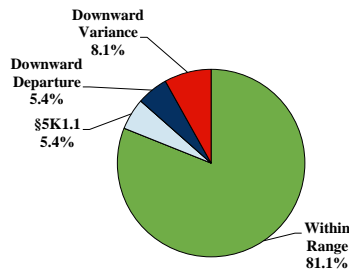
Fiscal Year 2020



Type of Crime



Sentence Imposed Relative to the Guideline Range



SENTENCING INFORMATION BY TYPE OF CRIME

	TOTAL	Immigration	Drug Trafficking	Firearms	Fraud/Theft/Embezzle	Robbery	Child Porn	Money Laundering	All Other
	37	5	10	4	5	0	0	3	10
Mean Sentence (months)	21	5	31	47	14	--	--	33	9
Median Sentence (months)	12	6	27	34	13	--	--	34	9

IMPRISONMENT

Total Receiving Imprisonment	35	5	9	3	5	0	0	3	10
Prison Only	33	5	8	3	5	0	0	3	9
Up to 12 Months	16	5	2	1	1	0	0	0	7
13 to 60 Months	14	0	4	1	4	0	0	3	2
61 to 120 Months	3	0	2	1	0	0	0	0	0
Over 120 Months	0	0	0	0	0	0	0	0	0
Prison and Alternatives	2	0	1	0	0	0	0	0	1

PROBATION

Total Receiving Probation	2	0	1	1	0	0	0	0	0
Probation Only	2	0	1	1	0	0	0	0	0
Probation and Alternatives	0	0	0	0	0	0	0	0	0

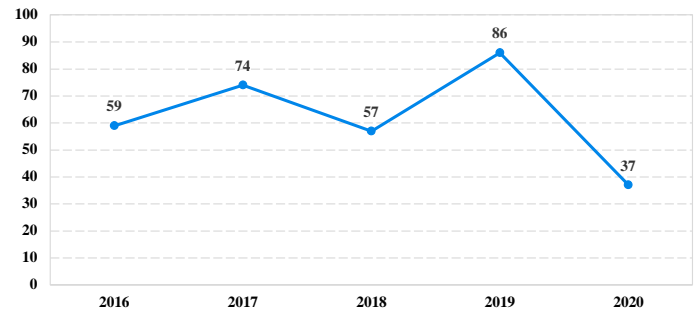
FINE ONLY

Total Receiving Fine Only	0	0	0	0	0	0	0	0	0
----------------------------------	----------	----------	----------	----------	----------	----------	----------	----------	----------

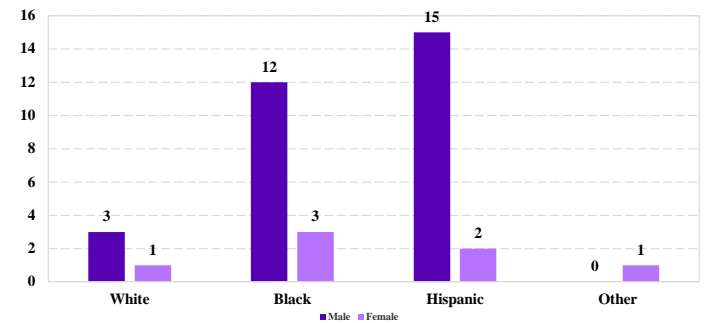
Cases with indeterminable sentence terms are excluded from the calculation of the Mean Sentence or Median Sentence category. Sentences greater than 470 months and probation were included in the sentence average computations as 470 months and zero months, respectively. Cases in the Total Receiving Imprisonment, Total Receiving Probation, and Fine Only categories total 100 percent of all cases. Cases missing information required for a specific analysis were excluded from that analysis. Descriptions of variables used in this analysis are provided in Appendix A.

SOURCE: U.S. Sentencing Commission, 2016 - 2020 Datafiles, USSCFY16 - USSCFY20.

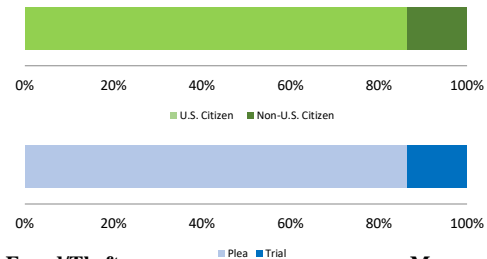
Number of Federal Offenders Over Time



Race and Gender



Citizenship, Guilty Pleas, and Trials



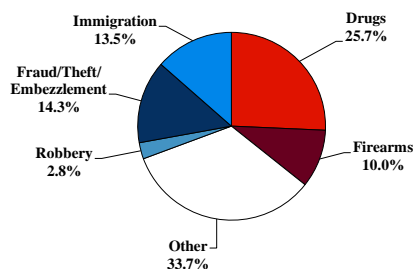
District at a Glance

Eastern District of Virginia

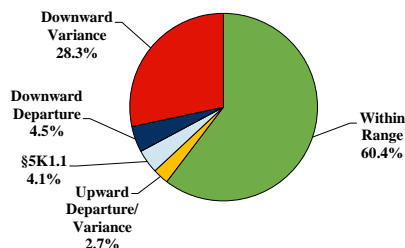
Fiscal Year 2020



Type of Crime



Sentence Imposed Relative to the Guideline Range



SENTENCING INFORMATION BY TYPE OF CRIME

	TOTAL	Immigration	Drug Trafficking	Firearms	Fraud/Theft /Embezzle	Robbery	Child Porn	Money Laundering	All Other
Total	813	110	182	81	116	23	31	12	258
Mean Sentence (months)	47	5	88	53	26	160	82	99	27
Median Sentence (months)	12	2	69	46	14	135	72	86	0

IMPRISONMENT

	TOTAL	Immigration	Drug Trafficking	Firearms	Fraud/Theft /Embezzle	Robbery	Child Porn	Money Laundering	All Other
Total Receiving Imprisonment	580	109	176	73	78	22	31	11	80
Prison Only	558	109	173	67	70	22	31	11	75
Up to 12 Months	150	94	8	7	10	0	0	0	31
13 to 60 Months	195	14	65	38	45	3	10	4	16
61 to 120 Months	123	1	56	17	14	6	18	3	8
Over 120 Months	90	0	44	5	1	13	3	4	20
Prison and Alternatives	22	0	3	6	8	0	0	0	5

PROBATION

	TOTAL	Immigration	Drug Trafficking	Firearms	Fraud/Theft /Embezzle	Robbery	Child Porn	Money Laundering	All Other
Total Receiving Probation	159	1	6	8	32	1	0	1	110
Probation Only	122	0	3	1	24	0	0	0	94
Probation and Alternatives	37	1	3	7	8	1	0	1	16

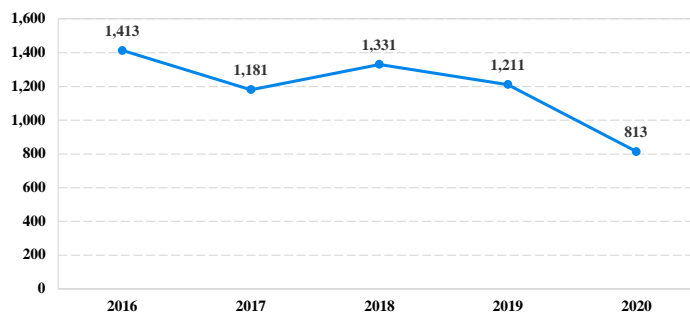
FINE ONLY

	TOTAL	Immigration	Drug Trafficking	Firearms	Fraud/Theft /Embezzle	Robbery	Child Porn	Money Laundering	All Other
Total	74	0	0	0	6	0	0	0	68

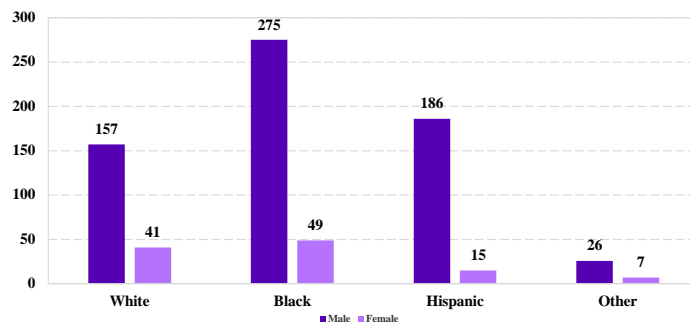
Cases with indeterminable sentence terms are excluded from the calculation of the Mean Sentence or Median Sentence category. Sentences greater than 470 months and probation were included in the sentence average computations as 470 months and zero months, respectively. Cases in the Total Receiving Imprisonment, Total Receiving Probation, and Fine Only categories total 100 percent of all cases. Cases missing information required for a specific analysis were excluded from that analysis. Descriptions of variables used in this analysis are provided in Appendix A.

SOURCE: U.S. Sentencing Commission, 2016 - 2020 Datafiles, USSCFY16 - USSCFY20.

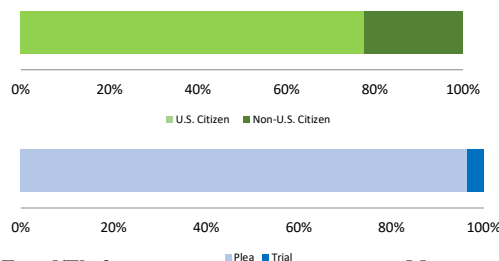
Number of Federal Offenders Over Time



Race and Gender



Citizenship, Guilty Pleas, and Trials



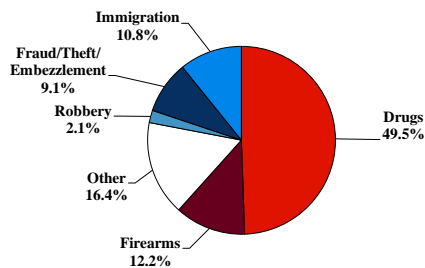
District at a Glance

Western District of Virginia

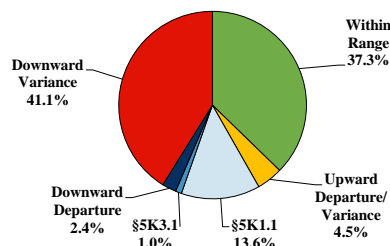
Fiscal Year 2020



Type of Crime



Sentence Imposed Relative to the Guideline Range



SENTENCING INFORMATION BY TYPE OF CRIME

	TOTAL	Immigration	Drug Trafficking	Firearms	Fraud/Theft /Embezzle	Robbery	Child Porn	Money Laundering	All Other
Total	287	31	142	35	26	6	3	1	43
Mean Sentence (months)	80	6	115	41	13	190	110	--	69
Median Sentence (months)	48	2	115	27	3	143	144	--	30

IMPRISONMENT

Total Receiving Imprisonment	259	31	139	31	10	6	3	1	38
Prison Only	253	31	137	29	9	6	3	1	37
Up to 12 Months	38	23	3	2	5	0	1	0	4
13 to 60 Months	90	8	38	20	2	1	0	1	20
61 to 120 Months	56	0	45	5	2	1	0	0	3
Over 120 Months	69	0	51	2	0	4	2	0	10
Prison and Alternatives	6	0	2	2	1	0	0	0	1

PROBATION

Total Receiving Probation	28	0	3	4	16	0	0	0	5
Probation Only	20	0	2	3	10	0	0	0	5
Probation and Alternatives	8	0	1	1	6	0	0	0	0

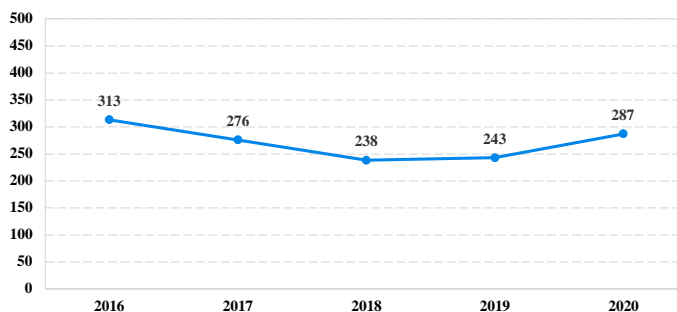
FINE ONLY

Total	0	0	0	0	0	0	0	0	0
--------------	----------	----------	----------	----------	----------	----------	----------	----------	----------

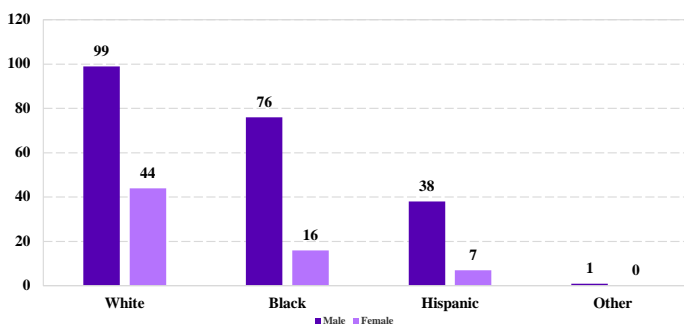
Cases with indeterminable sentence terms are excluded from the calculation of the Mean Sentence or Median Sentence category. Sentences greater than 470 months and probation were included in the sentence average computations as 470 months and zero months, respectively. Cases in the Total Receiving Imprisonment, Total Receiving Probation, and Fine Only categories total 100 percent of all cases. Cases missing information required for a specific analysis were excluded from that analysis. Descriptions of variables used in this analysis are provided in Appendix A.

SOURCE: U.S. Sentencing Commission, 2016 - 2020 Datafiles, USSCFY16 - USSCFY20.

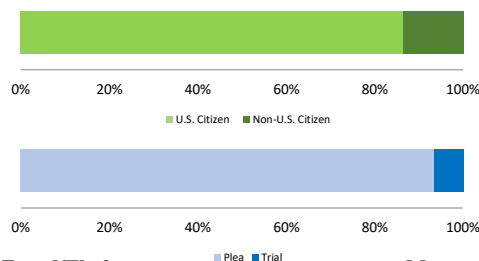
Number of Federal Offenders Over Time



Race and Gender



Citizenship, Guilty Pleas, and Trials



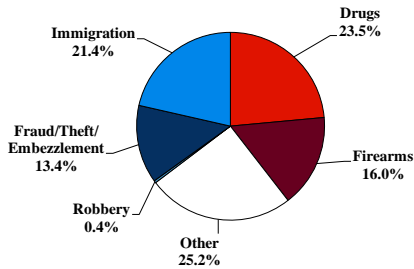
District at a Glance

Eastern District of Washington

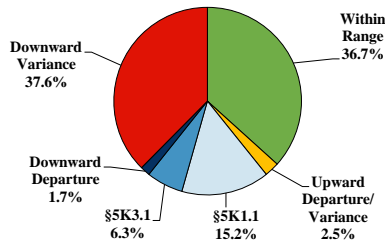
Fiscal Year 2020



Type of Crime



Sentence Imposed Relative to the Guideline Range



SENTENCING INFORMATION BY TYPE OF CRIME

	TOTAL	Immigration	Drug Trafficking	Firearms	Fraud/Theft /Embezzle	Robbery	Child Porn	Money Laundering	All Other
TOTAL	238	51	56	38	32	1	15	5	40
Mean Sentence (months)	47	6	78	38	12	--	97	34	75
Median Sentence (months)	24	2	84	30	8	--	60	19	24

IMPRISONMENT

Total Receiving Imprisonment	217	51	53	32	26	1	15	5	34
Prison Only	207	51	52	32	21	1	15	4	31
Up to 12 Months	68	42	2	4	13	0	1	1	5
13 to 60 Months	75	9	16	21	6	1	7	2	13
61 to 120 Months	44	0	26	7	2	0	4	1	4
Over 120 Months	20	0	8	0	0	0	3	0	9
Prison and Alternatives	10	0	1	0	5	0	0	1	3

PROBATION

Total Receiving Probation	21	0	3	6	6	0	0	0	6
Probation Only	20	0	3	6	6	0	0	0	5
Probation and Alternatives	1	0	0	0	0	0	0	0	1

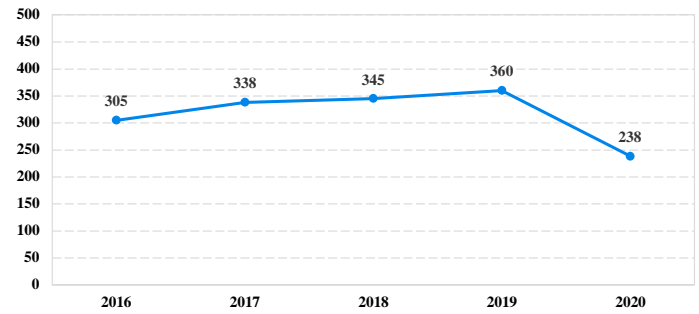
FINE ONLY

FINE ONLY	0	0	0	0	0	0	0	0	0
------------------	----------	----------	----------	----------	----------	----------	----------	----------	----------

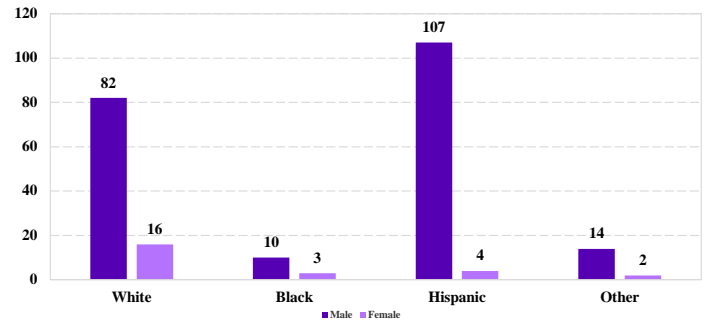
Cases with indeterminable sentence terms are excluded from the calculation of the Mean Sentence or Median Sentence category. Sentences greater than 470 months and probation were included in the sentence average computations as 470 months and zero months, respectively. Cases in the Total Receiving Imprisonment, Total Receiving Probation, and Fine Only categories total 100 percent of all cases. Cases missing information required for a specific analysis were excluded from that analysis. Descriptions of variables used in this analysis are provided in Appendix A.

SOURCE: U.S. Sentencing Commission, 2016 - 2020 Datafiles, USSCFY16 - USSCFY20.


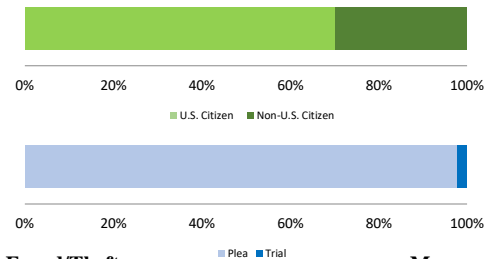
Number of Federal Offenders Over Time



Race and Gender



Citizenship, Guilty Pleas, and Trials



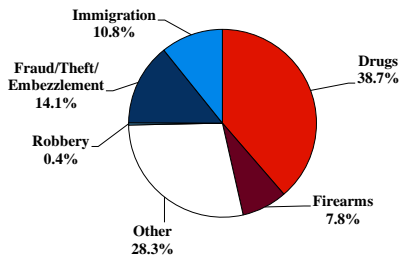
District at a Glance

Western District of Washington

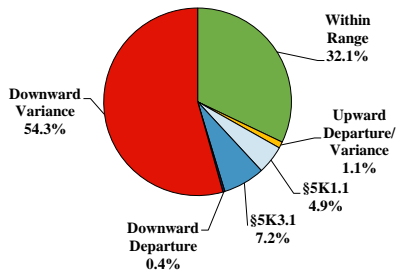
Fiscal Year 2020



Type of Crime



Sentence Imposed Relative to the Guideline Range



SENTENCING INFORMATION BY TYPE OF CRIME

	TOTAL	Immigration	Drug Trafficking	Firearms	Fraud/Theft /Embezzle	Robbery	Child Porn	Money Laundering	All Other
TOTAL	269	29	99	21	38	1	5	8	68
Mean Sentence (months)	30	3	45	28	7	--	40	103	20
Median Sentence (months)	10	0	36	30	0	--	34	102	0

IMPRISONMENT

Total Receiving Imprisonment	215	28	97	20	17	1	5	8	39
Prison Only	205	28	90	20	15	1	5	8	38
Up to 12 Months	80	26	17	3	8	0	2	0	24
13 to 60 Months	77	2	39	17	7	0	2	3	7
61 to 120 Months	37	0	31	0	0	0	1	2	3
Over 120 Months	11	0	3	0	0	1	0	3	4
Prison and Alternatives	10	0	7	0	2	0	0	0	1

PROBATION

Total Receiving Probation	21	1	2	1	12	0	0	0	5
Probation Only	18	1	1	1	10	0	0	0	5
Probation and Alternatives	3	0	1	0	2	0	0	0	0

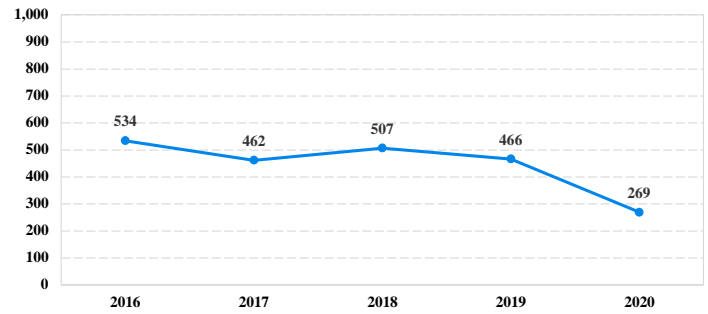
FINE ONLY

FINE ONLY	33	0	0	0	9	0	0	0	24
------------------	-----------	----------	----------	----------	----------	----------	----------	----------	-----------

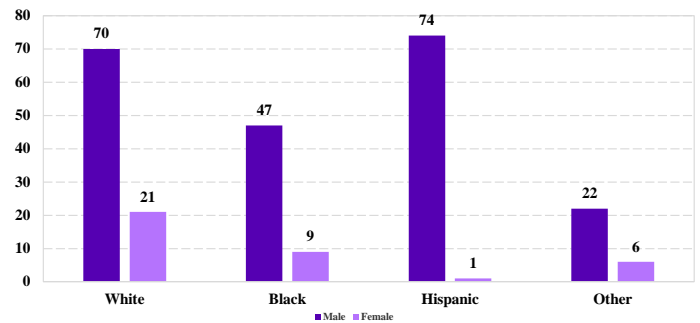
Cases with indeterminable sentence terms are excluded from the calculation of the Mean Sentence or Median Sentence category. Sentences greater than 470 months and probation were included in the sentence average computations as 470 months and zero months, respectively. Cases in the Total Receiving Imprisonment, Total Receiving Probation, and Fine Only categories total 100 percent of all cases. Cases missing information required for a specific analysis were excluded from that analysis. Descriptions of variables used in this analysis are provided in Appendix A.

SOURCE: U.S. Sentencing Commission, 2016 - 2020 Datafiles, USSCFY16 - USSCFY20.

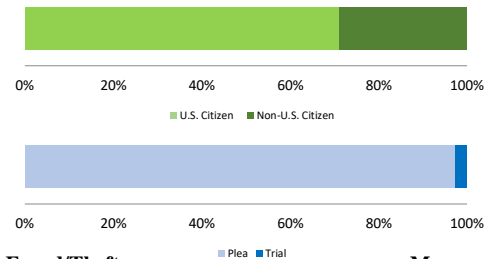
Number of Federal Offenders Over Time



Race and Gender



Citizenship, Guilty Pleas, and Trials



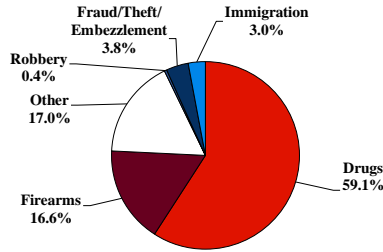
District at a Glance

Northern District of West Virginia

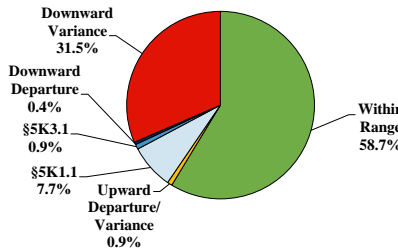
Fiscal Year 2020



Type of Crime



Sentence Imposed Relative to the Guideline Range



SENTENCING INFORMATION BY TYPE OF CRIME

	TOTAL	Immigration	Drug Trafficking	Firearms	Fraud/Theft /Embezzle	Robbery	Child Porn	Money Laundering	All Other
	235	7	139	39	9	1	6	5	29
Mean Sentence (months)	50	2	58	40	11	--	56	69	47
Median Sentence (months)	24	3	33	33	0	--	41	72	12

IMPRISONMENT

Total Receiving Imprisonment	193	7	115	30	4	1	5	5	26
Prison Only	187	7	110	30	4	1	5	5	25
Up to 12 Months	26	7	5	1	2	0	0	0	11
13 to 60 Months	99	0	61	21	1	1	3	1	11
61 to 120 Months	37	0	24	8	1	0	0	3	1
Over 120 Months	25	0	20	0	0	0	2	1	2
Prison and Alternatives	6	0	5	0	0	0	0	0	1

PROBATION

Total Receiving Probation	42	0	24	9	5	0	1	0	3
Probation Only	34	0	18	7	5	0	1	0	3
Probation and Alternatives	8	0	6	2	0	0	0	0	0

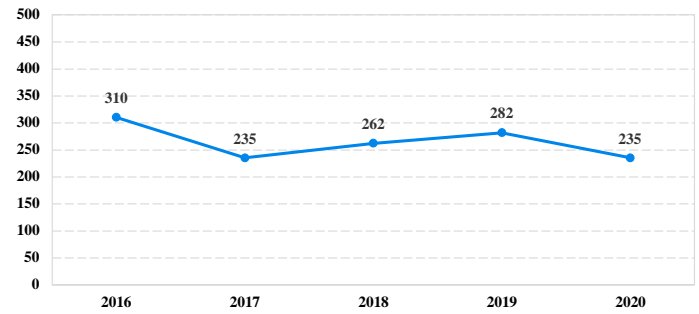
FINE ONLY

FINE ONLY	0	0	0	0	0	0	0	0	0
------------------	----------	----------	----------	----------	----------	----------	----------	----------	----------

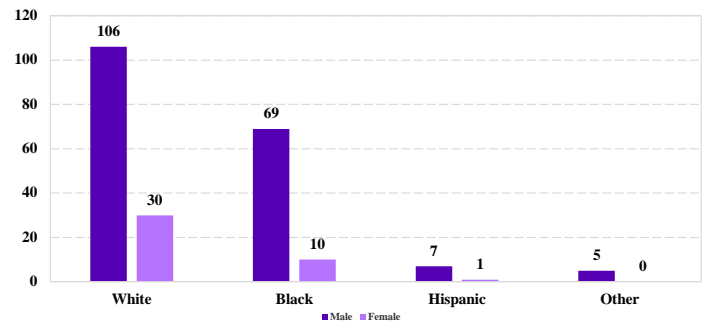
Cases with indeterminable sentence terms are excluded from the calculation of the Mean Sentence or Median Sentence category. Sentences greater than 470 months and probation were included in the sentence average computations as 470 months and zero months, respectively. Cases in the Total Receiving Imprisonment, Total Receiving Probation, and Fine Only categories total 100 percent of all cases. Cases missing information required for a specific analysis were excluded from that analysis. Descriptions of variables used in this analysis are provided in Appendix A.

SOURCE: U.S. Sentencing Commission, 2016 - 2020 Datafiles, USSCFY16 - USSCFY20.

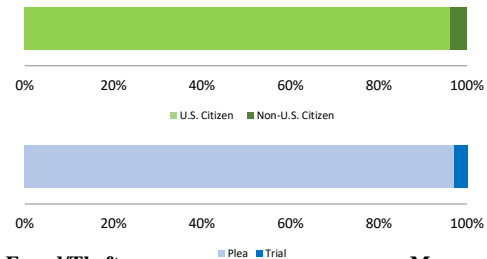
Number of Federal Offenders Over Time



Race and Gender



Citizenship, Guilty Pleas, and Trials



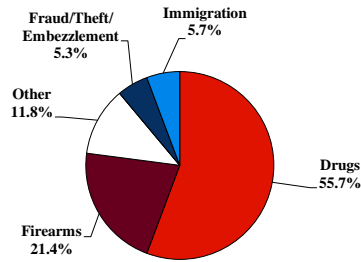
District at a Glance

Southern District of West Virginia

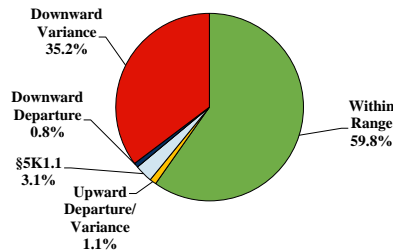
Fiscal Year 2020



Type of Crime



Sentence Imposed Relative to the Guideline Range



SENTENCING INFORMATION BY TYPE OF CRIME

	TOTAL	Immigration	Drug Trafficking	Firearms	Fraud/Theft /Embezzle	Robbery	Child Porn	Money Laundering	All Other
	262	15	142	56	14	0	3	0	32
Mean Sentence (months)	51	2	63	41	13	--	100	--	53
Median Sentence (months)	42	1	60	39	12	--	72	--	21

IMPRISONMENT

Total Receiving Imprisonment	253	15	140	54	11	0	3	0	30
Prison Only	247	15	136	53	10	0	3	0	30
Up to 12 Months	36	14	5	2	3	0	0	0	12
13 to 60 Months	131	1	68	45	7	0	1	0	9
61 to 120 Months	65	0	51	6	0	0	1	0	7
Over 120 Months	15	0	12	0	0	0	1	0	2
Prison and Alternatives	6	0	4	1	1	0	0	0	0

PROBATION

Total Receiving Probation	9	0	2	2	3	0	0	0	2
Probation Only	7	0	2	2	2	0	0	0	1
Probation and Alternatives	2	0	0	0	1	0	0	0	1

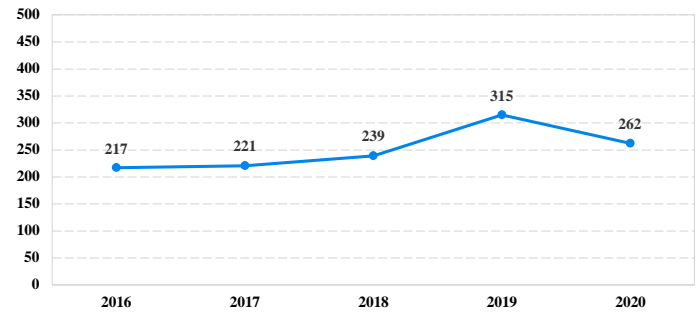
FINE ONLY

FINE ONLY	0	0	0	0	0	0	0	0	0
------------------	----------	----------	----------	----------	----------	----------	----------	----------	----------

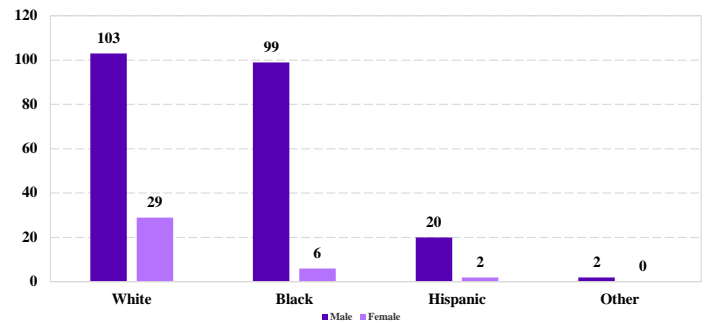
Cases with indeterminable sentence terms are excluded from the calculation of the Mean Sentence or Median Sentence category. Sentences greater than 470 months and probation were included in the sentence average computations as 470 months and zero months, respectively. Cases in the Total Receiving Imprisonment, Total Receiving Probation, and Fine Only categories total 100 percent of all cases. Cases missing information required for a specific analysis were excluded from that analysis. Descriptions of variables used in this analysis are provided in Appendix A.

SOURCE: U.S. Sentencing Commission, 2016 - 2020 Datafiles, USSCFY16 - USSCFY20.

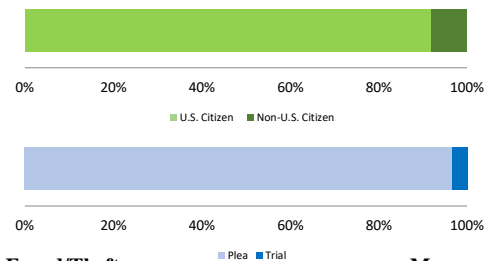
Number of Federal Offenders Over Time



Race and Gender



Citizenship, Guilty Pleas, and Trials



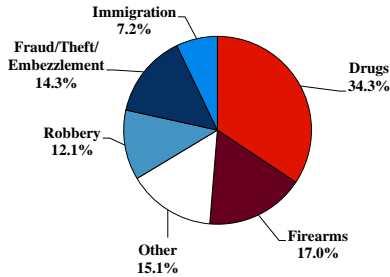
District at a Glance

Eastern District of Wisconsin

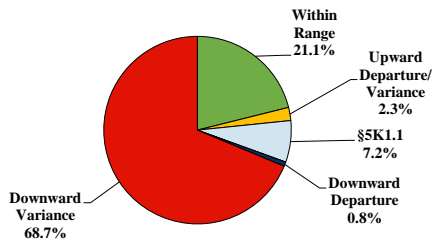
Fiscal Year 2020



Type of Crime



Sentence Imposed Relative to the Guideline Range



SENTENCING INFORMATION BY TYPE OF CRIME

	TOTAL	Immigration	Drug Trafficking	Firearms	Fraud/Theft /Embezzle	Robbery	Child Porn	Money Laundering	All Other
TOTAL	265	19	91	45	38	32	4	1	35
Mean Sentence (months)	52	3	59	38	14	112	114	--	62
Median Sentence (months)	28	3	48	18	7	102	99	--	24

IMPRISONMENT

Total Receiving Imprisonment	225	19	78	39	26	30	4	0	29
Prison Only	213	19	72	38	25	29	4	0	26
Up to 12 Months	50	19	8	7	8	2	0	0	6
13 to 60 Months	81	0	27	24	16	4	1	0	9
61 to 120 Months	54	0	28	4	1	13	2	0	6
Over 120 Months	28	0	9	3	0	10	1	0	5
Prison and Alternatives	12	0	6	1	1	1	0	0	3

PROBATION

Total Receiving Probation	38	0	13	5	11	2	0	1	6
Probation Only	31	0	11	5	9	1	0	0	5
Probation and Alternatives	7	0	2	0	2	1	0	1	1

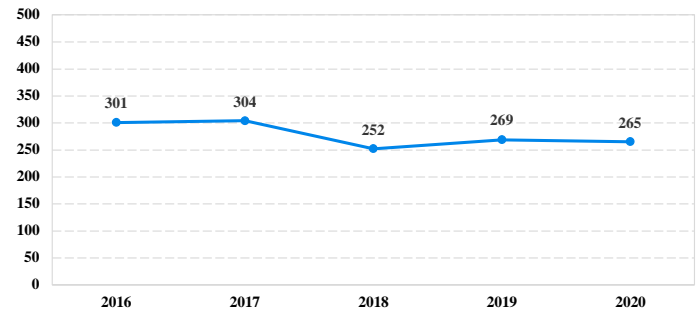
FINE ONLY

FINE ONLY	2	0	0	1	1	0	0	0	0
------------------	----------	----------	----------	----------	----------	----------	----------	----------	----------

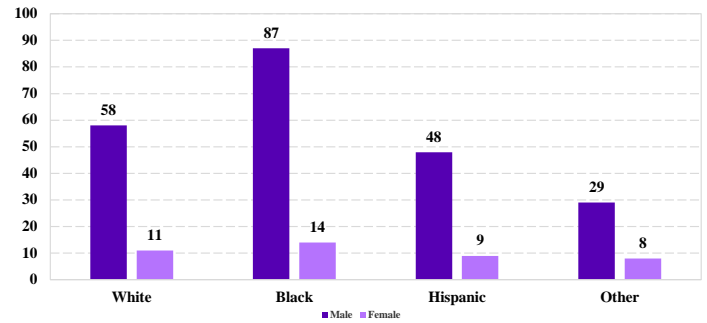
Cases with indeterminable sentence terms are excluded from the calculation of the Mean Sentence or Median Sentence category. Sentences greater than 470 months and probation were included in the sentence average computations as 470 months and zero months, respectively. Cases in the Total Receiving Imprisonment, Total Receiving Probation, and Fine Only categories total 100 percent of all cases. Cases missing information required for a specific analysis were excluded from that analysis. Descriptions of variables used in this analysis are provided in Appendix A.

SOURCE: U.S. Sentencing Commission, 2016 - 2020 Datafiles, USSCFY16 - USSCFY20.

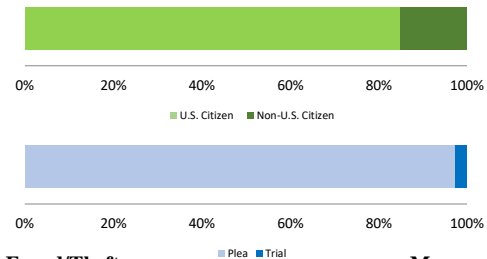
Number of Federal Offenders Over Time



Race and Gender



Citizenship, Guilty Pleas, and Trials



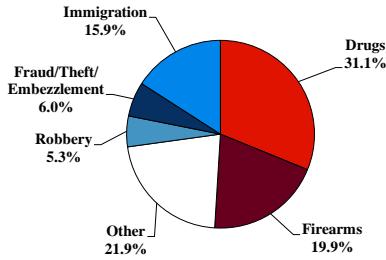
District at a Glance

Western District of Wisconsin

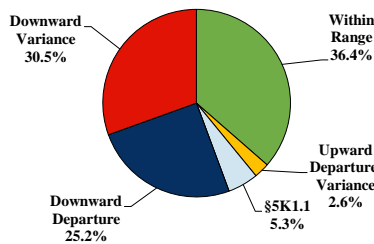
Fiscal Year 2020



Type of Crime



Sentence Imposed Relative to the Guideline Range



SENTENCING INFORMATION BY TYPE OF CRIME

	TOTAL	Immigration	Drug Trafficking	Firearms	Fraud/Theft/Embezzle	Robbery	Child Porn	Money Laundering	All Other
Total	151	24	47	30	9	8	4	1	28
Mean Sentence (months)	51	12	62	38	48	89	158	--	53
Median Sentence (months)	36	8	66	35	36	96	147	--	13

IMPRISONMENT

Total Receiving Imprisonment	138	24	45	26	7	8	4	1	23
Prison Only	135	24	45	26	7	8	4	1	20
Up to 12 Months	28	17	4	2	0	0	0	0	5
13 to 60 Months	58	7	16	19	4	3	0	1	8
61 to 120 Months	35	0	23	4	2	3	1	0	2
Over 120 Months	14	0	2	1	1	2	3	0	5
Prison and Alternatives	3	0	0	0	0	0	0	0	3

PROBATION

Total Receiving Probation	9	0	2	4	2	0	0	0	1
Probation Only	7	0	2	3	2	0	0	0	0
Probation and Alternatives	2	0	0	1	0	0	0	0	1

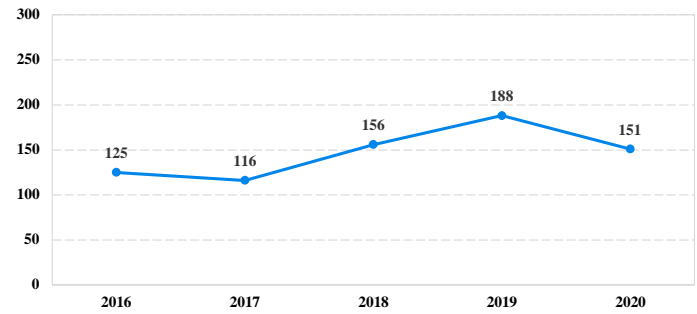
FINE ONLY

Total	4	0	0	0	0	0	0	0	4
--------------	----------	----------	----------	----------	----------	----------	----------	----------	----------

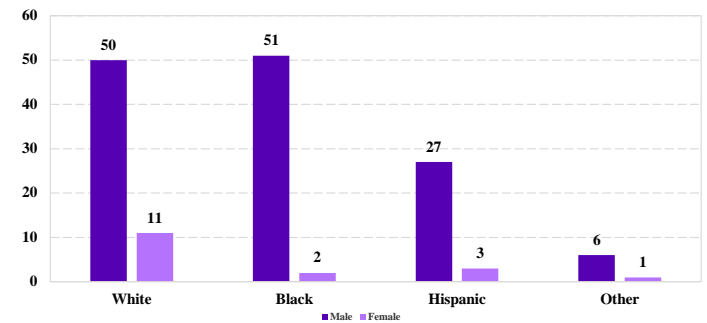
Cases with indeterminable sentence terms are excluded from the calculation of the Mean Sentence or Median Sentence category. Sentences greater than 470 months and probation were included in the sentence average computations as 470 months and zero months, respectively. Cases in the Total Receiving Imprisonment, Total Receiving Probation, and Fine Only categories total 100 percent of all cases. Cases missing information required for a specific analysis were excluded from that analysis. Descriptions of variables used in this analysis are provided in Appendix A.

SOURCE: U.S. Sentencing Commission, 2016 - 2020 Datafiles, USSCFY16 - USSCFY20.

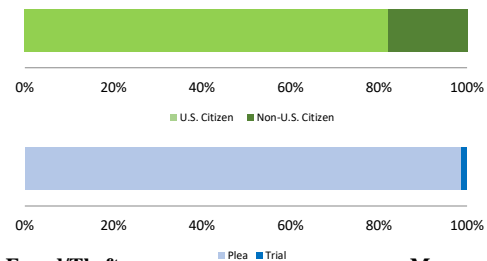
Number of Federal Offenders Over Time



Race and Gender



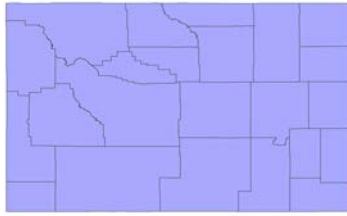
Citizenship, Guilty Pleas, and Trials



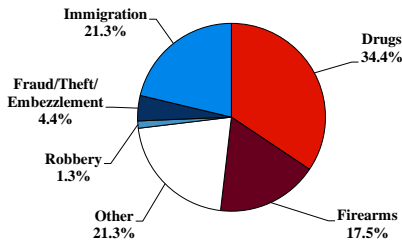
District at a Glance

District of Wyoming

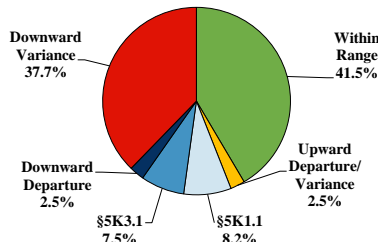
Fiscal Year 2020



Type of Crime



Sentence Imposed Relative to the Guideline Range



SENTENCING INFORMATION BY TYPE OF CRIME

	TOTAL	Immigration	Drug Trafficking	Firearms	Fraud/Theft /Embezzle	Robbery	Child Porn	Money Laundering	All Other
TOTAL	160	34	53	28	7	2	8	0	28
Mean Sentence (months)	53	3	91	45	18	--	68	--	50
Median Sentence (months)	39	2	84	41	18	--	60	--	22

IMPRISONMENT

Total Receiving Imprisonment	150	34	53	27	6	2	8	0	20
Prison Only	147	34	51	26	6	2	8	0	20
Up to 12 Months	42	32	3	1	2	0	1	0	3
13 to 60 Months	57	2	14	20	4	0	5	0	12
61 to 120 Months	34	0	23	5	0	1	2	0	3
Over 120 Months	14	0	11	0	0	1	0	0	2
Prison and Alternatives	3	0	2	1	0	0	0	0	0

PROBATION

Total Receiving Probation	8	0	0	1	1	0	0	0	6
Probation Only	8	0	0	1	1	0	0	0	6
Probation and Alternatives	0	0	0	0	0	0	0	0	0

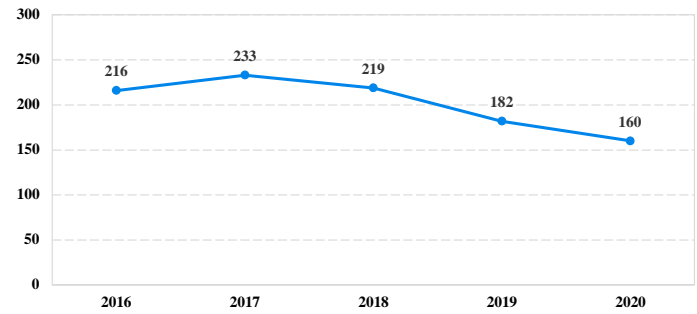
FINE ONLY

FINE ONLY	2	0	0	0	0	0	0	0	2
------------------	----------	----------	----------	----------	----------	----------	----------	----------	----------

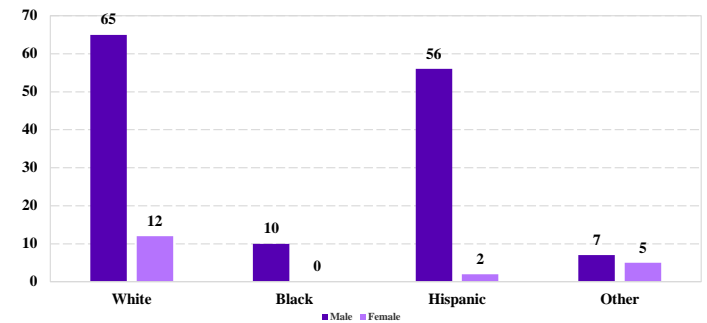
Cases with indeterminable sentence terms are excluded from the calculation of the Mean Sentence or Median Sentence category. Sentences greater than 470 months and probation were included in the sentence average computations as 470 months and zero months, respectively. Cases in the Total Receiving Imprisonment, Total Receiving Probation, and Fine Only categories total 100 percent of all cases. Cases missing information required for a specific analysis were excluded from that analysis. Descriptions of variables used in this analysis are provided in Appendix A.

SOURCE: U.S. Sentencing Commission, 2016 - 2020 Datafiles, USSCFY16 - USSCFY20.

Number of Federal Offenders Over Time



Race and Gender



Citizenship, Guilty Pleas, and Trials

