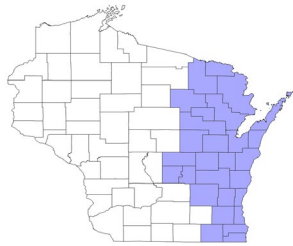


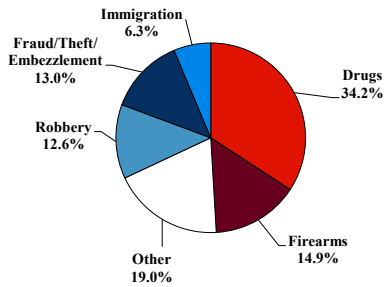
District at a Glance

Eastern District of Wisconsin

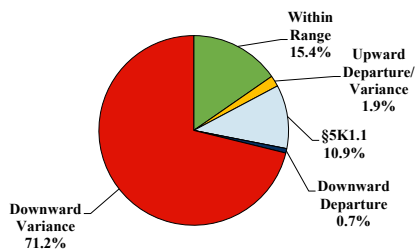
Fiscal Year 2019



Type of Crime



Sentence Imposed Relative to the Guideline Range



SENTENCING INFORMATION BY TYPE OF CRIME

	TOTAL	Immigration	Drug Trafficking	Firearms	Fraud/Theft /Embezzle	Robbery	Child Porn	Money Laundering	All Other
	269	17	92	40	35	34	8	2	41
Mean Sentence (months)	53	5	75	30	15	91	87	--	39
Median Sentence (months)	34	3	65	28	0	102	82	--	18

IMPRISONMENT

Total Receiving Imprisonment	223	17	86	29	17	33	8	1	32
Prison Only	218	17	84	28	16	32	8	1	32
Up to 12 Months	36	13	9	2	5	1	0	0	6
13 to 60 Months	92	4	27	24	9	7	3	0	18
61 to 120 Months	64	0	36	1	1	16	4	1	5
Over 120 Months	26	0	12	1	1	8	1	0	3
Prison and Alternatives	5	0	2	1	1	1	0	0	0

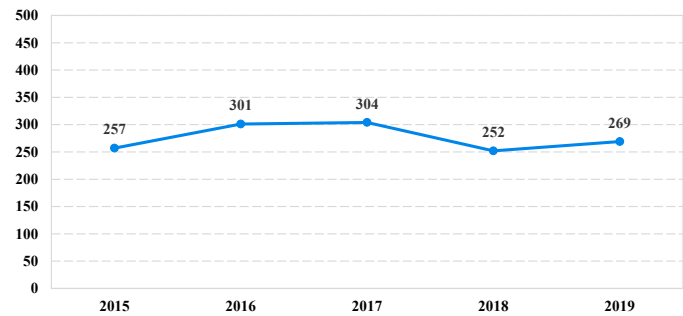
PROBATION

Total Receiving Probation	44	0	6	11	17	1	0	1	8
Probation Only	32	0	4	8	14	1	0	1	4
Probation and Alternatives	12	0	2	3	3	0	0	0	4
FINE ONLY	2	0	0	0	1	0	0	0	1

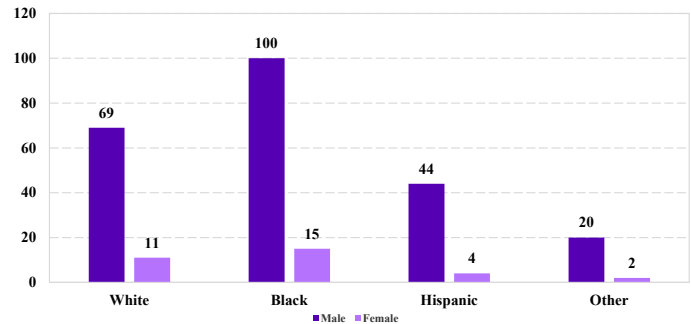
Cases with indeterminable sentence terms are excluded from the calculation of the Mean Sentence or Median Sentence category. Sentences greater than 470 months and probation were included in the sentence average computations as 470 months and zero months, respectively. Cases in the Total Receiving Imprisonment, Total Receiving Probation, and Fine Only categories total 100 percent of all cases. Cases missing information required for a specific analysis were excluded from that analysis. Descriptions of variables used in this analysis are provided in Appendix A.

SOURCE: U.S. Sentencing Commission, 2015 - 2019 Datafiles, USSCFY15 - USSCFY19.

Number of Federal Offenders Over Time



Race and Gender



Citizenship, Guilty Pleas, and Trials

