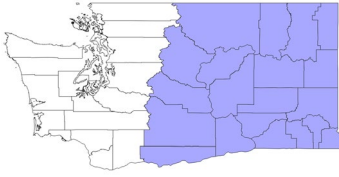


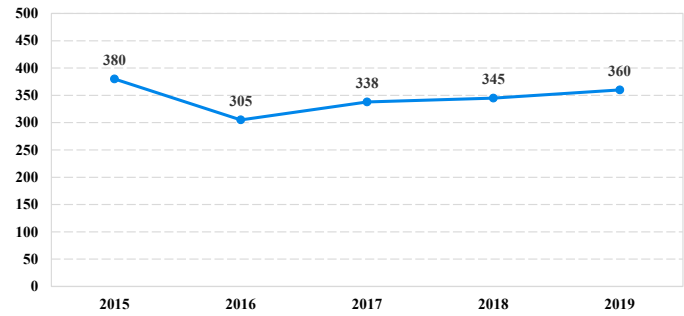
District at a Glance

Eastern District of Washington

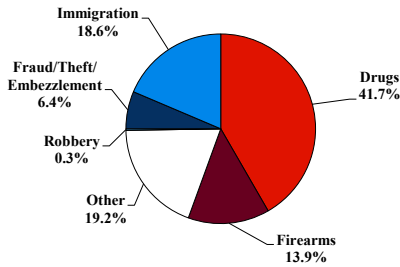
Fiscal Year 2019



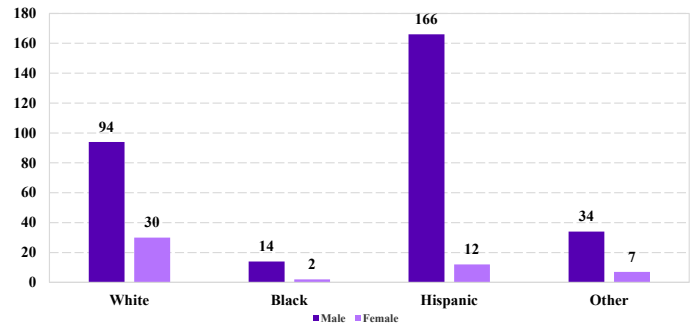
Number of Federal Offenders Over Time



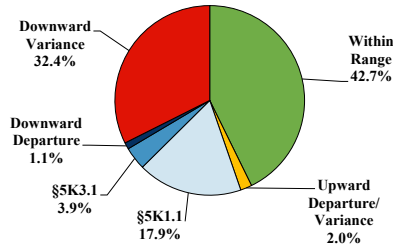
Type of Crime



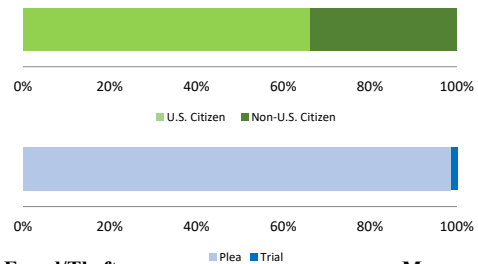
Race and Gender



Sentence Imposed Relative to the Guideline Range



Citizenship, Guilty Pleas, and Trials



SENTENCING INFORMATION BY TYPE OF CRIME

	TOTAL	Immigration	Drug Trafficking	Firearms	Fraud/Theft /Embezzle	Robbery	Child Porn	Money Laundering	All Other
	360	67	148	50	23	1	15	3	53
Mean Sentence (months)	49	5	74	33	10	--	68	78	62
Median Sentence (months)	29	3	60	26	6	--	60	18	30

IMPRISONMENT

Total Receiving Imprisonment	343	67	146	46	20	1	15	2	46
Prison Only	326	67	138	44	17	1	15	2	42
Up to 12 Months	105	61	20	7	9	0	1	0	7
13 to 60 Months	136	6	54	32	8	1	8	1	26
61 to 120 Months	51	0	40	4	0	0	5	0	2
Over 120 Months	34	0	24	1	0	0	1	1	7
Prison and Alternatives	17	0	8	2	3	0	0	0	4

PROBATION

Total Receiving Probation	17	0	2	4	3	0	0	1	7
Probation Only	14	0	1	4	3	0	0	0	6
Probation and Alternatives	3	0	1	0	0	0	0	1	1

FINE ONLY

FINE ONLY	0	0	0	0	0	0	0	0	0
------------------	----------	----------	----------	----------	----------	----------	----------	----------	----------

Cases with indeterminable sentence terms are excluded from the calculation of the Mean Sentence or Median Sentence category. Sentences greater than 470 months and probation were included in the sentence average computations as 470 months and zero months, respectively. Cases in the Total Receiving Imprisonment, Total Receiving Probation, and Fine Only categories total 100 percent of all cases. Cases missing information required for a specific analysis were excluded from that analysis. Descriptions of variables used in this analysis are provided in Appendix A.

SOURCE: U.S. Sentencing Commission, 2015 - 2019 Datafiles, USSCFY15 - USSCFY19.