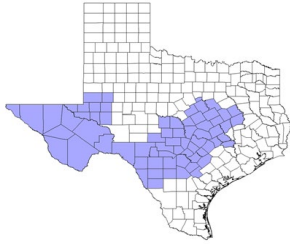


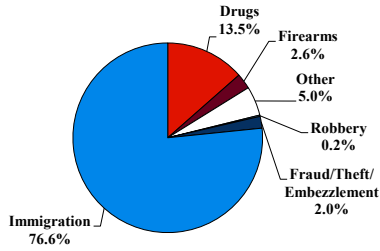
District at a Glance

Western District of Texas

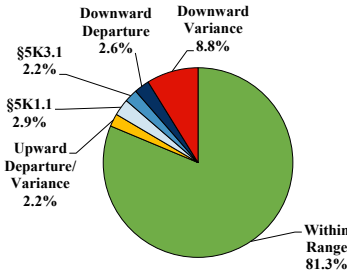
Fiscal Year 2019



Type of Crime



Sentence Imposed Relative to the Guideline Range



SENTENCING INFORMATION BY TYPE OF CRIME

	TOTAL	Immigration	Drug Trafficking	Firearms	Fraud/Theft /Embezzle	Robbery	Child Porn	Money Laundering	All Other
	9,769	7,485	1,285	258	196	22	38	29	456
Mean Sentence (months)	19	8	70	34	10	60	129	48	42
Median Sentence (months)	6	5	46	30	1	52	109	12	7

IMPRISONMENT

Total Receiving Imprisonment	8,763	6,734	1,227	230	133	20	38	23	358
Prison Only	8,613	6,690	1,151	221	127	20	38	22	344
Up to 12 Months	5,705	5,260	137	21	82	0	0	8	197
13 to 60 Months	2,281	1,401	552	169	39	12	9	9	90
61 to 120 Months	336	29	237	30	6	7	12	2	13
Over 120 Months	291	0	225	1	0	1	17	3	44
Prison and Alternatives	150	44	76	9	6	0	0	1	14

PROBATION

Total Receiving Probation	1,000	751	58	28	60	2	0	6	95
Probation Only	908	710	33	19	57	1	0	4	84
Probation and Alternatives	92	41	25	9	3	1	0	2	11

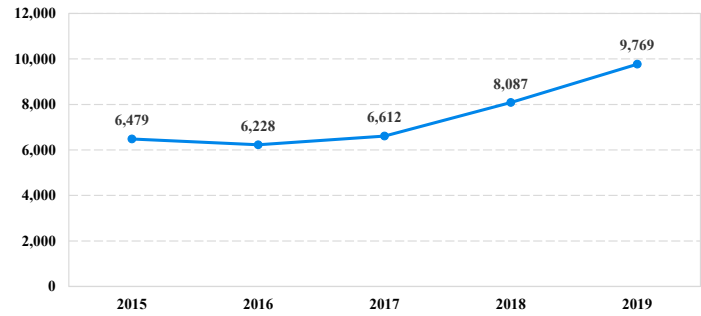
FINE ONLY

	6	0	0	0	3	0	0	0	3
--	----------	----------	----------	----------	----------	----------	----------	----------	----------

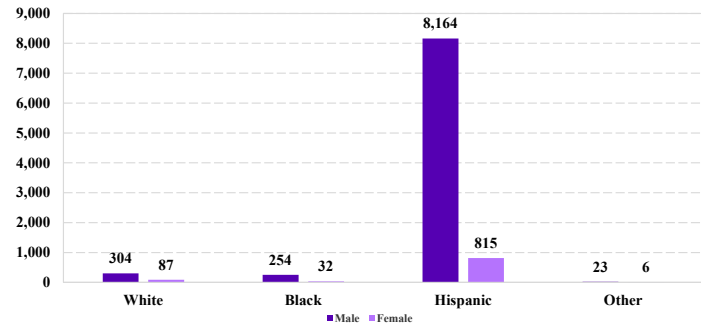
Cases with indeterminable sentence terms are excluded from the calculation of the Mean Sentence or Median Sentence category. Sentences greater than 470 months and probation were included in the sentence average computations as 470 months and zero months, respectively. Cases in the Total Receiving Imprisonment, Total Receiving Probation, and Fine Only categories total 100 percent of all cases. Cases missing information required for a specific analysis were excluded from that analysis. Descriptions of variables used in this analysis are provided in Appendix A.

SOURCE: U.S. Sentencing Commission, 2015 - 2019 Datafiles, USSCFY15 - USSCFY19.

Number of Federal Offenders Over Time



Race and Gender



Citizenship, Guilty Pleas, and Trials

