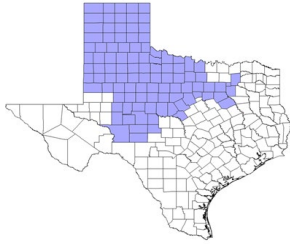


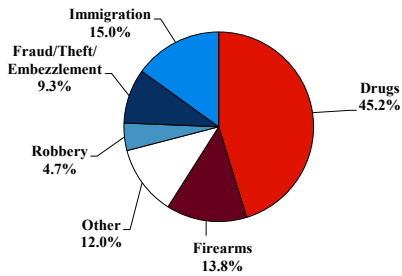
District at a Glance

Northern District of Texas

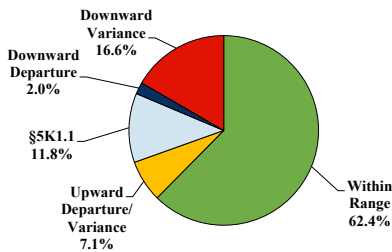
Fiscal Year 2019



Type of Crime



Sentence Imposed Relative to the Guideline Range



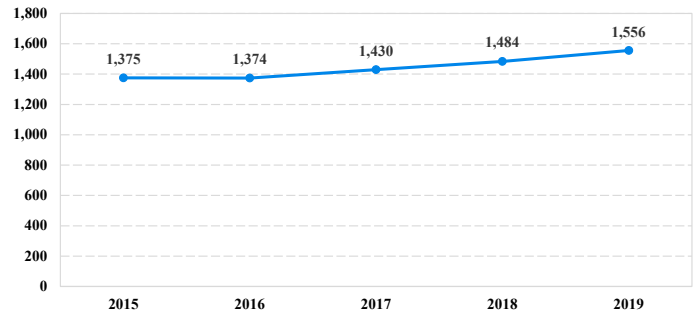
SENTENCING INFORMATION BY TYPE OF CRIME

	TOTAL	Immigration	Drug Trafficking	Firearms	Fraud/Theft /Embezzle	Robbery	Child Porn	Money Laundering	All Other
Total	1,556	234	700	214	145	73	26	6	158
Mean Sentence (months)	80	23	107	58	37	105	132	153	87
Median Sentence (months)	57	18	84	51	24	78	121	110	30
IMPRISONMENT									
Total Receiving Imprisonment	1,479	234	677	212	112	72	26	6	140
Prison Only	1,472	234	674	212	110	71	26	6	139
Up to 12 Months	148	77	15	7	23	1	0	0	25
13 to 60 Months	645	146	222	132	64	22	3	2	54
61 to 120 Months	342	11	192	66	16	25	10	2	20
Over 120 Months	337	0	245	7	7	23	13	2	40
Prison and Alternatives	7	0	3	0	2	1	0	0	1
PROBATION									
Total Receiving Probation	77	0	23	2	33	1	0	0	18
Probation Only	66	0	22	1	27	1	0	0	15
Probation and Alternatives	11	0	1	1	6	0	0	0	3
FINE ONLY	0	0	0	0	0	0	0	0	0

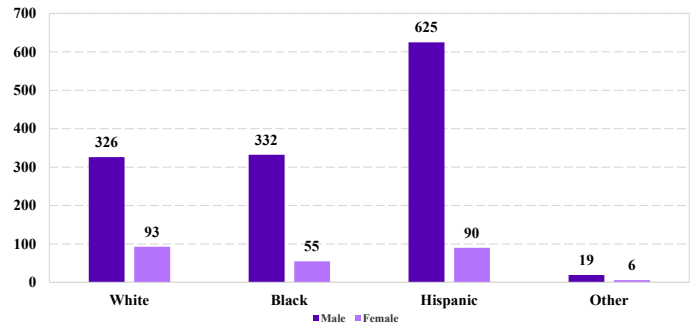
Cases with indeterminable sentence terms are excluded from the calculation of the Mean Sentence or Median Sentence category. Sentences greater than 470 months and probation were included in the sentence average computations as 470 months and zero months, respectively. Cases in the Total Receiving Imprisonment, Total Receiving Probation, and Fine Only categories total 100 percent of all cases. Cases missing information required for a specific analysis were excluded from that analysis. Descriptions of variables used in this analysis are provided in Appendix A.

SOURCE: U.S. Sentencing Commission, 2015 - 2019 Datafiles, USSCFY15 - USSCFY19.

Number of Federal Offenders Over Time



Race and Gender



Citizenship, Guilty Pleas, and Trials

