

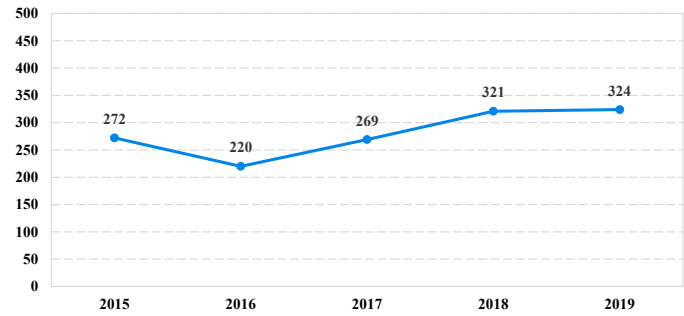
District at a Glance

Middle District of Tennessee

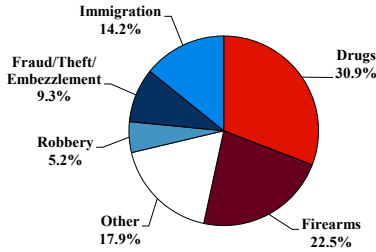
Fiscal Year 2019



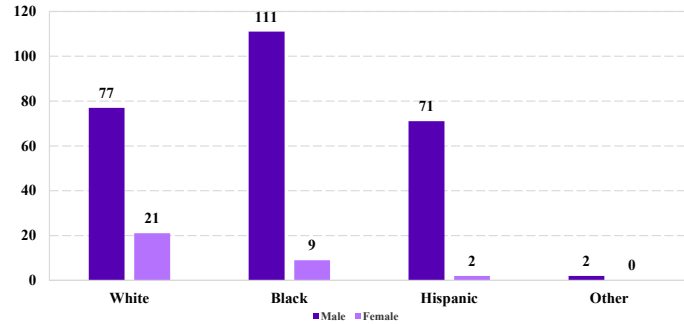
Number of Federal Offenders Over Time



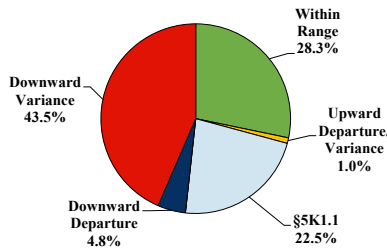
Type of Crime



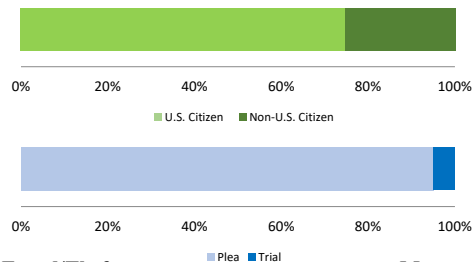
Race and Gender



Sentence Imposed Relative to the Guideline Range



Citizenship, Guilty Pleas, and Trials



SENTENCING INFORMATION BY TYPE OF CRIME

	TOTAL	Immigration	Drug Trafficking	Firearms	Fraud/Theft /Embezzle	Robbery	Child Porn	Money Laundering	All Other
	324	46	88	73	30	17	4	5	61
Mean Sentence (months)	63	10	90	59	27	93	182	132	64
Median Sentence (months)	36	7	72	46	16	68	124	144	0

IMPRISONMENT

Total Receiving Imprisonment	294	46	85	72	24	17	4	5	41
Prison Only	269	46	77	64	18	16	4	5	39
Up to 12 Months	66	32	7	4	3	2	0	1	17
13 to 60 Months	101	14	26	33	12	4	2	1	9
61 to 120 Months	57	0	29	18	2	7	0	0	1
Over 120 Months	45	0	15	9	1	3	2	3	12
Prison and Alternatives	25	0	8	8	6	1	0	0	2

PROBATION

Total Receiving Probation	14	0	3	1	4	0	0	0	6
Probation Only	9	0	2	0	3	0	0	0	4
Probation and Alternatives	5	0	1	1	1	0	0	0	2
FINE ONLY	16	0	0	0	2	0	0	0	14

Cases with indeterminable sentence terms are excluded from the calculation of the Mean Sentence or Median Sentence category. Sentences greater than 470 months and probation were included in the sentence average computations as 470 months and zero months, respectively. Cases in the Total Receiving Imprisonment, Total Receiving Probation, and Fine Only categories total 100 percent of all cases. Cases missing information required for a specific analysis were excluded from that analysis. Descriptions of variables used in this analysis are provided in Appendix A.

SOURCE: U.S. Sentencing Commission, 2015 - 2019 Datafiles, USSCFY15 - USSCFY19.