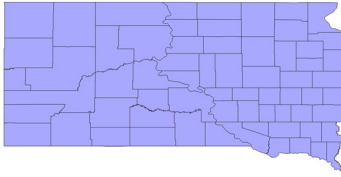


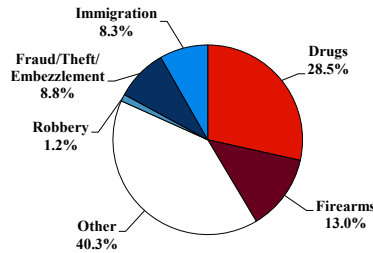
District at a Glance

District of South Dakota

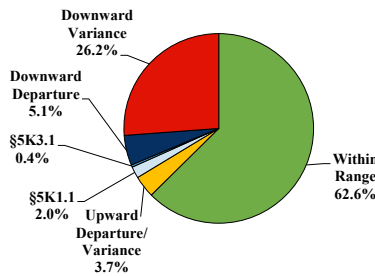
Fiscal Year 2019



Type of Crime



Sentence Imposed Relative to the Guideline Range



SENTENCING INFORMATION BY TYPE OF CRIME

	TOTAL	Immigration	Drug Trafficking	Firearms	Fraud/Theft /Embezzle	Robbery	Child Porn	Money Laundering	All Other
	509	42	145	66	45	6	16	0	189
Mean Sentence (months)	64	5	116	38	20	99	75	--	54
Median Sentence (months)	36	4	120	36	6	77	60	--	24

IMPRISONMENT

Total Receiving Imprisonment	472	42	145	60	30	6	16	0	173
Prison Only	458	42	140	59	28	6	16	0	167
Up to 12 Months	94	39	7	4	9	0	1	0	34
13 to 60 Months	198	3	32	44	15	3	10	0	91
61 to 120 Months	89	0	47	11	4	2	4	0	21
Over 120 Months	77	0	54	0	0	1	1	0	21
Prison and Alternatives	14	0	5	1	2	0	0	0	6

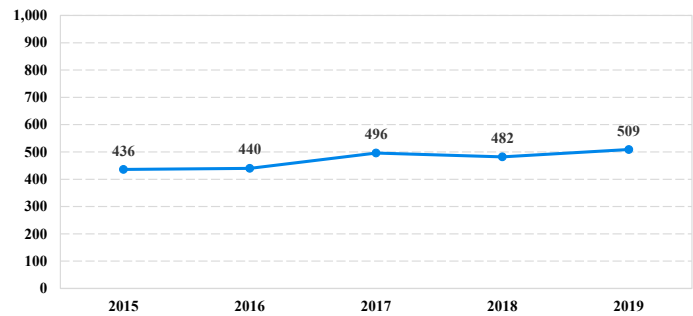
PROBATION

Total Receiving Probation	34	0	0	6	14	0	0	0	14
Probation Only	31	0	0	4	14	0	0	0	13
Probation and Alternatives	3	0	0	2	0	0	0	0	1
FINE ONLY	3	0	0	0	1	0	0	0	2

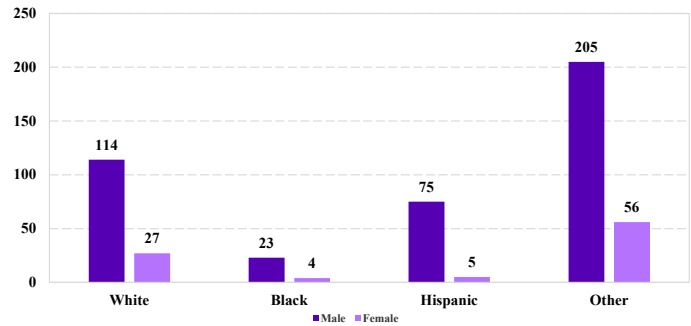
Cases with indeterminable sentence terms are excluded from the calculation of the Mean Sentence or Median Sentence category. Sentences greater than 470 months and probation were included in the sentence average computations as 470 months and zero months, respectively. Cases in the Total Receiving Imprisonment, Total Receiving Probation, and Fine Only categories total 100 percent of all cases. Cases missing information required for a specific analysis were excluded from that analysis. Descriptions of variables used in this analysis are provided in Appendix A.

SOURCE: U.S. Sentencing Commission, 2015 - 2019 Datafiles, USSCFY15 - USSCFY19.

Number of Federal Offenders Over Time



Race and Gender



Citizenship, Guilty Pleas, and Trials

