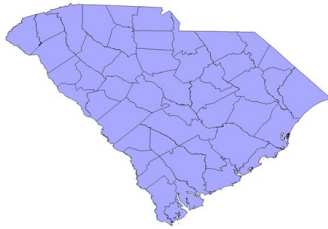


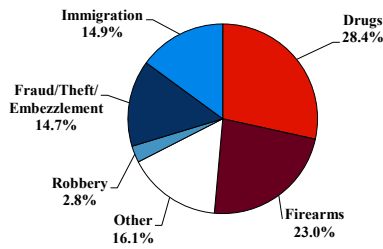
District at a Glance

District of South Carolina

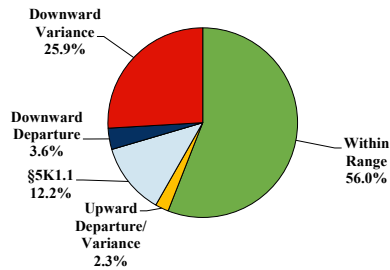
Fiscal Year 2019



Type of Crime



Sentence Imposed Relative to the Guideline Range



SENTENCING INFORMATION BY TYPE OF CRIME

	TOTAL	Immigration	Drug Trafficking	Firearms	Fraud/Theft /Embezzle	Robbery	Child Porn	Money Laundering	All Other
Total	1,058	158	299	243	156	30	13	29	130
Mean Sentence (months)	60	6	91	67	17	150	55	73	69
Median Sentence (months)	34	5	72	57	9	135	24	12	17

IMPRISONMENT

Total Receiving Imprisonment	973	157	291	239	122	30	13	22	99
Prison Only	948	157	287	235	112	30	13	21	93
Up to 12 Months	253	135	26	12	51	0	4	7	18
13 to 60 Months	351	22	89	128	56	4	5	6	41
61 to 120 Months	205	0	100	75	5	8	2	1	14
Over 120 Months	139	0	72	20	0	18	2	7	20
Prison and Alternatives	25	0	4	4	10	0	0	1	6

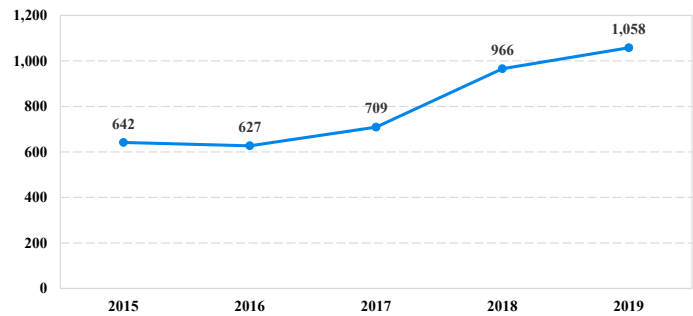
PROBATION

Total Receiving Probation	84	1	8	4	34	0	0	7	30
Probation Only	61	1	7	3	23	0	0	5	22
Probation and Alternatives	23	0	1	1	11	0	0	2	8
FINE ONLY	1	0	0	0	0	0	0	0	1

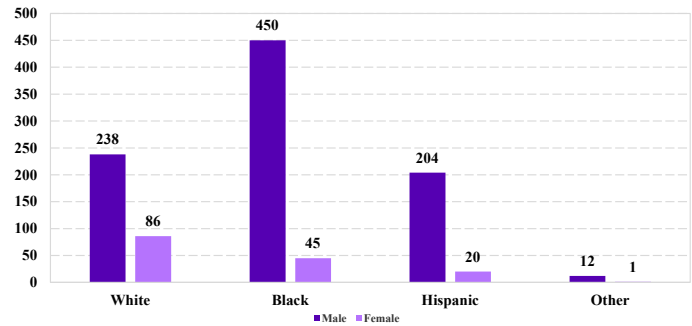
Cases with indeterminable sentence terms are excluded from the calculation of the Mean Sentence or Median Sentence category. Sentences greater than 470 months and probation were included in the sentence average computations as 470 months and zero months, respectively. Cases in the Total Receiving Imprisonment, Total Receiving Probation, and Fine Only categories total 100 percent of all cases. Cases missing information required for a specific analysis were excluded from that analysis. Descriptions of variables used in this analysis are provided in Appendix A.

SOURCE: U.S. Sentencing Commission, 2015 - 2019 Datafiles, USSCFY15 - USSCFY19.

Number of Federal Offenders Over Time



Race and Gender



Citizenship, Guilty Pleas, and Trials

