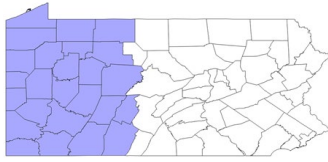


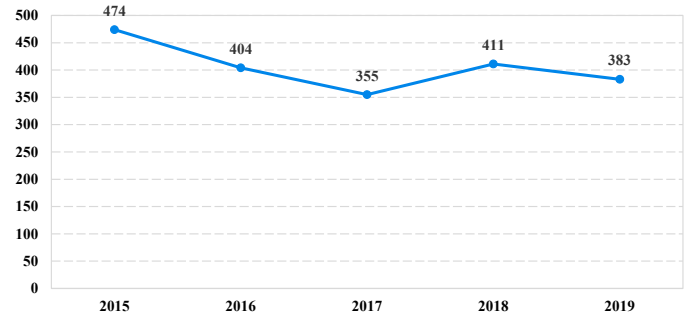
District at a Glance

Western District of Pennsylvania

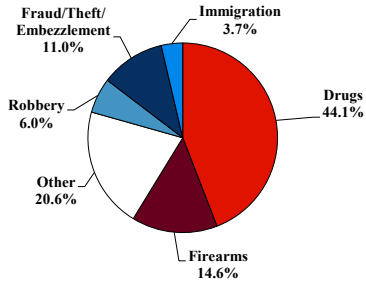
Fiscal Year 2019



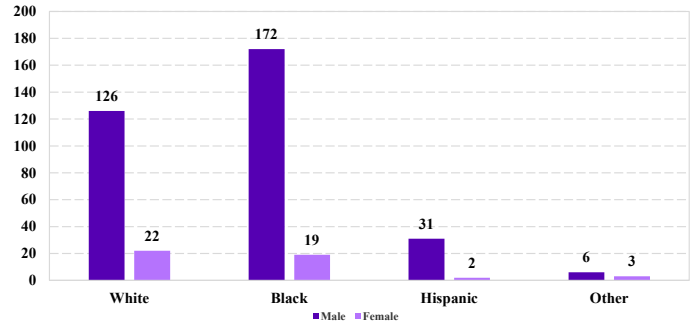
Number of Federal Offenders Over Time



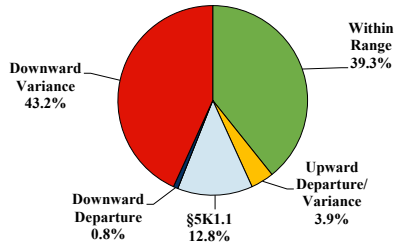
Type of Crime



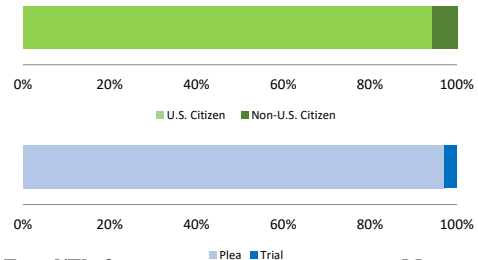
Race and Gender



Sentence Imposed Relative to the Guideline Range



Citizenship, Guilty Pleas, and Trials



SENTENCING INFORMATION BY TYPE OF CRIME

	TOTAL	Immigration	Drug Trafficking	Firearms	Fraud/Theft /Embezzle	Robbery	Child Porn	Money Laundering	All Other
	383	14	168	56	42	23	23	10	47
Mean Sentence (months)	54	3	62	53	14	97	69	37	52
Median Sentence (months)	36	0	57	46	9	70	70	32	15

IMPRISONMENT

Total Receiving Imprisonment	320	12	140	50	26	23	23	8	38
Prison Only	312	12	139	49	22	22	23	8	37
Up to 12 Months	33	10	3	2	6	0	0	3	9
13 to 60 Months	157	2	67	33	15	9	11	2	18
61 to 120 Months	85	0	52	10	1	7	10	3	2
Over 120 Months	37	0	17	4	0	6	2	0	8
Prison and Alternatives	8	0	1	1	4	1	0	0	1

PROBATION

Total Receiving Probation	63	2	28	6	16	0	0	2	9
Probation Only	29	2	15	1	5	0	0	0	6
Probation and Alternatives	34	0	13	5	11	0	0	2	3
FINE ONLY	0	0	0	0	0	0	0	0	0

Cases with indeterminable sentence terms are excluded from the calculation of the Mean Sentence or Median Sentence category. Sentences greater than 470 months and probation were included in the sentence average computations as 470 months and zero months, respectively. Cases in the Total Receiving Imprisonment, Total Receiving Probation, and Fine Only categories total 100 percent of all cases. Cases missing information required for a specific analysis were excluded from that analysis. Descriptions of variables used in this analysis are provided in Appendix A.

SOURCE: U.S. Sentencing Commission, 2015 - 2019 Datafiles, USSCFY15 - USSCFY19.