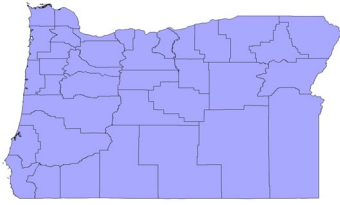


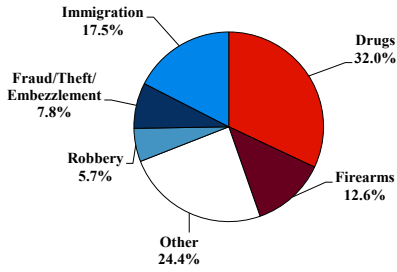
District at a Glance

District of Oregon

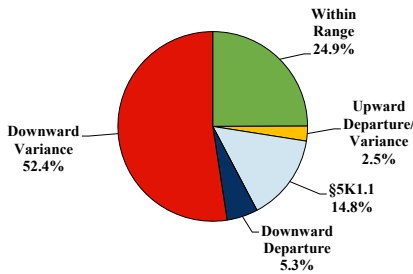
Fiscal Year 2019



Type of Crime



Sentence Imposed Relative to the Guideline Range



SENTENCING INFORMATION BY TYPE OF CRIME

	TOTAL	Immigration	Drug Trafficking	Firearms	Fraud/Theft /Embezzle	Robbery	Child Porn	Money Laundering	All Other
TOTAL	475	83	149	60	37	27	23	19	77
Mean Sentence (months)	42	7	59	33	26	47	74	37	49
Median Sentence (months)	21	3	51	26	21	41	60	24	6

IMPRISONMENT

Total Receiving Imprisonment	419	83	138	49	27	25	23	16	58
Prison Only	390	83	131	45	27	20	23	16	45
Up to 12 Months	123	62	25	7	4	0	1	5	19
13 to 60 Months	165	20	50	30	21	13	12	6	13
61 to 120 Months	71	1	42	7	2	5	7	4	3
Over 120 Months	31	0	14	1	0	2	3	1	10
Prison and Alternatives	29	0	7	4	0	5	0	0	13

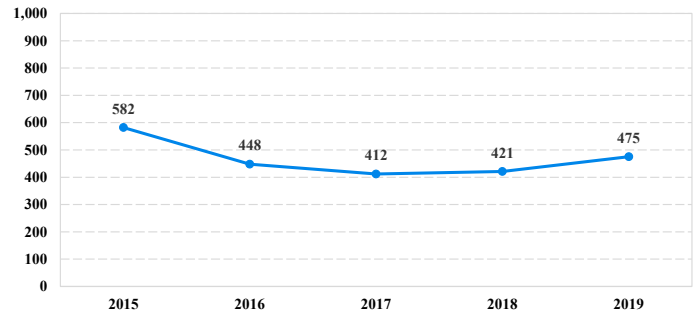
PROBATION

Total Receiving Probation	56	0	11	11	10	2	0	3	19
Probation Only	36	0	6	5	7	2	0	2	14
Probation and Alternatives	20	0	5	6	3	0	0	1	5
FINE ONLY	0	0	0	0	0	0	0	0	0

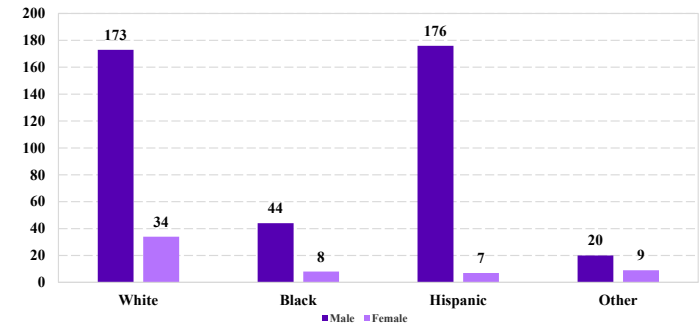
Cases with indeterminable sentence terms are excluded from the calculation of the Mean Sentence or Median Sentence category. Sentences greater than 470 months and probation were included in the sentence average computations as 470 months and zero months, respectively. Cases in the Total Receiving Imprisonment, Total Receiving Probation, and Fine Only categories total 100 percent of all cases. Cases missing information required for a specific analysis were excluded from that analysis. Descriptions of variables used in this analysis are provided in Appendix A.

SOURCE: U.S. Sentencing Commission, 2015 - 2019 Datafiles, USSCFY15 - USSCFY19.

Number of Federal Offenders Over Time



Race and Gender



Citizenship, Guilty Pleas, and Trials

