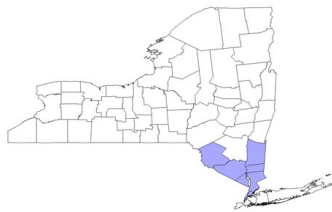


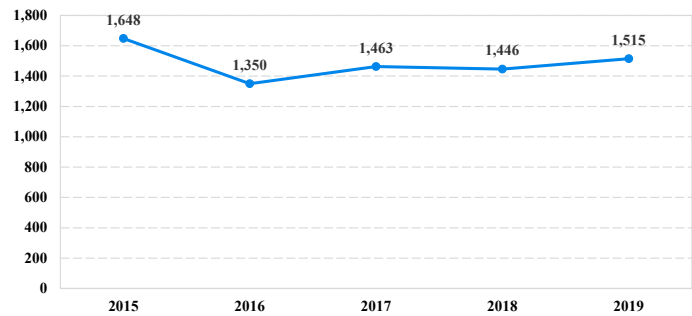
District at a Glance

Southern District of New York

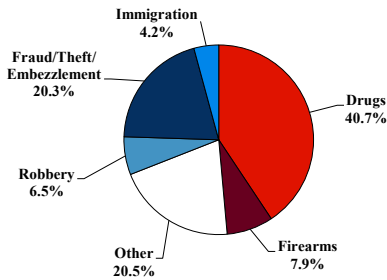
Fiscal Year 2019



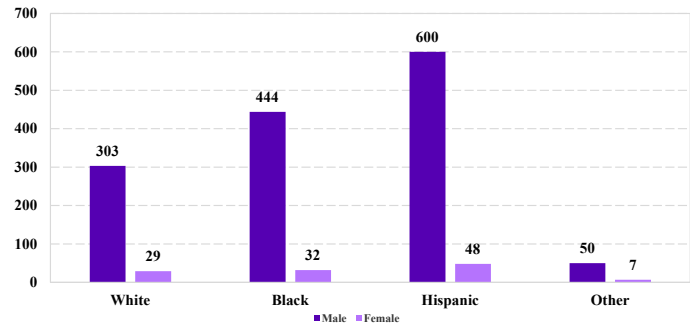
Number of Federal Offenders Over Time



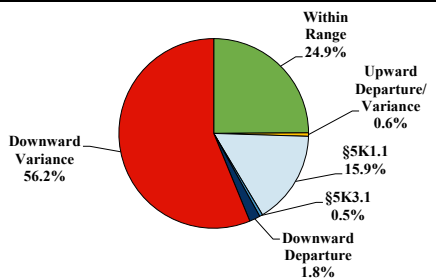
Type of Crime



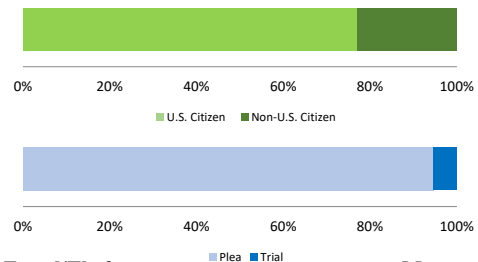
Race and Gender



Sentence Imposed Relative to the Guideline Range



Citizenship, Guilty Pleas, and Trials



SENTENCING INFORMATION BY TYPE OF CRIME

	TOTAL	Immigration	Drug Trafficking	Firearms	Fraud/Theft/Embezzlement	Robbery	Child Porn	Money Laundering	All Other
Total	1,515	64	608	120	307	98	18	45	255
Mean Sentence (months)	50	10	51	58	21	63	57	53	81
Median Sentence (months)	30	3	40	60	12	48	30	24	30

IMPRISONMENT

Total Receiving Imprisonment	1,440	61	601	118	274	98	17	43	228
Prison Only	1,361	60	575	112	246	92	16	42	218
Up to 12 Months	336	39	115	13	91	8	1	12	57
13 to 60 Months	651	21	280	62	134	50	8	20	76
61 to 120 Months	255	0	143	29	18	24	5	6	30
Over 120 Months	119	0	37	8	3	10	2	4	55
Prison and Alternatives	79	1	26	6	28	6	1	1	10

PROBATION

Total Receiving Probation	73	3	7	2	33	0	1	2	25
Probation Only	55	3	5	2	24	0	1	1	19
Probation and Alternatives	18	0	2	0	9	0	0	1	6

FINE ONLY

Total	2	0	0	0	0	0	0	0	2
--------------	----------	----------	----------	----------	----------	----------	----------	----------	----------

Cases with indeterminable sentence terms are excluded from the calculation of the Mean Sentence or Median Sentence category. Sentences greater than 470 months and probation were included in the sentence average computations as 470 months and zero months, respectively. Cases in the Total Receiving Imprisonment, Total Receiving Probation, and Fine Only categories total 100 percent of all cases. Cases missing information required for a specific analysis were excluded from that analysis. Descriptions of variables used in this analysis are provided in Appendix A.

SOURCE: U.S. Sentencing Commission, 2015 - 2019 Datafiles, USSCFY15 - USSCFY19.