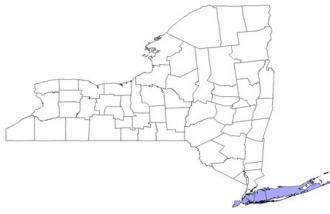


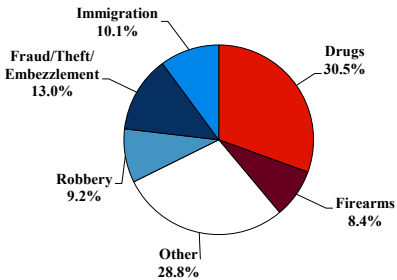
District at a Glance

Eastern District of New York

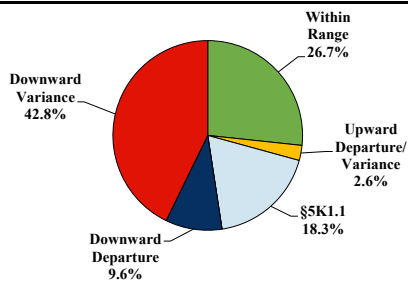
Fiscal Year 2019



Type of Crime



Sentence Imposed Relative to the Guideline Range



SENTENCING INFORMATION BY TYPE OF CRIME

	TOTAL	Immigration	Drug Trafficking	Firearms	Fraud/Theft /Embezzle	Robbery	Child Porn	Money Laundering	All Other
	622	63	189	52	81	57	21	22	137
Mean Sentence (months)	50	17	46	38	16	91	77	37	74
Median Sentence (months)	24	14	36	33	6	87	60	0	27

IMPRISONMENT

Total Receiving Imprisonment	539	62	174	47	60	56	18	17	105
Prison Only	510	62	167	43	59	52	17	16	94
Up to 12 Months	122	23	45	2	25	4	0	8	15
13 to 60 Months	234	38	68	35	30	15	7	6	35
61 to 120 Months	93	1	40	6	4	19	5	1	17
Over 120 Months	61	0	14	0	0	14	5	1	27
Prison and Alternatives	29	0	7	4	1	4	1	1	11

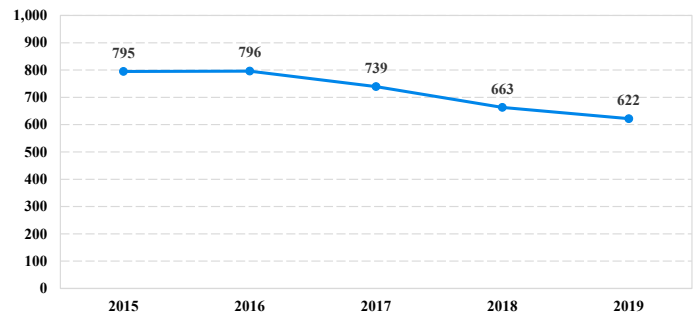
PROBATION

Total Receiving Probation	82	1	15	5	21	1	3	5	31
Probation Only	65	0	13	4	14	1	3	5	25
Probation and Alternatives	17	1	2	1	7	0	0	0	6
FINE ONLY	1	0	0	0	0	0	0	0	1

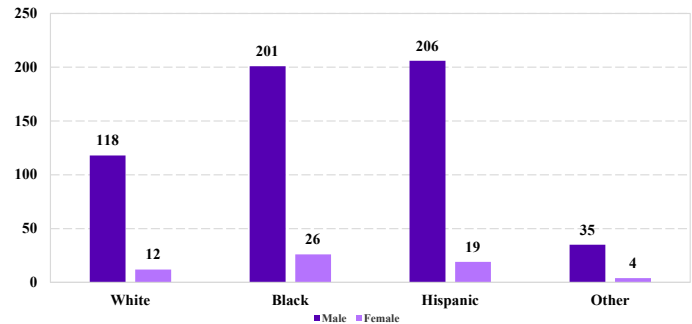
Cases with indeterminable sentence terms are excluded from the calculation of the Mean Sentence or Median Sentence category. Sentences greater than 470 months and probation were included in the sentence average computations as 470 months and zero months, respectively. Cases in the Total Receiving Imprisonment, Total Receiving Probation, and Fine Only categories total 100 percent of all cases. Cases missing information required for a specific analysis were excluded from that analysis. Descriptions of variables used in this analysis are provided in Appendix A.

SOURCE: U.S. Sentencing Commission, 2015 - 2019 Datafiles, USSCFY15 - USSCFY19.

Number of Federal Offenders Over Time



Race and Gender



Citizenship, Guilty Pleas, and Trials

