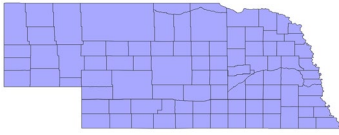


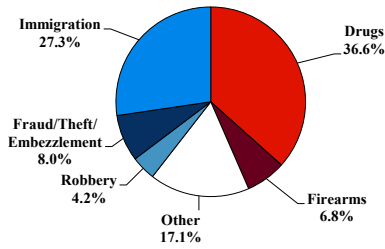
District at a Glance

District of Nebraska

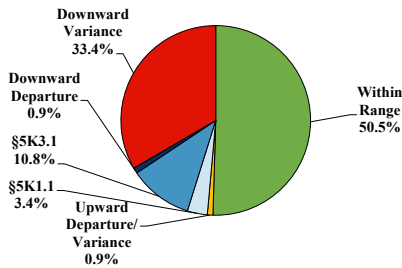
Fiscal Year 2019



Type of Crime



Sentence Imposed Relative to the Guideline Range



SENTENCING INFORMATION BY TYPE OF CRIME

	TOTAL	Immigration	Drug Trafficking	Firearms	Fraud/Theft /Embezzle	Robbery	Child Porn	Money Laundering	All Other
	527	144	191	36	42	22	19	10	63
Mean Sentence (months)	59	6	104	44	14	137	90	89	43
Median Sentence (months)	30	4	100	37	6	108	78	83	16

IMPRISONMENT

Total Receiving Imprisonment	486	142	187	30	32	22	19	8	46
Prison Only	479	142	184	29	30	22	19	8	45
Up to 12 Months	145	116	2	2	17	0	0	0	8
13 to 60 Months	144	26	53	16	11	5	5	1	27
61 to 120 Months	116	0	74	11	2	9	11	4	5
Over 120 Months	74	0	55	0	0	8	3	3	5
Prison and Alternatives	7	0	3	1	2	0	0	0	1

PROBATION

Total Receiving Probation	40	2	4	6	10	0	0	2	16
Probation Only	33	1	3	2	9	0	0	2	16
Probation and Alternatives	7	1	1	4	1	0	0	0	0

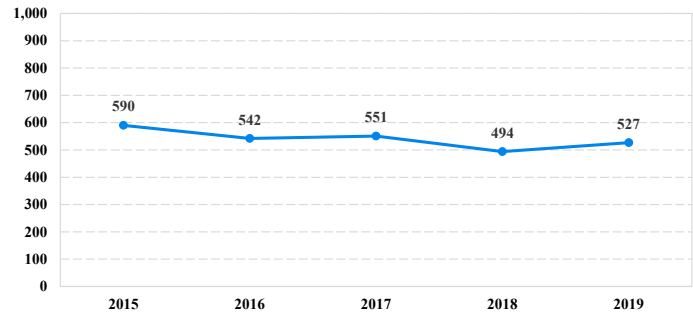
FINE ONLY

FINE ONLY	1	0	0	0	0	0	0	0	1
------------------	----------	----------	----------	----------	----------	----------	----------	----------	----------

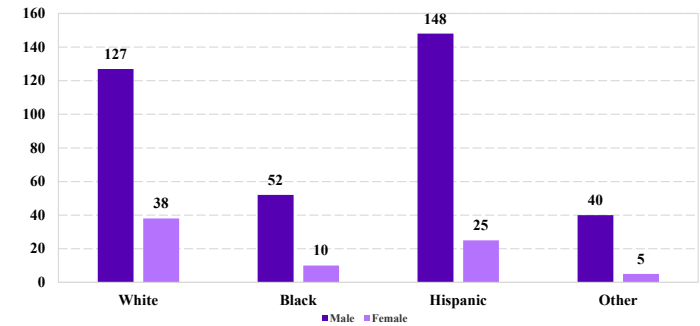
Cases with indeterminable sentence terms are excluded from the calculation of the Mean Sentence or Median Sentence category. Sentences greater than 470 months and probation were included in the sentence average computations as 470 months and zero months, respectively. Cases in the Total Receiving Imprisonment, Total Receiving Probation, and Fine Only categories total 100 percent of all cases. Cases missing information required for a specific analysis were excluded from that analysis. Descriptions of variables used in this analysis are provided in Appendix A.

SOURCE: U.S. Sentencing Commission, 2015 - 2019 Datafiles, USSCFY15 - USSCFY19.

Number of Federal Offenders Over Time



Race and Gender



Citizenship, Guilty Pleas, and Trials

